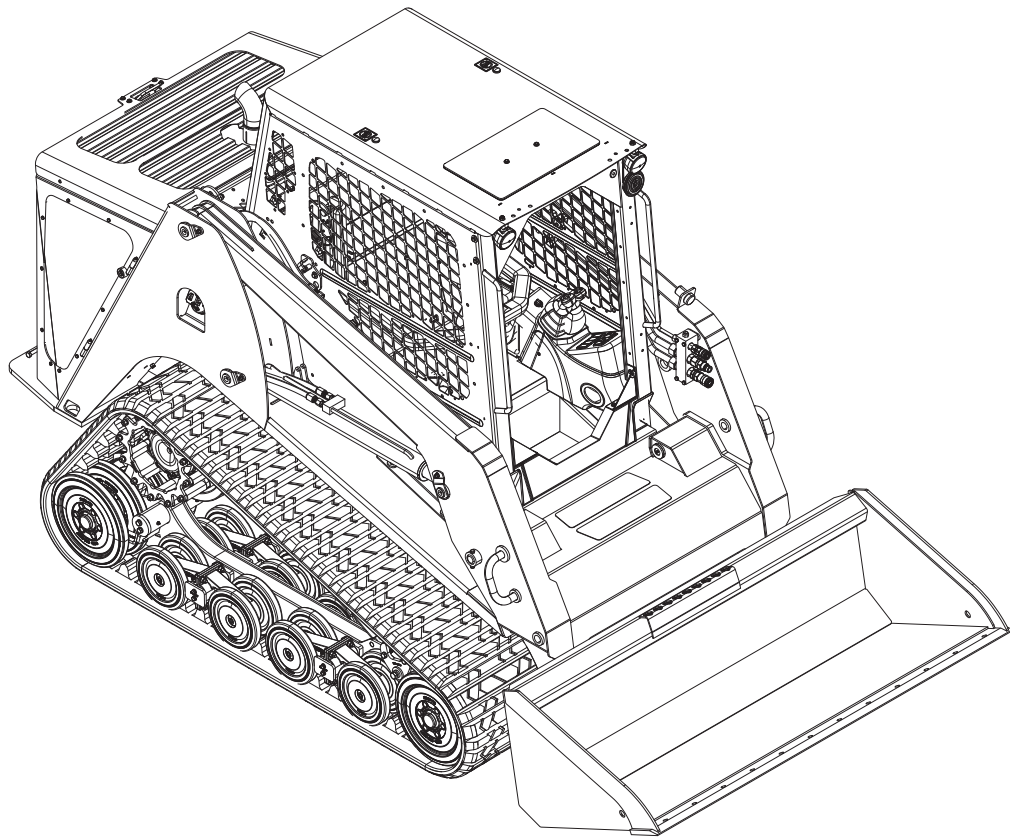


Master Parts Manual

Compact Track Loader



RT-75 / RT-75 HD
R265T

Part Number: 0404-593
Printed: 11/7/2019

Table of Contents

1. **Service Parts**
 - 1-1 General Service Items / Lubricants
 - 1-2 Component Service Items / Harnesses
 - 1-3 Harnesses
2. **Fuel/Engine**
 - 2-1 Fuel Tank
 - 2-2 Diesel Engine
 - 2-3 Intake/Exhaust
 - 2-4 Cooling System
 - 2-5 HD Cooling System
3. **Hydraulic Components**
 - 3-1 Hydraulic Reservoir
 - 3-2 Lift Arm Control Valve
 - 3-3 Pilot Generation / Control Blocks
 - 3-4 Hydraulic Cylinders-Lift Arm / Tilt
 - 3-5 Auxiliary Lift Arm Tubes
 - 3-6 Hydraulic Pilot / Filtration
 - 3-7 Hydraulic Drive Assembly
 - 3-8 Hydraulic Auxiliary High Flow
 - 3-9 Hydraulic Auxiliary Low Flow
 - 3-10 Ride Control
 - 3-11 Bucket Positioning
4. **Electrical**
 - 4-1 Dash Switches (Incl. HD)
 - 4-2 Battery
 - 4-3 Fuse Panel
 - 4-4 Exterior Lights
5. **Undercarriage**
 - 5-1 Axles / Track
 - 5-2 Drive Table RT
 - 5-3 Drive Table LT
 - 5-4 Undercarriage RT
 - 5-5 Undercarriage LT
6. **Mainframe**
 - 6-1 Chassis
 - 6-2 Hood Assembly
 - 6-3 HD Guarding
 - 6-4 HD Brush Guard
7. **Cab / Heating / Air Conditioning**
 - 7-1 Cab
 - 7-2 Cab Interior / Headliner
 - 7-3 Door / Windows
 - 7-4 Poly Door (HD standard)
 - 7-5 Wiper
 - 7-6 Suspension Seat / Seatbelts
 - 7-7 Standard Seat / Seatbelts
 - 7-8 Heater (optional)
 - 7-9 HVAC (optional)
 - 7-10 Ductwork (optional)
8. **Working Equipment**
 - 8-1 Lift Arms
 - 8-2 Quick Attach- Manual
 - 8-3 Quick Attach- Hydraulic (optional)
9. **Graphics / Safety Decals**
 - 9-1 ANSI Safety Decals
 - 9-2 Machine Graphics ASV (incl. HD)
 - 9-3 Machine Graphics TEREX
10. **Kits**
 - 10-1 Kits

* Parts manuals are updated frequently. To ensure current parts information, always refer to the latest version of this manual (posted online, consult your dealer).

NOTE: Ordering parts that are painted requires a specific part number format. Please refer to page II of this manual for paint code and ordering information.

Painted Service Parts

ordering guidelines

Compact Track and Skid Steer Loaders are available in various colors and nomenclatures (brands / model names). **Paint color needs to be specified when ordering painted components.** When ordering painted components, inform the support representative of the brand and model name of your machine before selecting the proper color from the list below. The support representative should be able to assist you in finding the correct one based on your machine's **VIN number**. This should help to identify the original machine configuration and nomenclature.

***Note:** Not all colors are available on all components. Available colors are limited to those considered “standard” on your particular machine and component(s). Please do not attempt to order non-standard colors for your machine as the order will not be fulfilled until corrected.

The color codes are to be referenced as a suffix to the part number of the component you are requesting, for example: 0000-000-GRN (indicating a green part).

The following is a list of available colors.

<u>Color</u>	<u>Color Code:</u>
BLACK	BLK (ALL MODELS)
YELLOW	YEY (ASV)
WHITE	WHT (TEREX)
GREEN	GRN (SUNBELT)
GRAY	GRY (TEE)
ORANGE	ORN (ASPLUNDH)

Chapter 1

Service Parts

1-1 General Service Items / Lubricants

1-2 Component Service Items / Harnesses

1-3 Harnesses

* Parts manuals are updated on a regular basis. Always refer to current online posted manuals to ensure you have the most up to date information prior to ordering parts.

GENERAL SERVICE ITEMS & LUBRICANTS

NOTE: Please refer to your Operators Manual for proper fluid usage and fluid capacity.

<u>ITEM</u>	<u>DESCRIPTION</u>	<u>PART NUMBER</u>
-Engine Oil Filter	Filter, Engine Oil	3030-300
-Primary Air Filter	Filter, Primary Air	3030-302
-Secondary Air Filter	Filter, Secondary Air	3030-303
-Fuel Filter	Filter, Fuel, Primary	3030-288
-Fuel / Water separator Filter	Filter, Fuel, Secondary	3030-289
-Fan Belt	Belt, Fan	3030-305
-A/C Belt	Belt, A/C	3030-112

HYDRAULIC SERVICE ITEMS & LUBRICANTS

<u>ITEM</u>	<u>DESCRIPTION</u>	<u>PART NUMBER</u>
-Hydraulic Charge Oil Filter	Filter, Hydraulic Charge	0404-161
Case Drain Oil Filter	Filter, Hydraulic Case Drain	2046-286
Hydraulic, Filter	Filter, Hydraulic	3030-314

<u>O-RING</u>	<u>PART NUMBER</u>
-# 4, Flat Face Type	2055-196
-# 6, Flat Face Type	0310-285
-# 8, Flat Face Type	0310-286
-# 10, Flat Face Type	0310-287
-# 12, Flat Face Type	0310-288
-# 16, Flat Face Type	0310-289
-# 20, Flat Face Type	0310-290
-# 24, Flat Face Type	0201-479
-# 4, ORB Type	0314-366
-# 6, ORB Type	0310-619
-# 8, ORB Type	0307-353
-# 10, ORB Type	0310-620
-# 12, ORB Type	0310-621
-# 16, ORB Type	0307-354
-# 20, ORB Type	0310-832

COMPONENT SERVICE ITEMS

Hydraulic Cylinders

- Bucket/Tilt RH P/N: 3020-292
- RH-Q/A P/N: 2046-317
- Bucket/Tilt LH P/N: 3020-291
- LH-Q/A P/N: 2046-316
- Lift-Arm P/N: 3020-290

<u>ITEM</u>	<u>DESCRIPTION</u>	<u>PART NUMBER</u>
-Kit,Seal,Bucket/Tilt Cylinder	Fits Cylinder (P/N:3020-291 / 3020-292)	3030-365
-Rod,Bucket/Tilt Cylinder	Fits Cylinder (P/N:3020-291 / 3020-292)	3030-366
-End Gland,Bucket/Tilt Cylinder	Fits Cylinder (P/N:3020-291 / 3020-292)	2076-617
-Piston, Bucket/Tilt Cylinder	Fits Cylinder (P/N:3020-291 / 3020-292)	3030-367
-Body, Bucket/Tilt Cylinder	Fits Cylinder (P/N:3020-291 / 3020-292)	3030-368
-Kit,Seal,Lift Arm Cylinder	Fits Cylinder (P/N:3020-290)	0404-533
-End Gland,Lift Arm Cylinder	Fits Cylinder (P/N:3020-290)	2076-621
-Rod,Lift Arm Cylinder	Fits Cylinder (P/N:3020-290)	3030-361
-Piston	Fits Cylinder (P/N:3020-290)	3030-362
-Nut,Lift Arm Cylinder	Fits Cylinder (P/N:3020-290)	2076-159
-Body, Lift Arm Cylinder	Fits Cylinder (P/N:3020-290)	3030-364
-Kit,Seal,Q/A Cylinder	Fits Cylinder (P/N:2046-316 / 2046-317)	2076-292

HARNESSES

<u>ITEM</u>	<u>LOCATION</u>	<u>PART NUMBER</u>
Main Cab Harness	Cab	3000-707
Main Harness (HD reversing fan)	Chassis (throughout machine)	3030-480
Main Harness (non HD)	Chassis (throughout machine)	3020-180
Auxiliary	Lift Arm	7000-117
Condenser Harness	Rear of Cab, A/C Fans	7011-184
Engine Harness	Engine	3020-012
Radio/Air conditioning Harness	Cab	3000-775
Battery Cable Positive	Battery	3030-060
Battery Cable Negative	Battery	3030-061
Fuel Pressure Harness	Engine	3020-025
Fuel Pump Jumper	Engine	3020-033
Diode Alternator Jumper	Engine	3030-398
Horn Relay	RH Joystick	2095-928
250 AMP Heater Cable Relay	Engine	2096-229
Ground Strap	Engine	3030-262
Fan Jumper (HD package)	Cooler	2096-504
Fan Jumper (non HD)	Cooler	3020-328
Hood Harness	Hood	3020-325
TBAP Sensor Harness		2096-214
Dual Light Jumper (0404-616 LED kit)	Cab	3020-450
JUMPER, RIDE CONTROL, 4-PIN	Cab	2015-070

Chapter 2

Fuel / Engine

2-1 Fuel Tank

RT-75 Serial # valid from - 00700 **2-1A**

R265T Serial # valid from - 00200 **2-1A**

2-2 Diesel Engine

RT-75 Serial # valid from - 00700 **2-2A**

R265T Serial # valid from - 00200 **2-2A**

2-3 Intake / Exhaust

RT-75 Serial # valid from - 00700 **2-3A**

R265T Serial # valid from - 00200 **2-3A**

2-4 Cooling System

RT-75 Serial # valid from - 00700 **2-4A**

R265T Serial # valid from - 00200 **2-4A**

2-5 Cooling System RT-75 HD

RT-75 Serial # valid from - 00700 **2-5A**

*** Parts manuals are updated on a regular basis. Always refer to current online posted manuals to ensure you have the most up to date information prior to ordering parts.**

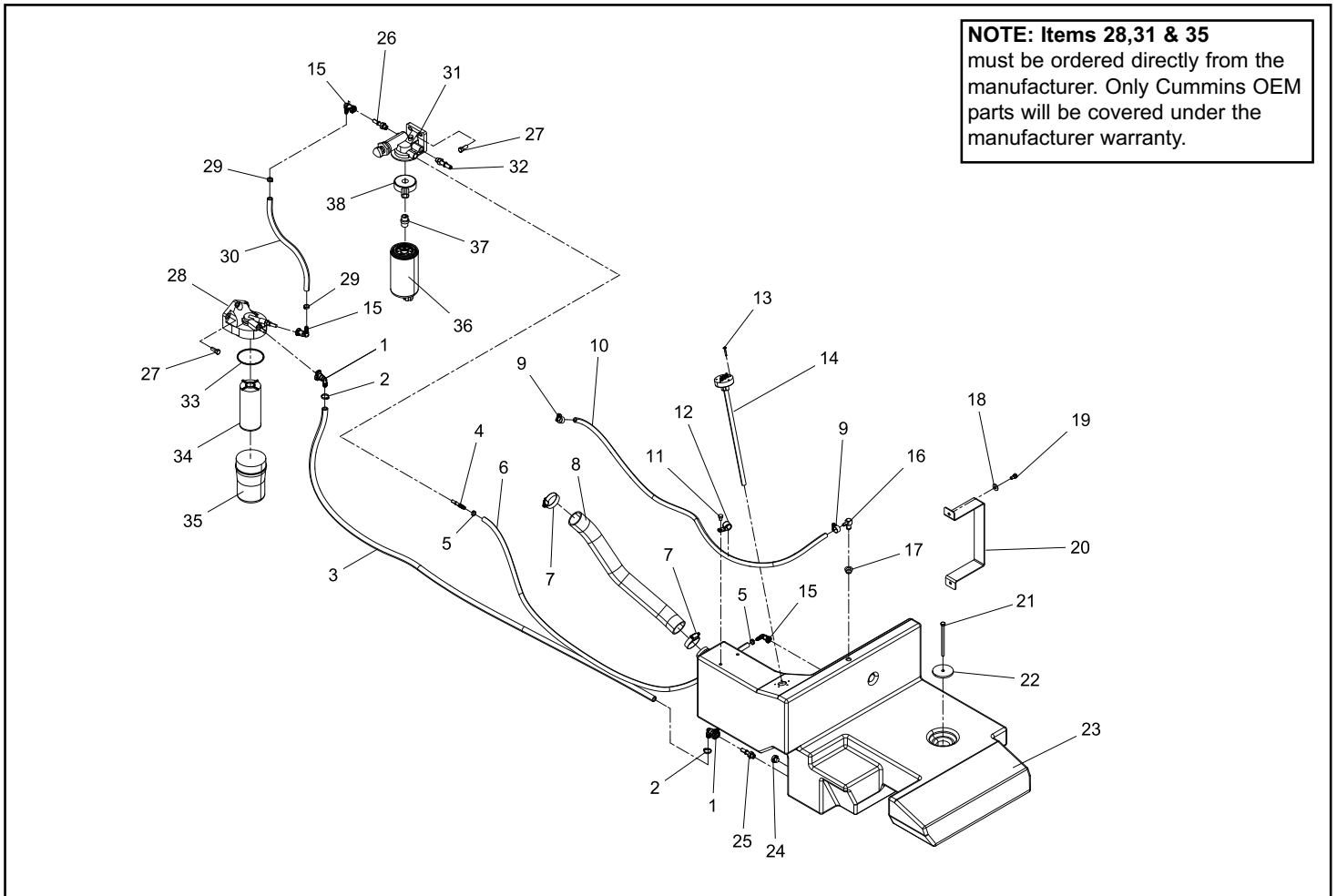
NOTE: Ordering parts that are painted requires a specific part number format. Please refer to page II of this manual for paint code and ordering information

FUEL TANK

RT-75 valid from 00700
R265T valid from 00200

Chapter 2

REF. NO.	PART NUMBER	QTY.	DESCRIPTION	REF. NO.	PART NUMBER	QTY.	DESCRIPTION
1	0316-012	1	FITTING QC FEMALE 12MM X 1/2 BARB, 90°				
2	0316-013	2	CLAMP 19.4 TO 22.6 MM				
3	3030-180	1	HOSE, -8, 75 PSI, 25.5"				
4	0316-017	1	FITTING STRAIGHT MALE 8MM TO 3/8" HOSE BARB				
5	0316-014	2	CLAMP 14.5 TO 17.0 MM STEPLESS EAR CLAMP				
6	1071-008	1	HOSE, LINE, FUEL, 250PSIx.375				
7	0303-096	2	CLAMP, HOSE, 2.0", HI-TORQUE				
8	3000-494	1	HOSE, FILL, FUEL				
9	0315-101	2	CLAMP, HOSE, #6				
10	3030-181	1	HOSE, -6, 200 PSI, 58"				
11	8102-219	1	CAPSCREW, HH				
12	0310-466	1	CLAMP, WIRE, 3/4 RBC-3/4				
13	0090-023	5	SCREW PH 10-32 x 1.25 ZN				
14	3030-132	1	FUEL SENDER 16.5" STRAIGHT				
15	0316-019	3	FITTING QC FEMALE 9.49MM X 3/8 BARB 90				
16	0090-501	1	ADAPTER, INSERT, 3/8", 90°				
17	0090-101	1	GROMMET RUBBER LG 1/2" FUEL				
18	8050-282	2	WASHER, WROUGHT, 3/8, STD, ZN				
19	8102-220	2	CAPSCREW, HH, 3/8-16x0.75", GD8				
20	3030-149	1	WLMT, FUEL TANK BAND				
21	8102-237	1	CAPSCREW, HH, 3/8-16UNCx5.5 GD8,				
22	3000-433	1	PLATE 1/4" WASHER TANK				
23	3000-330	1	RESERVIOR FUEL PT85				
24	7012-294	1	PLUG 16MM				
25	7012-215	1	FITTING M16-1.5 X 12.00MM				
26	7012-210	1	FITTING M14-1.5 X 10.00MM				
27	8102-222	4	CAPSCREW, HH, 3/8-16 UNCx1.0, GD8, ZN				
28	SEE NOTE						
29	0316-014	2	CLAMP 14.5 TO 17.0 MM STEPLESS EAR CLAMP				
30	3030-178	1	ASM, 3/8 FUEL LINE, WS TO FILTER				
31	SEE NOTE						
32	7012-211	1	FITTING M14-1.5 X 12.00MM				
33	3030-373	1	O-RING, FILTER HEAD, CUMMINS				
34	3030-288	1	FILTER FUEL PRIMARY				
35	SEE NOTE						
36	3030-289	1	FILTER FUEL SECONDARY				
37	3030-371	1	THREADED INSERT, WATER SEPERATOR				
38	3030-370	1	HEATER FUEL, WATER SEPERATOR, CUMMINS				



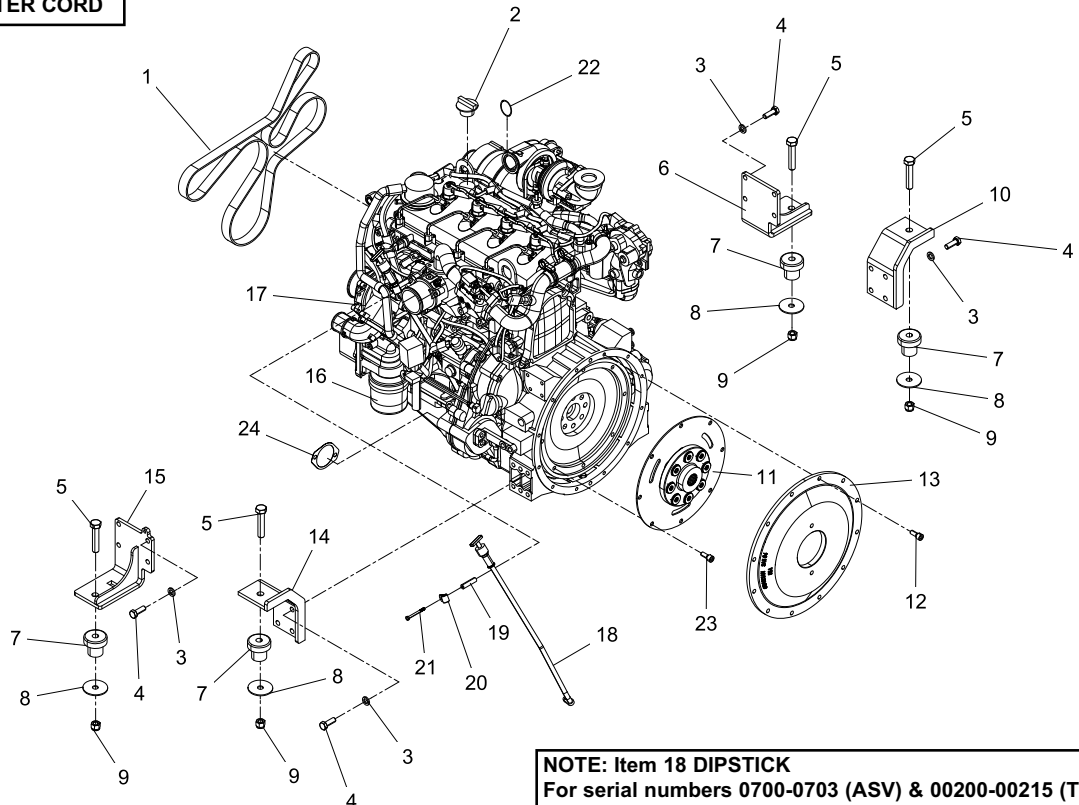
DIESEL ENGINE

RT-75 valid from 00700
R265T valid from 00200

Chapter 2

REF. NO.	PART NUMBER	QTY.	DESCRIPTION	REF. NO.	PART NUMBER	QTY.	DESCRIPTION
1	3030-305	1	BELT				
2	3030-379	1	CAP, OIL				
3	2035-597	16	WASHER WROUGHT .531 x .886 x 0118 HARD ZN				
4	0300-525	16	CAPSCREW,HH,GR10.9 M12 x 35MM 39207				
5	8102-561	4	CAPSCREW,HH,5/8-11UNCx3,GD8				
6	3030-137	1	WLMT,ENGINE MOUNT, 2.9 REAR RH				
7	0201-315	4	MOUNT,MOTOR,RUBBER				
8	0201-409	4	WASHER,MNT,MOTOR				
9	8040-726	4	NUT,HEX,NYLOCK,5/8-11 UNC,ZN				
10	3030-200	1	WLMT, LOWER LH, ENGINE M2				
11	3030-047	1	COUPLING PLATE, SAE #10, 8 BOLT,HEAVY DUTY				
12	0314-237	12	CAPSCREW,SOC,M10x1.5x25MM GD 12.9				
13	3030-048	1	BELL HOUSING, SAE # 4, 1.8" OFFSET				
14	3030-201	1	WLMT, LOWER RH, ENGINE M2				
15	3030-138	1	WLMT,ENGINE MOUNT, 2.9 REAR RH				
16	3030-300	1	FILTER, OIL				
17	3030-050	1	ENGINE CUMMINS QSF 2.8 74 HP,TIER IV				
18	SEE NOTE						
19	3030-268	1	SPACER STICK DIP				
20	0310-464	1	CLAMP,WIRE,1/2 RBC-1/2				
21	0402-349	1	CAPSCREW,HH,M6x1.0x65MM,ZN				
22	3030-350	1	O RING				
23	0090-489	8	CAPSCREW SOC M10x1.5x20mm GRADE 12.9				
24	0302-322	1	GASKET,PTO 68-G04				

Optional block heater and cord
3030-310 - BLOCK HEATER
3030-311 - BLOCK HEATER CORD



NOTE: Item 18 DIPSTICK
For serial numbers 0700-0703 (ASV) & 00200-00215 (TEREX)
PN- 3030-191
For serial numbers 00704 to current (ASV) & 00216 to current
(TEREX) PN- 3030-411

COOLING SYSTEM

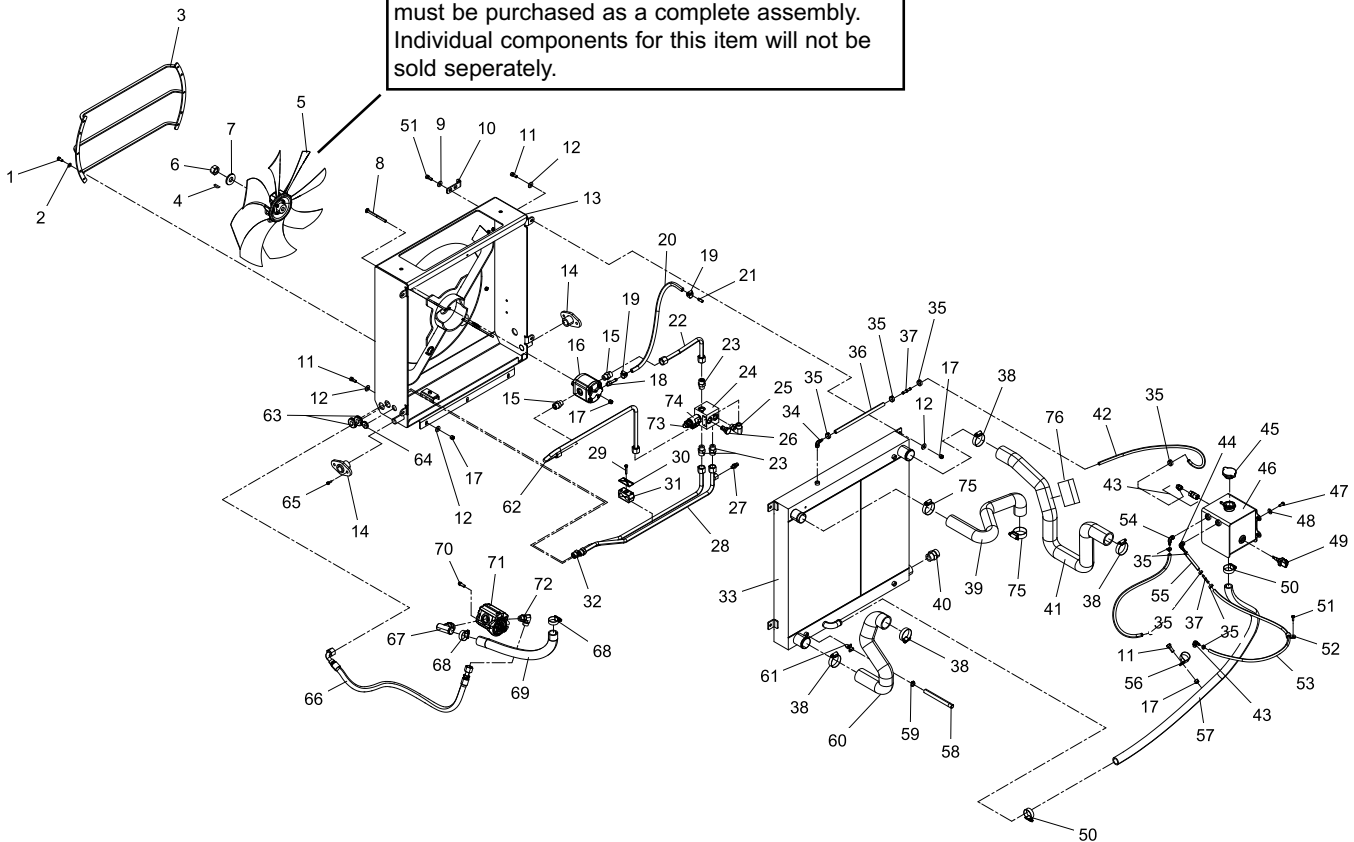
RT-75 valid from 00700
R265T valid from 00200

Chapter 2

REF. NO.	PART NUMBER	QTY.	DESCRIPTION
1	8102-130	4	CAPSCREW,HH 5/16-18x3/4,GR8
2	8050-247	4	WASHER,WROUGHT,5/16,SAE,ZN
3	3020-346	1	WLMT FAN GUARD
4	7071-975	1	SHEAR KEY, FAN MOTOR
5	7002-201	1	FAN 22" (SEE NOTE)
6	7071-976	1	NUT, SHAFT, FAN MOTOR
7	7071-977	1	WASHER, SHAFT, FAN MOTOR
8	2095-394	2	BOLT CARRAGE 3/8-16 x 4.5 GRADE 8 NOTCHED
9	8050-222	4	WASHER,WROUGHT,1/4,STD,ZN
10	3030-212	2	RADIATOR MTG BKT
11	8102-222	8	CAPSCREW,HH,3/8-16 UNCx1.0,GD8,ZN
12	8050-282	7	WASHER,WROUGHT,3/8,STD,ZN
13	3020-272	1	WLMT SHROUD
14	2095-805	2	WLMT HINGE COOLER
15	0310-318	2	ADAPTER,10MFFOR-10MB
16	2095-021	1	MOTOR FAN 16CC
17	8040-486	11	NUT,HEX,NYLOCK,3/8-16 UNC,ZN
18	0201-494	1	ADAPTER,4604-06-06-0
19	0315-101	2	CLAMP, HOSE, #6
20	3020-426	1	HOSE, 20" 3/8 ID
21	3020-179	1	COOLER OIL, RADIATOR, 2.8 CUMMINS
22	3020-342	1	TUBE, HYD MOTOR B
23	0310-314	3	ADAPTER,10MFFOR-8MB
24	3000-094	1	MAIFOLD SPEED CONTROL FAN
25	0310-330	1	ADAPTER,10MFFOR-8MB-90
26	2096-015	1	VALVE CHECK FAN CONTROL
27	0314-043	1	COUPLING,PORT,TEST,MALE
28	3020-059	1	TUBE, RETURN FAN B
29	8102-045	1	CAPSCREW,HH,1/4-20x1.5"ZN GD8
30	0310-828	1	COVER, CLAMP, 3/4" TCP-T3 BEHRINGER
31	0310-733	1	INSERT,CLAMP,TWIN.75" T3075-PP T3075-PP
32	3030-058	1	TUBE, RETURN FAN A
33	3020-197	1	COOLER
34	0090-612	1	1/4" HOSE x 1/4" MALE NPT BRASS 90° ELBOW BARB
35	0316-015	11	CLAMP 10.8 TO 13.3 MM STEPLESS EAR CLAMP
36	3030-322	1	TUBE
37	3020-142	1	FITTING, DEUTZ SHUNT ORIFICE
38	0315-151	4	CLAMP, SMART SEAL, #275
39	3020-338	1	HOSE, FORMED, UPPER, RADIATOR
40	0310-312	1	ADAPTER,16MFFOR-16MB

REF. NO.	PART NUMBER	QTY.	DESCRIPTION
41	3030-040	1	HOSE OIL COOLER , TANK
42	3030-321	1	HOSE
43	0315-117	1	ADAPTOR, 1/4 TO 90 COUPLER 1/4" HOSE
44	0090-612	1	E x 1/4" MALE NPT BRASS 90° ELBOW BARB
45	0304-458	1	CAP,RADIATOR
46	3020-026	1	WLMT TANK FLOW OVER
47	8102-130	4	CAPSCREW,HH 5/16-18x3/4,GR8
48	8050-262	4	WASHER,WROUGHT,5/16,STD,ZN
49	3000-623	1	SENSOR COOLANT LEVEL
50	0303-240	2	CLAMP, HOSE, #16 HI TORQUE
51	8102-040	5	CAPSCREW,HH,1/4-20 UNCx.75,GD8 ZN
52	0310-464	1	CLAMP,WIRE,1/2 RBC-1/2
53	3030-320	1	HOSE
54	0090-510	1	ADAPTER 3/8x 1/4" HOSE x NPT 90 ELBOW MALE HOSE
55	3030-319	1	HOSE
56	0090-474	1	P CLAMP 1 1/2"
57	3030-229	1	HOSE, -20, 75 PSI, 55.25"
58	3030-331	1	HOSE, 5/16 RADIATOR DRAIN 12"
59	0304-800	1	CLAMP,OVER FLOW,COOLANT ARDEN
60	3020-339	1	HOSE, FORMED, LOWER, RADIATOR
61	3030-351	1	PETCOCK
62	3020-344	1	TUBE, HYD MOTOR A
63	0090-678	2	GROMMET, 5/8" ID X 1.25"
64	2075-638	1	GROMMET WEB
65	8102-224	4	CAPSCREW,HH,3/8-16UNCx1.25,GD8,ZN
66	3000-449	1	HOSE,-10 ,10FFORX,10FFORX90, "50", 3300 PSI
67	3020-427	1	TUBE, MANIFOLD, LOWER
68	0315-150	2	CLAMP, SMART SEAL, #238
69	3020-425	1	HOSE, 29" 1.25 ID
70	2045-458	2	CAPSCREW FERRY M10 x 1.5 x 25MM
71	3100-001	1	CHARGE PUMP, 16 cc, CCW, 11 TOOTH
72	0201-668	1	ADAPTER,FS6801-10-10NW0
73	2095-528	1	CARTRIDGE
74	2095-529	1	COIL
75	0315-157	2	CLAMP, SMART SEAL, #262
76	7012-337	1	SLEEVE SPLIT 2.5-6"

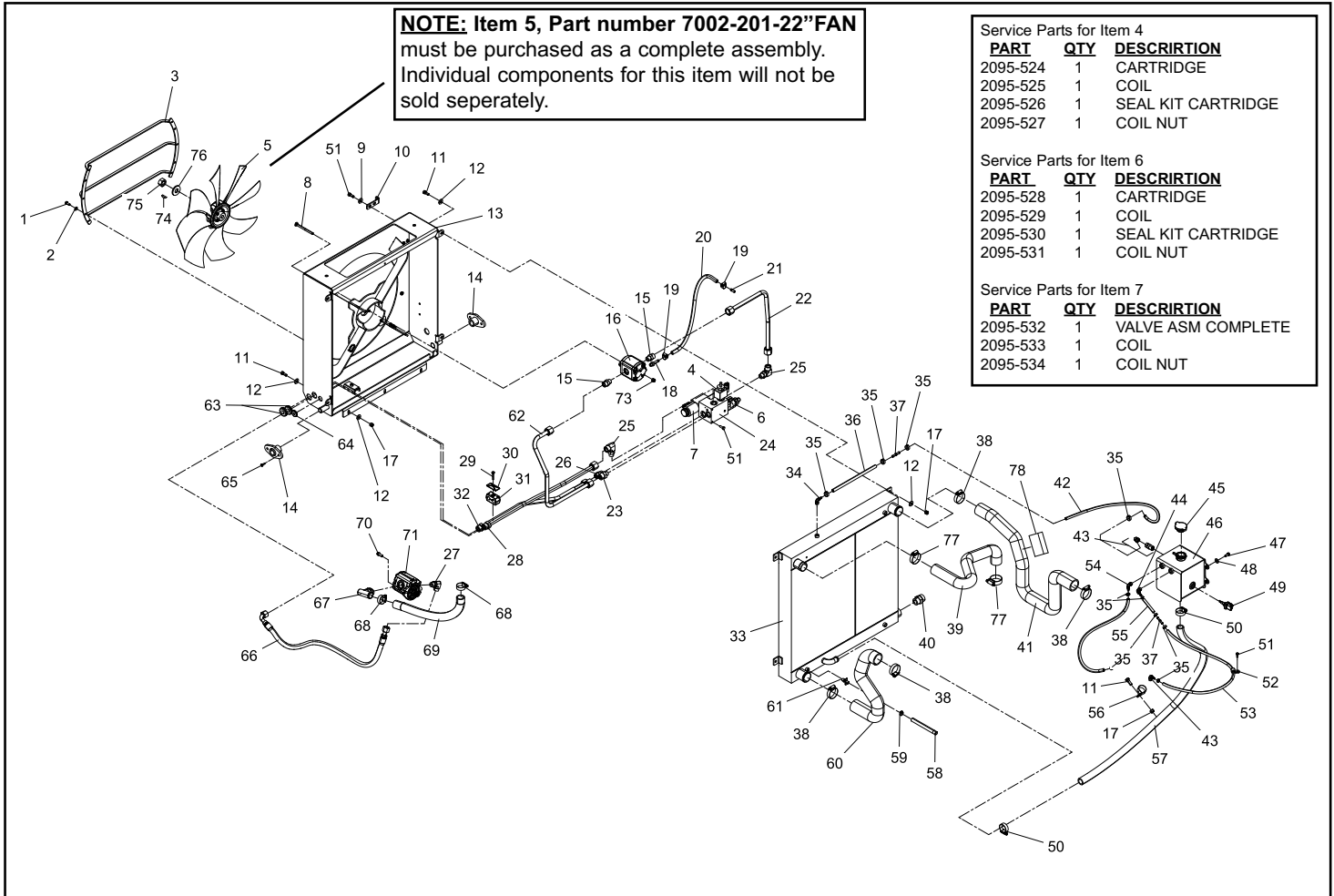
NOTE: Item 5, Part number 7002-201-22" FAN must be purchased as a complete assembly. Individual components for this item will not be sold separately.



REF. NO.	PART NUMBER	QTY.	DESCRIPTION
1	8102-130	4	CAPSCREW,HH 5/16-18x3/4,GR8
2	8050-247	4	WASHER,WROUGHT,5/16,SAE,ZN
3	3020-346	1	WLMT FAN GUARD
4	SEE NOTE		
5	7002-201	1	FAN 22" (SEE NOTE)
6	SEE NOTE		
7	SEE NOTE		
8	8102-235	2	CAPSCREW,HH,3/8-16UNCx4.5,GD8
9	8050-222	4	WASHER,WROUGHT,1/4,STD,ZN
10	3030-212	2	RADIATOR MTG BKT
11	8102-222	8	CAPSCREW,HH,3/8-16 UNCx1.0,GD8,ZN
12	8050-282	7	WASHER,WROUGHT,3/8,STD,ZN
13	3030-437	1	WLMT SHROUD
14	2095-805	2	WLMT HINGE COOLER
15	0310-318	2	ADAPTER,10MFFFOR-10MB
16	2095-021	1	MOTOR FAN 16CC
17	8040-486	9	NUT,HEX,NYLOCK,3/8-16 UNC,ZN
18	0201-494	1	ADAPTER,4604-06-06-0
19	0315-101	2	CLAMP, HOSE, #6
20	3020-426	1	HOSE, 20" 3/8 ID
21	3020-179	1	COOLER OIL, RADIATOR, 2.8 CUMMINS
22	3030-421	1	TUBE, -10, T2
23	0201-658	1	ADAPTER,10MFFFOR-8MB-SV
24	2096-165	1	MANIFOLD CONTROL FAN ASM
25	0310-330	1	ADAPTER,10MFFFOR-8MB-90
26	0310-345	1	ADAPTER,8MFFFOR-8MB
27	0314-043	1	COUPLING,PORT,TEST,MALE
28	3030-420	1	TUBE, -10, P1
29	8102-045	1	CAPSCREW,HH,1/4-20x1.5"ZN GD8
30	0310-828	1	COVER, CLAMP, 3/4" TCP-T3 BEHRINGER
31	0310-733	1	INSERT,CLAMP,TWIN.75" T3075-PP T3075-PP
32	3030-423	1	TUBE, -10, T1
33	3030-497	1	RADIATOR, OIL COOLER
34	0090-612	1	1/4" HOSE x 1/4" MALE NPT BRASS 90° ELBOW BARB
35	0316-015	11	CLAMP 10.8 TO 13.3 MM STEPLESS EAR CLAMP
36	3030-322	1	TUBE
37	3020-142	1	FITTING, DEUTZ SHUNT ORIFICE
38	0315-151	4	CLAMP, SMART SEAL, #275
39	3020-338	1	HOSE, FORMED, UPPER, RADIATOR
40	0310-312	1	ADAPTER,16MFFFOR-16MB

REF. NO.	PART NUMBER	QTY.	DESCRIPTION
41	3030-040	1	HOSE OIL COOLER , TANK
42	3030-321	1	HOSE
43	0315-117	1	ADAPTOR, 1/4 TO 90 COUPLER 1/4" HOSE
44	0090-612	1	E x 1/4" MALE NPT BRASS 90° ELBOW BARB
45	0304-458	1	CAP,RADIATOR
46	3020-026	1	WLMT TANK FLOW OVER
47	8102-130	4	CAPSCREW,HH 5/16-18x3/4,GR8
48	8050-262	4	WASHER,WROUGHT,5/16,STD,ZN
49	3000-623	1	SENSOR COOLANT LEVEL
50	0303-240	2	CLAMP, HOSE, #16 HI TORQUE
51	8102-040	5	CAPSCREW,HH,1/4-20 UNCx.75,GD8 ZN
52	0310-464	1	CLAMP,WIRE,1/2 RBC-1/2
53	3030-320	1	HOSE
54	0090-510	1	ADAPTER 3/8x 1/4" HOSE x NPT 90 ELBOW MALE HOSE
55	3030-319	1	HOSE
56	0090-474	1	P CLAMP 1 1/2"
57	3030-229	1	HOSE, -20, 75 PSI, 55.25"
58	3030-331	1	HOSE, 5/16 RADIATOR DRAIN 12"
59	0304-800	1	CLAMP,OVER FLOW,COOLANT ARDEN
60	3020-339	1	HOSE, FORMED, LOWER, RADIATOR
61	3030-351	1	PETCOCK
62	3030-422	1	TUBE, -8, P2
63	0090-678	2	GROMMET, 5/8" ID X 1.25"
64	2075-638	1	GROMMET WEB
65	8102-224	4	CAPSCREW,HH,3/8-16UNCx1.25,GD8,ZN
66	3000-449	1	HOSE,-10 ,10FFFORX,10FFFORX90, "50", 3300 PSI
67	3020-427	1	TUBE, MANIFOLD, LOWER
68	0315-150	2	CLAMP, SMART SEAL, #238
69	3020-425	1	HOSE, 29" 1.25 ID
70	2045-458	2	CAPSCREW FERRY M10 x 1.5 x 25MM
71	3100-001	1	CHARGE PUMP, 16 cc, CCW, 11 TOOTH
72	0201-668	1	ADAPTER,FS6801-10-10NWO
73	0307-822	2	NUT,FLANGE,TOPLK,3/8-16 UNC ZN
74	7071-975	1	SHEAR KEY, FAN MOTOR
75	7071-976	1	NUT, SHAFT, FAN MOTOR
76	7071-977	1	WASHER, SHAFT, FAN MOTOR
77	0315-157	2	CLAMP, SMART SEAL, #262
78	7012-337	1	SLEEVE SPLIT 2.5-6"

NOTE: Item 5, Part number 7002-201-22" FAN must be purchased as a complete assembly. Individual components for this item will not be sold separately.



Service Parts for Item 4		
PART	QTY	DESCRIPTION
2095-524	1	CARTRIDGE
2095-525	1	COIL
2095-526	1	SEAL KIT CARTRIDGE
2095-527	1	COIL NUT

Service Parts for Item 6		
PART	QTY	DESCRIPTION
2095-528	1	CARTRIDGE
2095-529	1	COIL
2095-530	1	SEAL KIT CARTRIDGE
2095-531	1	COIL NUT

Service Parts for Item 7		
PART	QTY	DESCRIPTION
2095-532	1	VALVE ASM COMPLETE
2095-533	1	COIL
2095-534	1	COIL NUT

Chapter 3

Hydraulic Components

3-1 Hydraulic Reservoir

RT-75 Serial # valid from - 00700 **3-1A**

R265T Serial # valid from - 00200 **3-1A**

3-2 Lift Arm Control Valve

RT-75 Serial # valid from - 00700 **3-2A**

R265T Serial # valid from - 00200 **3-2A**

3-3 Pilot Generation / Control Blocks

RT-75 Serial # valid from - 00700 **3-3A**

R265T Serial # valid from - 00200 **3-3A**

3-4 Hydraulic Cylinders- Lift Arm /Tilt

RT-75 Serial # valid from - 00700 **3-4A**

R265T Serial # valid from - 00200 **3-4A**

3-5 Hydraulic Auxiliary Lift Arm Tubes

RT-75 Serial # valid from - 00700 **3-5A**

R265T Serial # valid from - 00200 **3-5A**

3-6 Hydraulic Pilot / Filtration

RT-75 Serial # 00700 - 01999 **3-6A**

R265T Serial # 00200 - 01999 **3-6A**

RT-75 Serial # valid from - 02000 **3-6B**

3-7 Hydraulic Drive Assembly

RT-75 Serial # 00700 - 00761 **3-7A**

R265T Serial # 00200 - 00261 **3-7A**

RT-75 Serial # valid from - 00762 **3-7B**

R265T Serial # valid from - 00262 **3-7B**

3-8 Hydraulic Auxiliary High Flow

RT-75 Serial # 00700 - 00761 **3-8A**

R265T Serial # 00200 - 00261 **3-8A**

RT-75 Serial # valid from - 00762 **3-8B**

R265T Serial # valid from - 00262 **3-8B**

3-9 Hydraulic Auxiliary Low Flow

RT-75 Serial # valid from - 02000 **3-9A**

3-10 Ride Control

RT-75 Serial # valid from - 00700 **3-10A**

R265T Serial # valid from - 00200 **3-10A**

3-11 Bucket Positioning

RT-75 Serial # valid from - 00700 **3-11A**

R265T Serial # valid from - 00200 **3-11A**

* Parts manuals are updated frequently. To ensure current parts information, always refer to the latest version of this manual (posted online, consult your dealer).

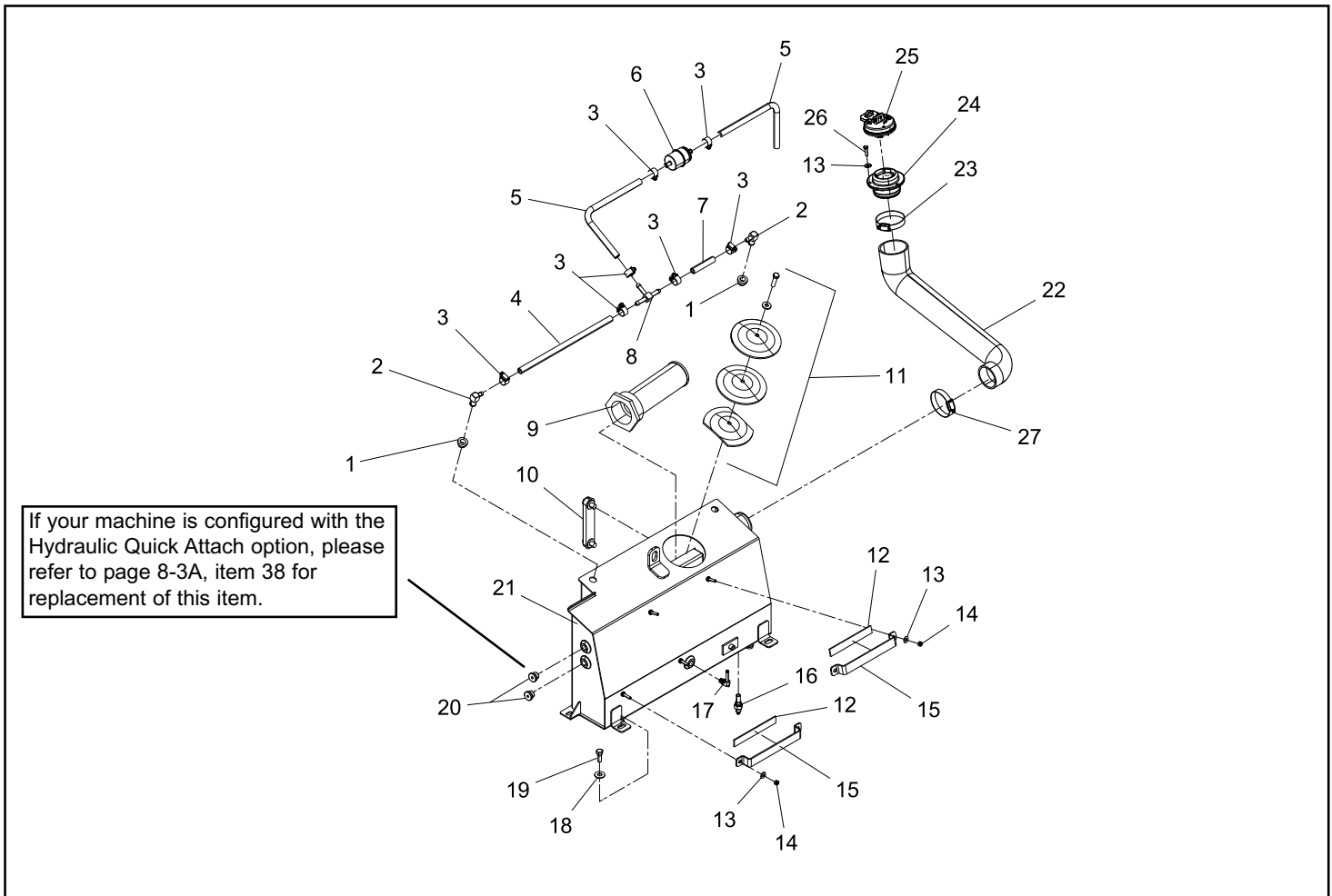
NOTE: Ordering parts that are painted requires a specific part number format. Please refer to page II of this manual for paint code and ordering information

HYDRAULIC RESERVOIR

RT-75 valid from 00700
R265T valid from 00200

Chapter 3

REF. NO.	PART NUMBER	QTY.	DESCRIPTION	REF. NO.	PART NUMBER	QTY.	DESCRIPTION
1	0090-101	2	GROMMET RUBBER LG 1/2" FUEL				
2	0090-645	2	90, DAPCO, 3/8"				
3	0316-014	7	CLAMP 14.5 TO 17.0 MM STEPLESS EAR CLAMP				
4	3030-185	1	HOSE -4 LOW PRESSURE, 3.5				
5	3030-187	1	HOSE -4 LOW PRESSURE, 3.5				
6	0201-914	1	FILTER,FUEL,3/8",STEEL				
7	3030-186	1	HOSE,LINE,FUEL,250PSIx.375				
8	0315-115	1	1/2" HOSE MENDER TEE				
9	0201-151	1	SCREEN,SUCTION,2.5"				
10	0304-642	1	GAUGE,SIGHT 5"				
11	0304-452	1	ASSY,COVER,ACCESS				
12	1066-002	2	FOAM STRIP,ADHES BACK,1.0 x .2				
13	8050-222	7	WASHER,WROUGHT,1/4,STD,ZN				
14	8040-366	4	NUT,HEX,NYLOCK,1/4-20 UNC,ZN				
15	7000-468	2	CLAMP PILOT LINE SMALL				
16	2045-383	1	UNIT SENDING TEMP HYDRAULIC				
17	0310-557	2	ADAPTER,6MFFOR-4MB-90				
18	8050-282	4	WASHER,WROUGHT,3/8,STD,ZN				
19	8102-220	4	CAPSCREW,HH,3/8-16x0.75",GD8				
20	0307-973	2	PLUG,4MB, SOCKET HEAD PLUG,6408-H-04(BRENNAN)				
21	3020-235	1	WLMT, HYDRAULIC TANK				
22	3030-041	1	HOSE FORMED, HYD TANK FILL				
23	0303-239	1	CLAMP, HOSE, 2.5" - 3" HI TORQUE				
24	2075-992	1	NECK FILLER OIL PLASTIC				
25	2045-408	1	CAP OIL BLACK				
26	8102-042	3	CAPSCREW,HH,1/4-20UNCx1.0,GD8				
27	0303-175	1	HOSE,CLAMP,2.75,HI-TORQUE				



LIFT ARM CONTROL VALVE

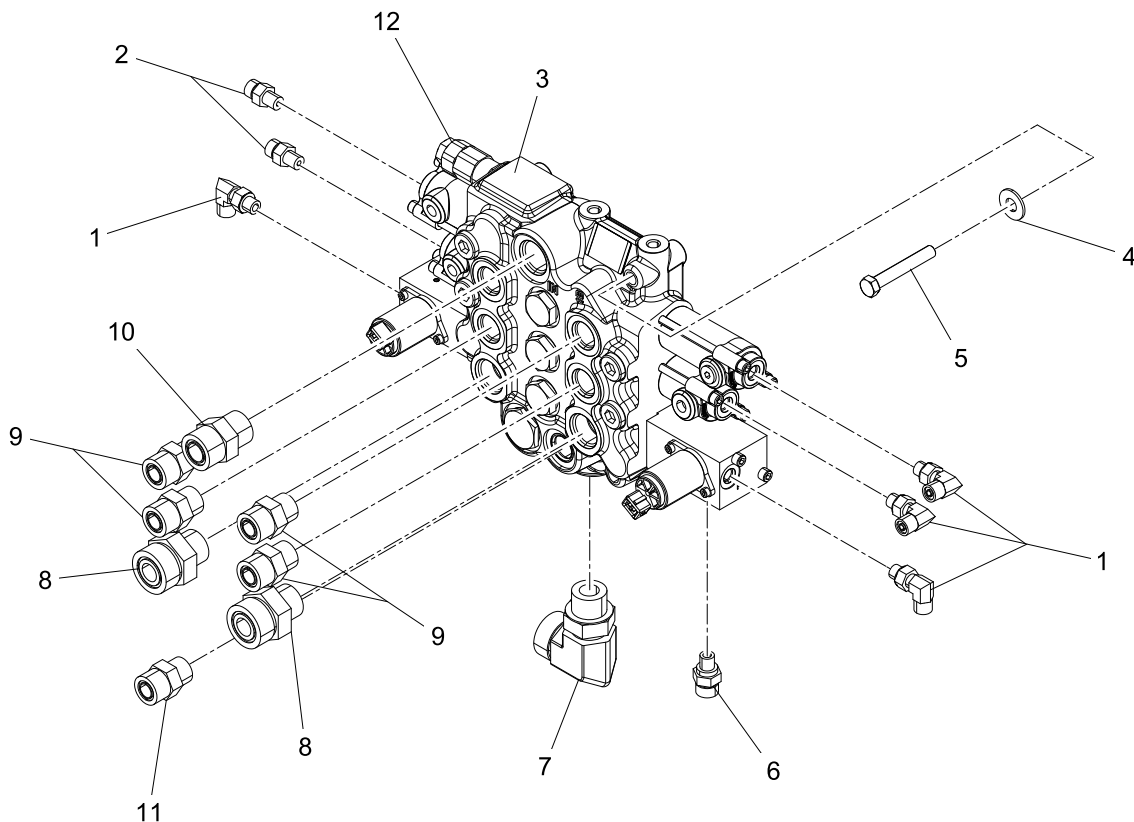
RT-75 valid from - 00700

R265T valid from - 00200

Chapter 3

REF. NO.	PART NUMBER	QTY.	DESCRIPTION	REF. NO.	PART NUMBER	QTY.	DESCRIPTION
1	0201-314	4	ADAPTER,FS6801-04-04-NW0				
2	0201-311	1	ADAPTER,FS6400-04-04-0				
3	3030-395	1	VALVE LOADER (SEE NOTE)				
4	8050-282	4	WASHER,WROUGHT,3/8,STD,ZN				
5	8102-229	4	CAPSCREW,HH 3/8-16UNCx2.5,GD8				
6	0314-014	1	ADAPTER,6MFFOR-4MB FS6400-06-04				
7	0310-324	1	ADAPTER,16MFFOR-12MB-90				
8	0310-323	2	ADAPTER,16MFFOR-12MB				
9	0310-318	4	ADAPTER,10MFFOR-10MB				
10	0310-313	1	ADAPTER,12MFFOR-12MB				
11	0315-069	1	ADAPTER, 10MFFOR-10MORB, 5PSI CHECK				
12	7000-623	1	RELIEF VALVE				

For kit information, please see page 10-1A

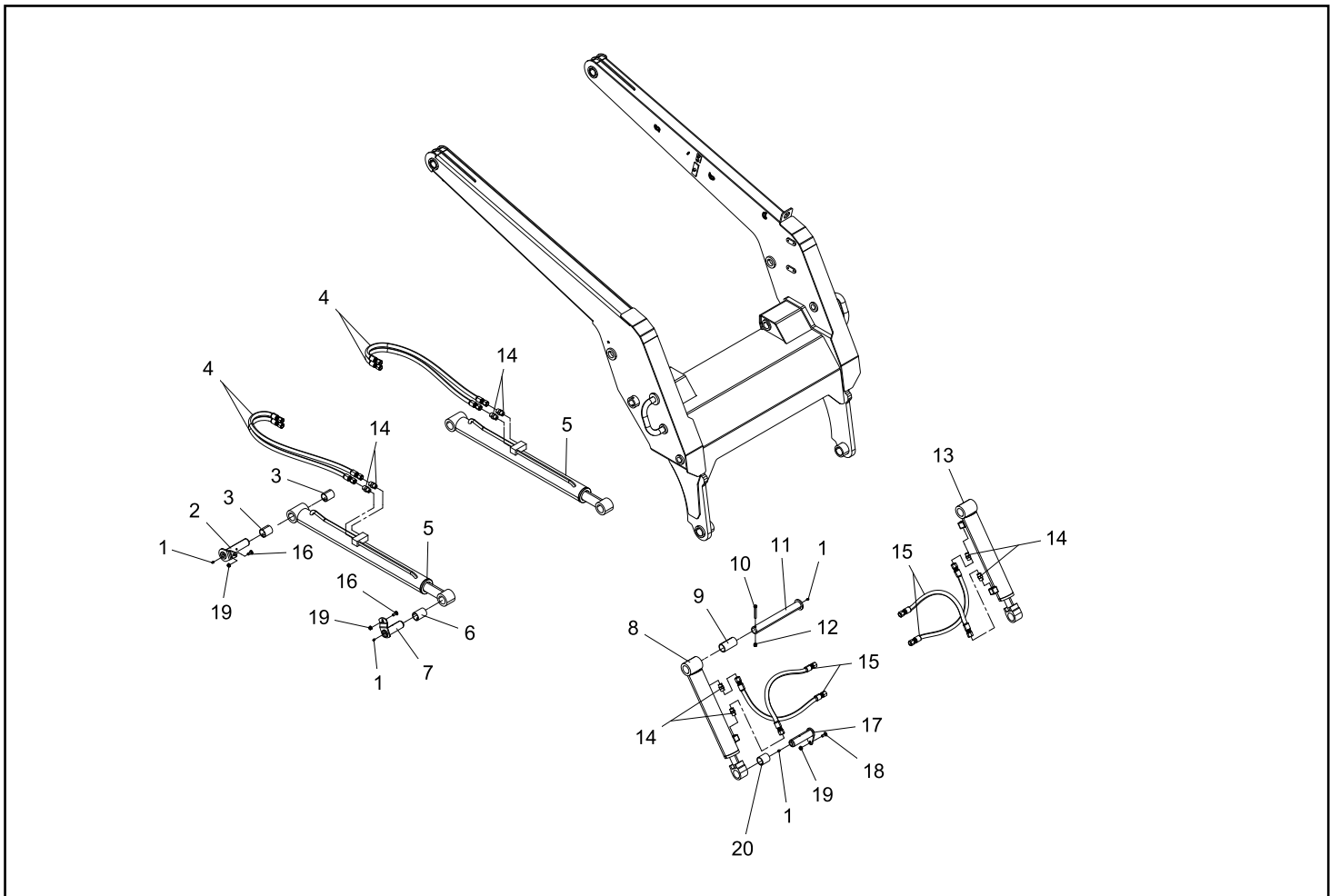


HYDRAULIC CYLINDERS- LIFT ARM / TILT

RT-75 valid from 00700
R265T valid from 00200

Chapter 3

REF. NO.	PART NUMBER	QTY.	DESCRIPTION	REF. NO.	PART NUMBER	QTY.	DESCRIPTION
1	0300-607	8	ZERK, GREASE, 1/4-28 1103K21				
2	2040-333	2	WLMT, PIN, 1.5" DIAM, 6.3" LONG				
3	3030-380	4	BUSHING, SPRING 1.5"ID X 1.0"				
4	3020-470	4	HOSE, -8, 3300 PSI, FFX-8-8, FFX-8-8, 40"				
5	3020-290	2	CYLINDER, BOOM, 2.75"X 29.33"				
6	3030-381	2	BUSHING, SPRING 1.5"ID X 2.38				
7	2030-562	2	WLMT PIN 1.5 X 4.51				
8	3020-292	1	CYLINDER, TILT RH, 3 X 14.625"				
9	7000-643	2	BUSHING BASE				
10	8102-230	2	CAPSCREW, HH 3/8-16UNCx2.75 GD8				
11	3030-090	2	WLMT PIN, CYLINDER, TILT				
12	8040-486	2	NUT, HEX, NYLOCK, 3/8-16 UNC, ZN				
13	3020-291	1	CYLINDER, TILT LH, 3 X 14.625"				
14	0310-345	8	ADAPTER, 8MFFOR--8MB				
15	3000-417	4	HOSE, -8, 8FFORX, 8FFORX, " ", 4000 PSI				
16	8011-222	4	BOLT, CARRIAGE, 3/8-16 UNCx1.0, ZN				
17	2040-325	2	WLMT, PIN, QA TILT, 6				
18	8111-224	2	BOLT, CARRIAGE, 3/8-16UNCx1.25, GD8				
19	0314-269	6	NUT, FLANGE, TOPLK, 3/8-16UNC, GDG, ZN				
20	0003-053	2	BUSHING CYLINDER BUCKET ROD END				



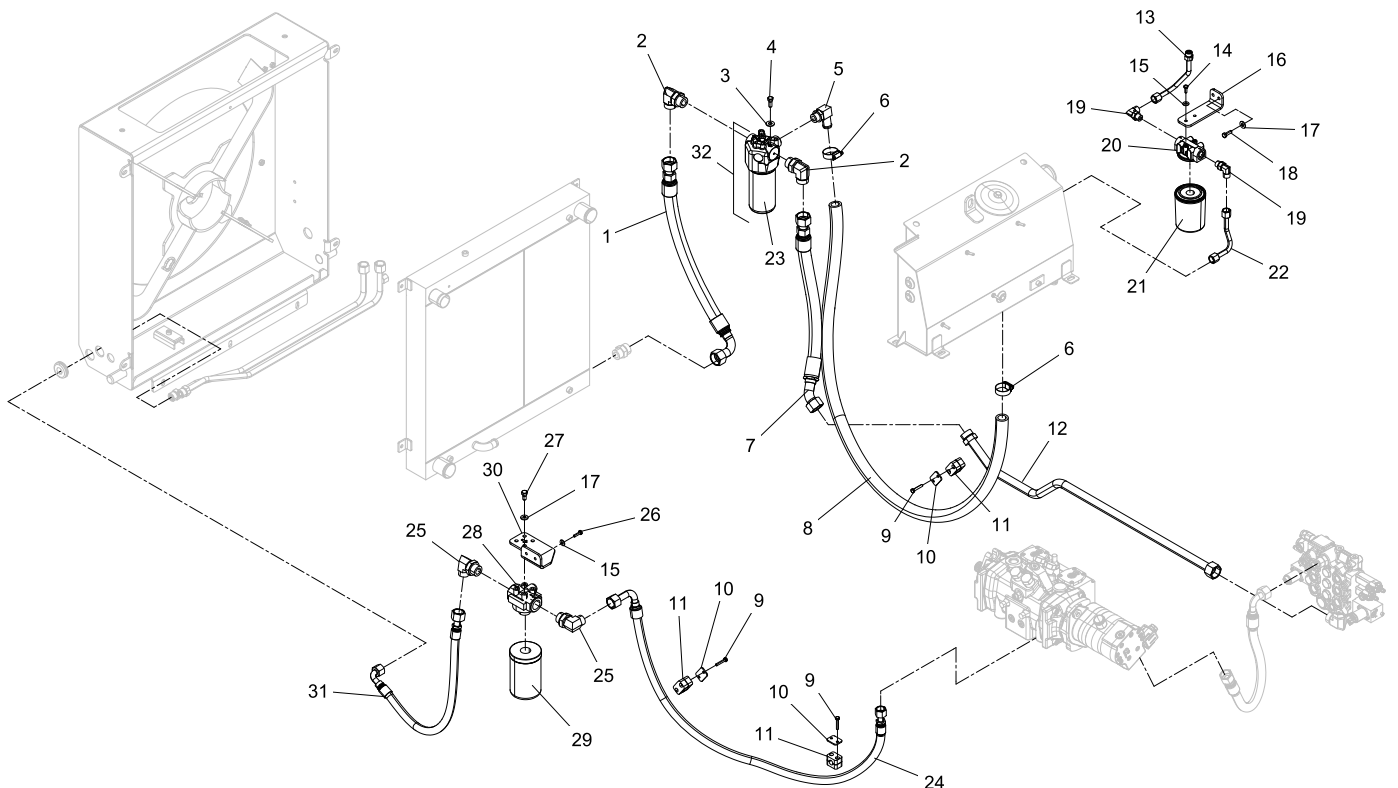
HYDRAULIC FILTRATION

RT-75 00700 - 01999
R265T 00200 - 01999

Chapter 3

REF. NO.	PART NUMBER	QTY.	DESCRIPTION	REF. NO.	PART NUMBER	QTY.	DESCRIPTION
1	3020-293	1	HOSE -16 1000 PSI, 16FFORX90M, 16FORX, 68.4"				
2	0310-343	2	ADAPTER,16MFFOR-16MB-90^				
3	8050-282	4	WASHER,WROUGHT,3/8,STD,ZN				
4	8102-222	4	CAPSCREW,HH,3/8-16 UNCx1.0,GD8,ZN				
5	0090-423	1	ADAPTER 4601-16-12-NOW				
6	0303-240	2	CLAMP, HOSE, #16 HI TORQUE				
7	3020-294	1	HOSE				
8	3030-056	1	HOSE				
9	8102-045	6	CAPSCREW,HH,1/4-20x1.5"ZN GD8				
10	0310-826	3	COVER, CLAMP, COP-3 BEHRINGER				
11	0310-827	3	CLAMP, SET, 3100-PP BEHRINGER				
12	3020-209	1	TUBE TANK LINE RADIATOR				
13	3030-130	1	TUBE, -8 AUX CASE (SEE NOTE)				
14	8102-040	2	CAPSCREW,HH,1/4-20 UNCx.75,GD8 ZN (SEE NOTE)				
15	8050-222	4	WASHER,WROUGHT,1/4,STD,ZN (SEE NOTE)				
16	3030-131	1	PLATE MOUNTING , CASE DRAIN, AUX (SEE NOTE)				
17	8050-262	2	WASHER,WROUGHT,5/16,STD,ZN (SEE NOTE)				
18	8102-132	2	CAPSCREW,HH,5/16-18UNCx1.0 GD8 ,ZN (SEE NOTE)				
19	0310-346	2	ADAPTER,8MFFOR-8MB-90^ (SEE NOTE)				
20	2046-281	1	HEAD FILTER -8 8 O-RING (SEE NOTE)				
21	2046-286	1	FILTER SPIN ON 10 MICRON NOMINAL (SEE NOTE)				
22	3030-194	1	TUBE, -8 AUX CASE (SEE NOTE)				
23	3030-314	1	FILTER ELEMENT #3				
24	3020-408	1	HOSE				
25	0201-317	2	ADAPTER,FS6801-12-16-NW0				
26	8102-042	2	CAPSCREW, HH 1/4-20UNC 1" GD8				
27	8102-220	4	CAPSCREW,HH,3/8-16x0.75",GD8				
28	0201-403	1	HEAD,FILTER				
29	0404-161	1	FILTER SPIN-ON HYD (SHORT)				
30	3020-409	1	MOUNT, FILTER				
31	3000-450	1	HOSE,-10 ,10FFORX,10FFORX90, "48", 3300 PSI				
32	3020-288	1	MPFILTRI BYPASS & FILTER				

NOTE: Items 13-22 are available for High Flow only

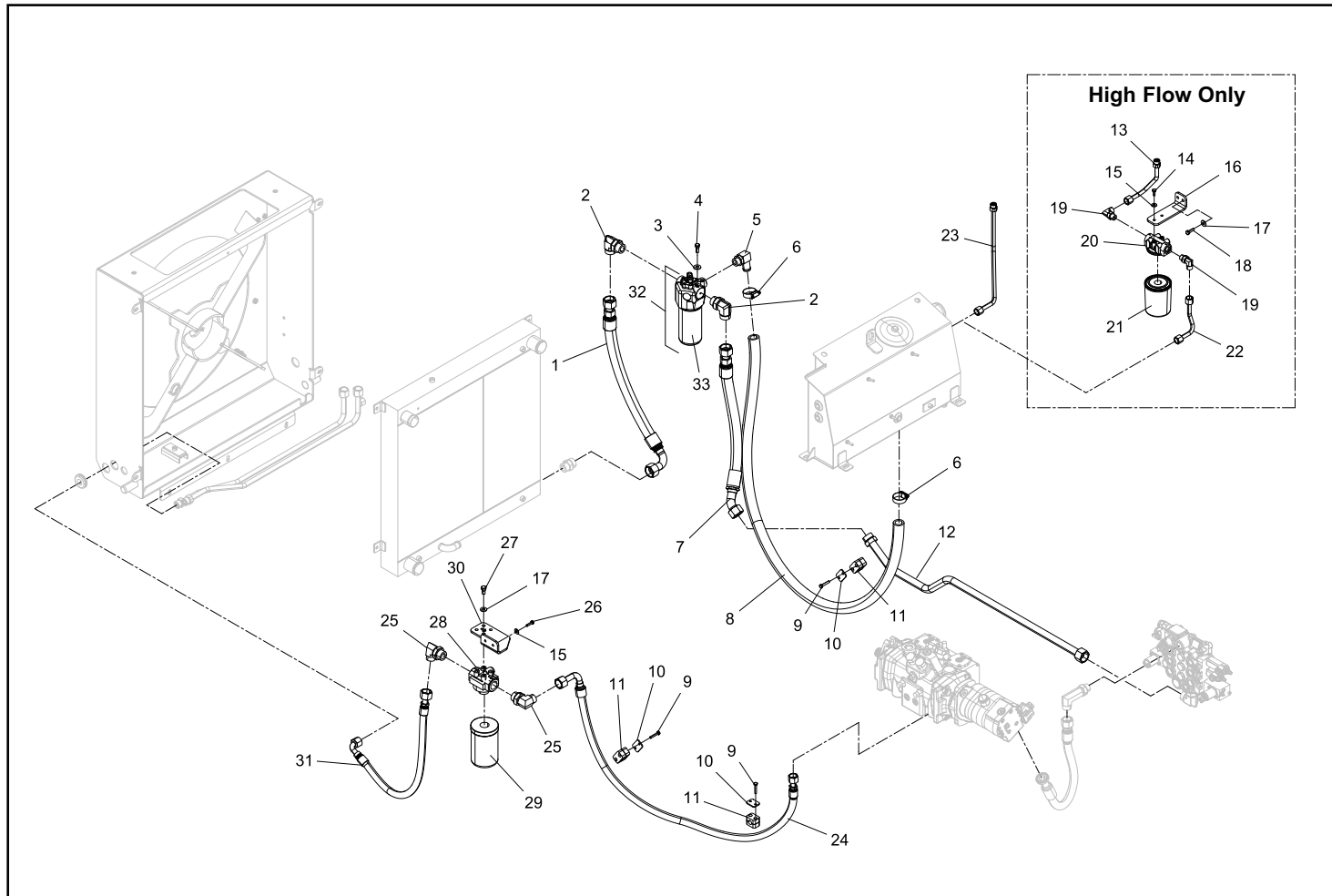


HYDRAULIC FILTRATION

RT-75 valid from 02000

Chapter 3

REF. NO.	PART NUMBER	QTY.	DESCRIPTION	REF. NO.	PART NUMBER	QTY.	DESCRIPTION
1	3020-293	1	HOSE -16 1000 PSI, 16FFORX90M, 16FORX, 68.4"				
2	0310-343	2	ADAPTER,16MFFOR-16MB-90^				
3	8050-282	4	WASHER,WROUGHT,3/8,STD,ZN				
4	8102-222	4	CAPSCREW,HH,3/8-16 UNCx1.0,GD8,ZN				
5	0090-423	1	ADAPTER 4601-16-12-NOW				
6	0303-240	2	CLAMP, HOSE, #16 HI TORQUE				
7	3020-294	1	HOSE				
8	3030-056	1	HOSE				
9	8102-045	6	CAPSCREW,HH,1/4-20x1.5"ZN GD8				
10	0310-826	3	COVER, CLAMP, COP-3 BEHRINGER				
11	0310-827	3	CLAMP, SET, 3100-PP BEHRINGER				
12	3020-209	1	TUBE TANK LINE RADIATOR				
13	3030-130	1	TUBE, -8 AUX CASE (SEE NOTE)				
14	8102-040	2	CAPSCREW,HH,1/4-20 UNCx.75,GD8 ZN (SEE NOTE)				
15	8050-222	4	WASHER,WROUGHT,1/4,STD,ZN (SEE NOTE)				
16	3030-131	1	PLATE MOUNTING , CASE DRAIN, AUX (SEE NOTE)				
17	8050-262	2	WASHER,WROUGHT,5/16,STD,ZN (SEE NOTE)				
18	8102-132	2	CAPSCREW,HH,5/16-18UNCx1.0 GD8 ,ZN (SEE NOTE)				
19	0310-346	2	ADAPTER,8MFFOR-8MB-90^ (SEE NOTE)				
20	2046-281	1	HEAD FILTER -8 8 O-RING (SEE NOTE)				
21	2046-286	1	FILTER SPIN ON 10 MICRON NOMINAL (SEE NOTE)				
22	3030-194	1	TUBE, -8 AUX CASE (SEE NOTE)				
23	3030-192	1	TUBE, CASE DRAIN, LF				
24	3020-408	1	HOSE				
25	0201-317	2	ADAPTER,FS6801-12-16-NW0				
26	8102-042	2	CAPSCREW, HH 1/4-20UNC 1" GD8				
27	8102-220	4	CAPSCREW,HH,3/8-16x0.75",GD8				
28	0201-403	1	HEAD,FILTER				
29	0404-161	1	FILTER SPIN-ON HYD (SHORT)				
30	3020-409	1	MOUNT, FILTER				
31	3000-450	1	HOSE,-10 ,10FFORX,10FFORX90, "48", 3300 PSI				
32	3020-288	1	MPFILTRI BYPASS & FILTER				
33	3030-314	1	FILTER ELEMENT #3				



HYDRAULIC DRIVE ASSEMBLY

RT-75 00700 - 00761
R265T 00200 - 00261

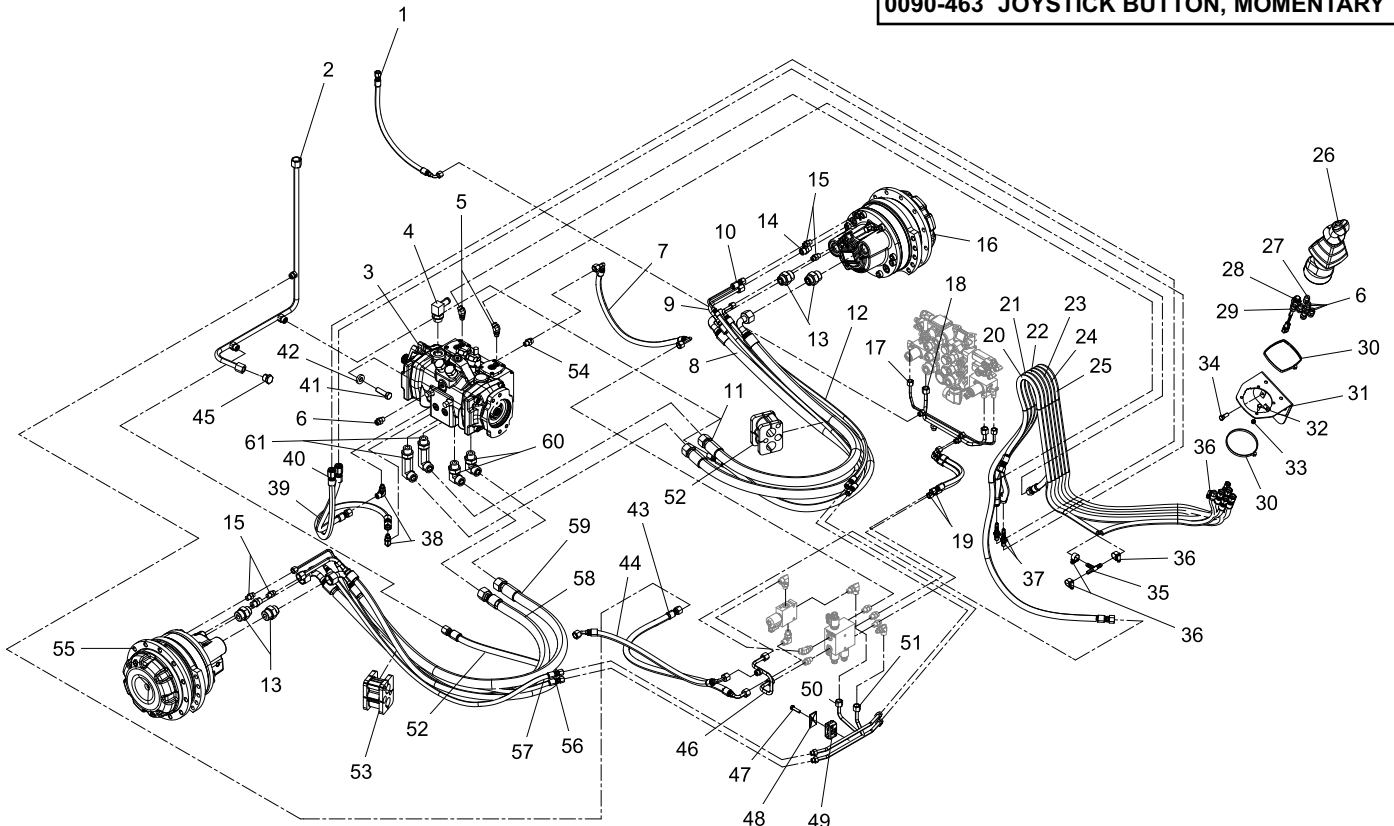
Chapter 3

REF. NO.	PART NUMBER	QTY.	DESCRIPTION
1	3030-070	1	HOSE,-4, 1000 PSI,4MFFORX,4MFFORX90,0,30"
2	3030-067	1	TUBE, A, CHASSIS, LOW FLOW
3	2046-374	1	PUMP TANDEM 45CC SERIES 40
4	0090-629	1	ADAPTER 4601-12-12-NWO
5	0315-068	2	ADAPTER,6MFFOR-4MB-45
6	0310-329	5	ADAPTER,6MFFOR-6MB
7	3030-080	1	HOSE,-6, 1000 PSI,6MFFORX45,6MFFORX90M,0,25"
8	3030-241	1	HOSE, -12, 5800 PSI,FFX90-12-12-WHP, FFX-12-12-
9	3030-244	1	HOSE, -8, 1000PSI, 2045-304,FFX-8-8-W,61"
10	3030-243	1	HOSE, -4, 1000 PSI, FFX-4-4-W,FFX-4-4-W,50"
11	3030-242	1	HOSE, -12, 5800 PSI,FFX90-12-12-WHP, FFX-12-12-
12	3030-245	1	HOSE
13	0315-006	4	ADAPTER, HYD, 12-16 F5OLO-S,TRAP SEAL
14	0310-345	2	ADAPTER,8MFFOR-8MB
15	0201-309	4	ADAPTER,FS6400-04-06-0
16	2035-980	1	MOTOR, DRIVE, LH
17	3030-062	1	TUBE TANK DRAIN
18	3030-069	1	VALVE PRESSURE TUBE 1
19	3030-068	2	HOSE
20	7012-237	1	HOSE, -6 1000 PSI, 43.3"
21	3030-122	1	HOSE, -6, 1000 PSI, 06G_04FFORX,06FFORX, 86.19"
22	3030-123	1	HOSE, -6, 1000 PSI, 06FFORX,06FFORX, 82.89"
23	3030-125	1	HOSE, -6, 1000 PSI, 06FFORX,06FFORX, 82.4"
24	3030-126	1	HOSE, -6, 1000 PSI, 06FFORX,06FFORX, 70.79"
25	3030-124	1	HOSE, -6, 1000 PSI, 06FFORX,06FFORX, 71.65"
26	7000-441	1	JOYSTICK DRIVE LEFT
27	0201-309	1	ADAPTER,FS6400-04-06-0
28	0304-441	1	SWITCH,PRESSURE NASON
29	0201-494	1	ADAPTER,4604-06-06-0
30	0307-882	2	TIE,CABLE,BLACK,18.1",W/STL INSERT BT-5LH-LO
31	0200-600	1	MNTS JOYSTICK
32	8102-040	4	CAPSCREW,HH,1/4-20 UNCx.75,GD8 ZN
33	8040-366	4	NUT,HEX,NYLOCK,1/4-20 UNC,ZN
34	8102-222	3	CAPSCREW,HH,3/8-16 UNCx1.0,GD8,ZN
35	7006-025	1	ADAPTER TEE 3/8BARB 3/8BARB 3/8BARB
36	0315-101	4	CLAMP, HOSE, #6
37	3030-125	2	HOSE, -6, 1000 PSI, 06FFORX,06FFORX, 82.4"
38	0310-557	2	ADAPTER,6MFFOR-4MB-90
39	3030-218	1	HOSE,-6, 1000 PSI,6FFORX,6MFORX,0,18"
40	3030-217	1	HOSE,-6,1000PSI,6FFORX,6MFORX,0,21.5"

REF. NO.	PART NUMBER	QTY.	DESCRIPTION
41	8102-406	2	CAPSCREW,HH,1/2-13UNCx1.75,GD8
42	0090-136	2	WASHER HARD 1.0 X .531 X .197
43	3030-287	1	HOSE, -6, 1000-PSI, FFX-6-6, FFX-6-6, 33.50"
44	3030-072	1	HOSE,-6, 1000 PSI,6MFFORX45,6MFFORX90L,0,23.85"
45	0307-439	1	ADAPTER,PLUG,8MB
46	3030-076	1	TUBE, -6, PRESSURE JUMP
47	8102-134	1	CAPSCREW,HH,5/16-18UNCx1.25GD8 ZN
48	0310-584	1	PLATE,COVER TCP-T2 TCP-T2
49	0201-225	1	CLAMP,SET,T2038-PP
50	3000-525	1	ASM TUBE 2 SPEED TEE
51	3000-526	1	ASM TUBE BRAKE TEE
52	3030-249	1	HOSE,-8, 1000 PSI,FFX-8-8-W,FFX-8-8-W, 68"
53	3020-231	2	CLAMP HOSE 5 HOLE
54	0315-016	1	ADAPTER, 06-06 45 DEG, NOW, FS6802-06-06-NWO-FG
55	2035-980	1	MOTOR, DRIVE,RH
56	3030-248	1	HOSE, -4, 1000 PSI, FFX-4-4-W,FFX-04-04-W, 44.75"
57	3030-250	1	HOSE
58	3030-247	1	HOSE, -12, 5800 PSI,FFX90-12-12-WHP, FFX-12-12-
59	3030-246	1	HOSE, -12, 5800 PSI,FFX90-12-12-WHP, FFX-12-12-
60	0310-321	2	ADAPTER,12MFFOR-12MB90
61	0201-316	2	ADAPTER,FS6801-L-12-12-NWO

For kit information, please see page 10-1A

SERVICE ITEM
Part # Description
0090-463 JOYSTICK BUTTON, MOMENTARY



HYDRAULIC DRIVE ASSEMBLY

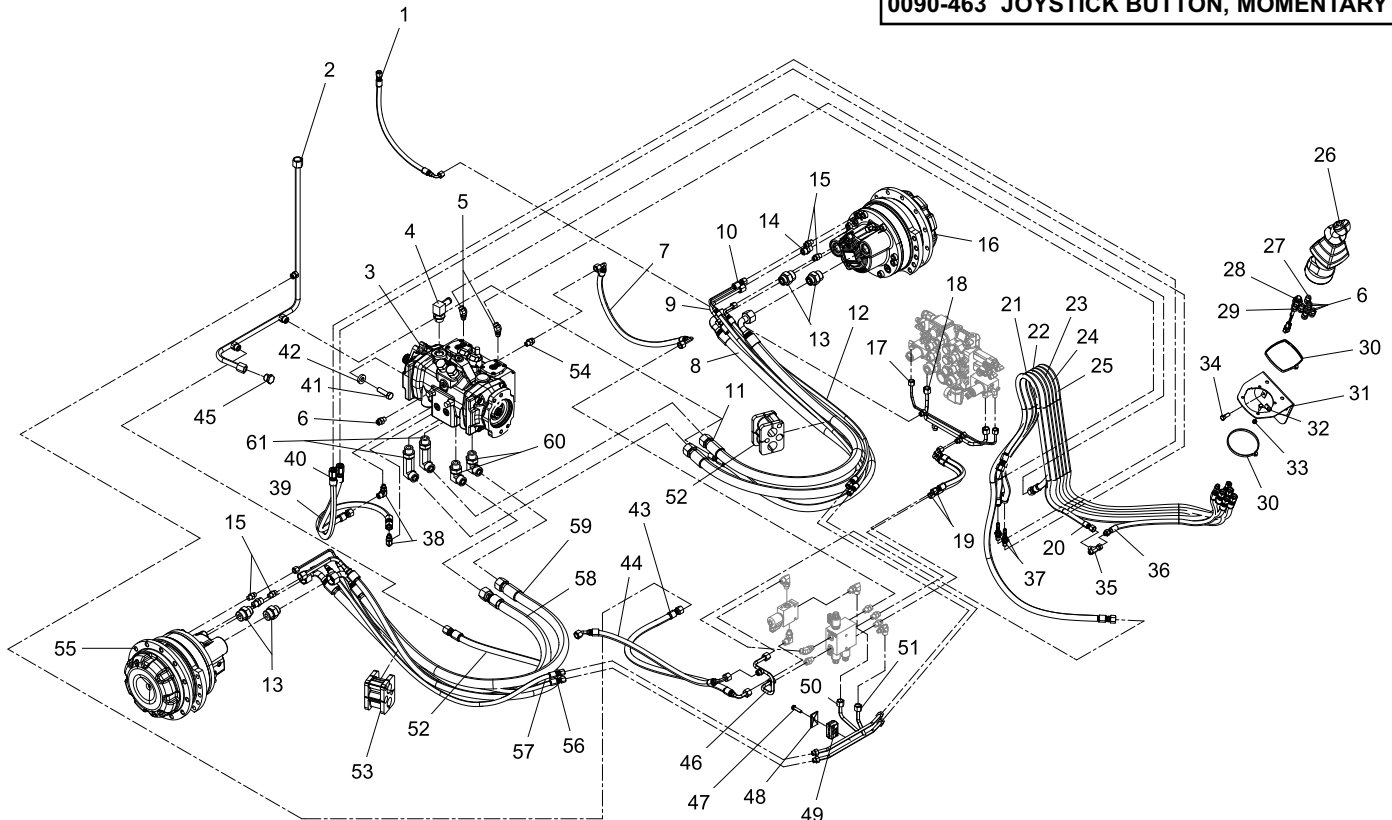
RT-75 valid from 00762
R265T valid from 00262

Chapter 3

REF. NO.	PART NUMBER	QTY.	DESCRIPTION	REF. NO.	PART NUMBER	QTY.	DESCRIPTION
1	3030-070	1	HOSE,-4, 1000 PSI,4MFFORX,4MFFORX90,0,30"	41	8102-406	2	CAPSCREW,HH,1/2-13UNCx1.75,GD8
2	3030-067	1	TUBE, A, CHASSIS, LOW FLOW	42	0090-136	2	WASHER HARD 1.0 X .531 X .197
3	2046-374	1	PUMP TANDEM 45CC SERIES 40	43	3030-287	1	HOSE, -6, 1000-PSI, FFX-6-6, FFX-6-6, 33.50"
4	0090-629	1	ADAPTER 4601-12-12-NWO	44	3030-072	1	HOSE,-6, 1000 PSI,6MFFORX45,6MFFORX90L,0,23.85"
5	0315-068	2	ADAPTER,6MFFOR-4MB-45	45	0307-439	1	ADAPTER,PLUG,8MB
6	0310-329	5	ADAPTER,6MFFOR-6MB	46	3030-076	1	TUBE, -6, PRESSURE JUMP
7	3030-080	1	HOSE,-6, 1000 PSI,6MFFORX45,6MFFORX90M,0,25"	47	8102-134	1	CAPSCREW,HH,5/16-18UNCx1.25GD8 ZN
8	3030-241	1	HOSE, -12, 5800 PSI,FFX90-12-12-WHP, FFX-12-12-	48	0310-584	1	PLATE,COVER TCP-T2 TCP-T2
9	3030-244	1	HOSE, -8, 1000PSI, 2045-304,FFX-8-8-W,61"	49	0201-225	1	CLAMP,SET,T2038-PP
10	3030-243	1	HOSE, -4, 1000 PSI, FFX-4-4-W,FFX-4-4-W,50"	50	3000-525	1	ASM TUBE 2 SPEED TEE
11	3030-242	1	HOSE, -12, 5800 PSI,FFX90-12-12-WHP, FFX-12-12-	51	3000-526	1	ASM TUBE BRAKE TEE
12	3030-245	1	HOSE	52	3030-249	1	HOSE,-8, 1000 PSI,FFX-8-8-W,FFX-8-8-W, 68"
13	0315-006	4	ADAPTER, HYD, 12-16 F5OLO-S,TRAP SEAL	53	3020-231	2	CLAMP HOSE 5 HOLE
14	0310-345	2	ADAPTER,8MFFOR-8MB	54	0315-016	1	ADAPTER, 06-06 45 DEG, NOW, FS6802-06-06-NWO-FG
15	0201-309	4	ADAPTER,FS6400-04-06-0	55	2035-980	1	MOTOR, DRIVE,RH
16	2035-980	1	MOTOR, DRIVE, LH	56	3030-248	1	HOSE, -4, 1000 PSI, FFX-4-4-W,FFX-04-04-W, 44.75"
17	3030-062	1	TUBE TANK DRAIN	57	3030-250	1	HOSE
18	3030-069	1	VALVE PRESSURE TUBE 1	58	3030-247	1	HOSE, -12, 5800 PSI,FFX90-12-12-WHP, FFX-12-12-
19	3030-068	2	HOSE	59	3030-246	1	HOSE, -12, 5800 PSI,FFX90-12-12-WHP, FFX-12-12-
20	7012-372	1	HOSE, -06, 1000 PSI, FFX-06-06, FFX-06-06, 44.25"	60	0310-321	2	ADAPTER,12MFFOR-12MB90
21	3030-122	1	HOSE, -6, 1000 PSI, 06G_04FFORX,06FFORX, 86.19"	61	0201-316	2	ADAPTER,FS6801-L-12-12-NWO
22	3030-123	1	HOSE, -6, 1000 PSI, 06FFORX,06FFORX, 82.89"				
23	3030-125	1	HOSE, -6, 1000 PSI, 06FFORX,06FFORX, 82.4"				
24	3030-126	1	HOSE, -6, 1000 PSI, 06FFORX,06FFORX, 70.79"				
25	3030-124	1	HOSE, -6, 1000 PSI, 06FFORX,06FFORX, 71.65"				
26	7000-441	1	JOYSTICK DRIVE LEFT				
27	0201-309	1	ADAPTER,FS6400-04-06-0				
28	0304-441	1	SWITCH,PRESSURE NASON				
29	0201-494	1	ADAPTER,4604-06-06-0				
30	0307-882	2	TIE,CABLE,BLACK,18.1",W/STL INSERT BT-5LH-LO				
31	0200-600	1	MNTS JOYSTICK				
32	8102-040	4	CAPSCREW,HH,1/4-20 UNCx.75,GD8 ZN				
33	8040-366	4	NUT,HEX,NYLOCK,1/4-20 UNC,ZN				
34	8102-222	3	CAPSCREW,HH,3/8-16 UNCx1.0,GD8,ZN				
35	0314-091	1	ADAPTER,TEE,6MFFOR-6FFORX-6MFFOR 6602-06-06-06				
36	7012-374	1	HOSE, -06, 1000 PSI, MF-06-06, MB-06-06, 21.9"				
37	3030-125	2	HOSE, -6, 1000 PSI, 06FFORX,06FFORX, 82.4"				
38	0310-557	2	ADAPTER,6MFFOR-4MB-90				
39	3030-218	1	HOSE,-6, 1000 PSI,6FFORX,6MFORX,0,18"				
40	3030-217	1	HOSE,-6,1000PSI,6FFORX,6MFORX,0,21.5"				

For kit information, please see page 10-1A

SERVICE ITEM
Part # Description
0090-463 JOYSTICK BUTTON, MOMENTARY



HYDRAULIC AUXILIARY - HIGH FLOW

RT-75 00700 - 00761
R265T 00200 - 00261

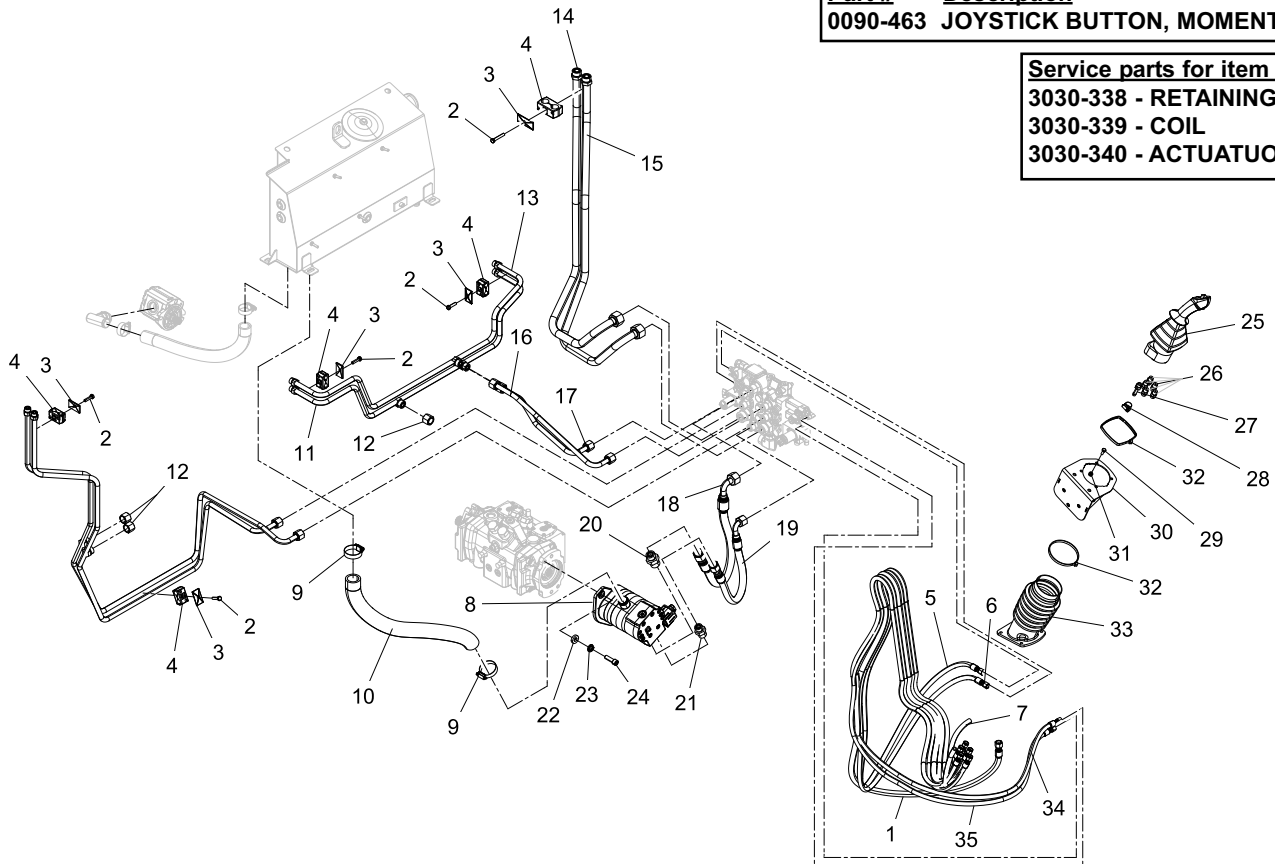
Chapter 3

REF. NO.	PART NUMBER	QTY.	DESCRIPTION	REF. NO.	PART NUMBER	QTY.	DESCRIPTION
1	3030-127	1	HOSE, -6, 1000 PSI, 06G_04FFORX,06FFORX, 102.19"				
2	8102-134	5	CAPSCREW,HH,5/16-18UNCx1.25GD8 ZN				
3	0310-584	5	PLATE,COVER TCP-T2 TCP-T2				
4	0310-831	5	CLAMP, SET, T2062-PP BEHRINGER				
5	3030-119	1	HOSE, -4, 1000 PSI, 04FFORX,04FFORX, 83.64"				
6	3030-118	1	HOSE, -4, 1000 PSI, 04FFORX,04FFORX, 82.64"				
7	7012-238	1	HOSE, -6 1000 PSI, 23.4"				
8	3030-261	1	AUXILIARY PUMP, TANDEM, 32cc & 19cc SEE NOTE				
9	0315-150	2	CLAMP, SMART SEAL, #238				
10	3030-071	1	HOSE, 1.5" HYDRAULIC SUCTION				
11	3020-207	1	TUBE DOWN B VALVE				
12	0310-339	3	ADAPTER,CAP,10FFOR 6V9831(FS0304-C-10)				
13	3020-208	1	TUBE DOWN B CHASSIS RH				
14	3020-202	1	TUBE B CHASSIS HIGH FLOW				
15	3020-201	1	TUBE A CHASSIS HIGH FLOW				
16	3020-203	1	TUBE A CHASSIS BOOM UP				
17	3020-204	1	TUBE B CHASSIS BOOM DOWN				
18	3030-065	1	HOSE, -12, 3000 PSI,12FFORX90S,12FFORX, 25.53"				
19	3030-064	1	HOSE, -10, 3000 PSI, 10FFORX90S,10FFORX, 19.34"				
20	0315-005	1	ADAPTER, HYD, 12 F5OLO-S,TRAP SEAL				
21	0310-332	1	ADAPTER,10MFFOR-12MB				
22	0090-136	2	WASHER HARD 1.0 X .531 X .197				
23	8051-332	2	WASHER,SPRING LOCK,1/2,ZN				
24	0201-541	2	CAPSCREW,SOC HEAD,12x1.75x40				
25	7001-081	1	JOYSTICK DRIVE RIGHT				
26	0201-309	5	ADAPTER,FS6400-04-06-0				
27	0201-494	1	ADAPTER,4604-06-06-0				
28	0315-101	2	CLAMP, HOSE, #6				
29	8102-040	4	CAPSCREW,HH,1/4-20 UNCx.75,GD8 ZN				
30	0200-600	1	MNTS JOYSTICK				
31	8040-366	4	NUT,HEX,NYLOCK,1/4-20 UNC,ZN				
32	0307-882	2	TIE,CABLE,BLACK,18.1",W/STL INSERT BT-5LH-LO				
33	7005-690	1	SEAL BELLOWS JOYSTICK				
34	3030-120	1	HOSE, -4, 1000 PSI, 04FFORX,04FFORX, 114.64"				
35	3030-121	1	HOSE, -4, 1000 PSI, 04FFORX,04FFORX, 114.64"				

For kit information, please see page 10-1A

SERVICE ITEM
Part # Description
0090-463 JOYSTICK BUTTON, MOMENTARY

Service parts for item 8
3030-338 - RETAINING NUT
3030-339 - COIL
3030-340 - ACTUATOR



HYDRAULIC AUXILIARY - HIGH FLOW

RT-75 valid from - 00762
R265T valid from - 00262

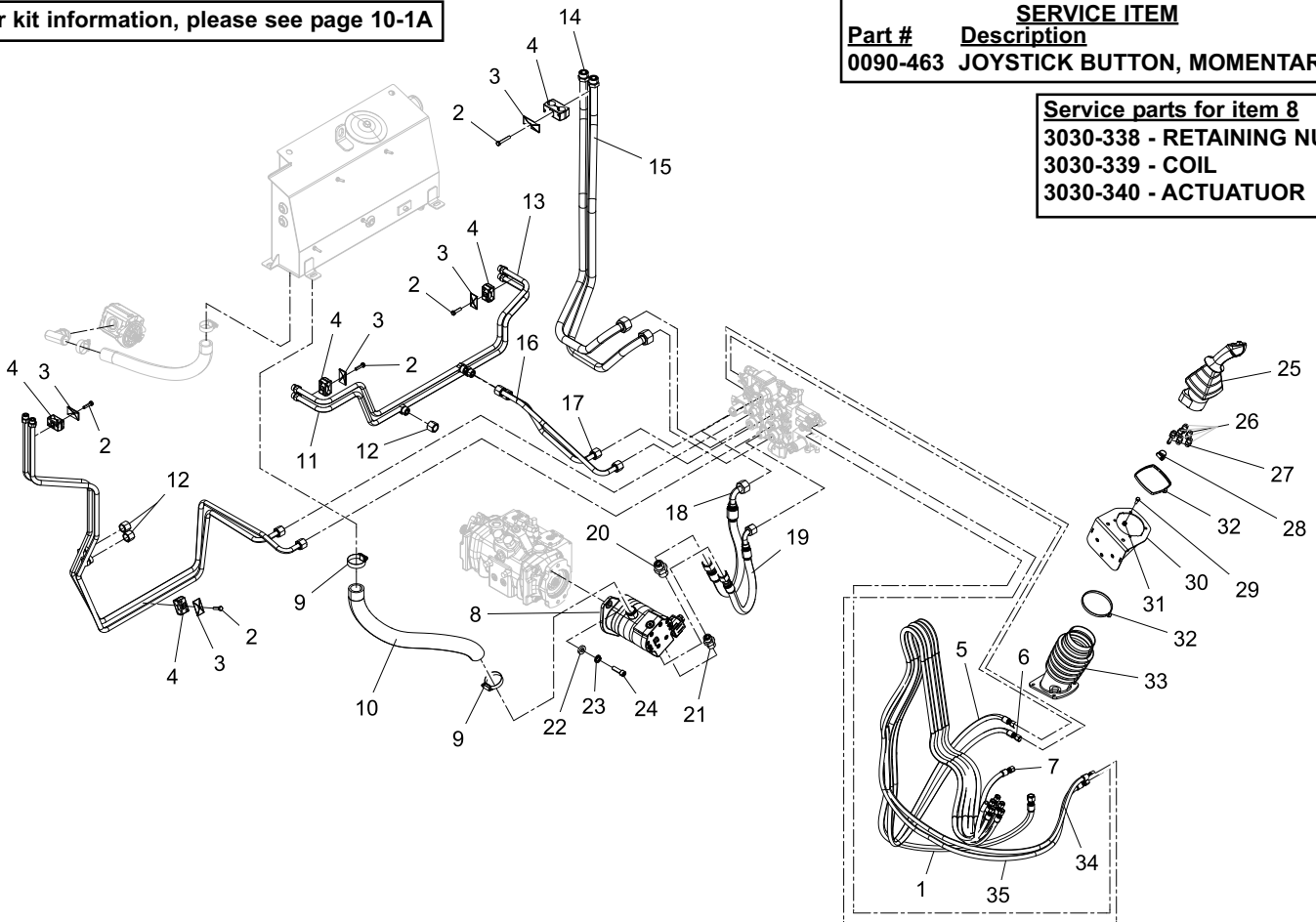
Chapter 3

REF. NO.	PART NUMBER	QTY.	DESCRIPTION	REF. NO.	PART NUMBER	QTY.	DESCRIPTION
1	3030-127	1	HOSE, -6, 1000 PSI, 06G_04FFORX,06FFORX, 102.19"				
2	8102-134	5	CAPSCREW,HH,5/16-18UNCx1.25GD8 ZN				
3	0310-584	5	PLATE,COVER TCP-T2 TCP-T2				
4	0310-831	5	CLAMP, SET, T2062-PP BEHRINGER				
5	3030-119	1	HOSE, -4, 1000 PSI, 04FFORX,04FFORX, 83.64"				
6	3030-118	1	HOSE, -4, 1000 PSI, 04FFORX,04FFORX, 82.64"				
7	7012-373	1	HOSE, -06, 1000 PSI, FFX-06-06, MB-06-06, 24.4"				
8	3030-261	1	AUXILIARY PUMP, TANDEM, 32cc & 19cc SEE NOTE				
9	0315-150	2	CLAMP, SMART SEAL, #238				
10	3030-071	1	HOSE, 1.5" HYDRAULIC SUCTION				
11	3020-207	1	TUBE DOWN B VALVE				
12	0310-339	3	ADAPTER,CAP,10FFOR 6V9831(FS0304-C-10)				
13	3020-208	1	TUBE DOWN B CHASSIS RH				
14	3020-202	1	TUBE B CHASSIS HIGH FLOW				
15	3020-201	1	TUBE A CHASSIS HIGH FLOW				
16	3020-203	1	TUBE A CHASSIS BOOM UP				
17	3020-204	1	TUBE B CHASSIS BOOM DOWN				
18	3030-065	1	HOSE, -12, 3000 PSI,12FFORX90S,12FFORX, 25.53"				
19	3030-064	1	HOSE, -10, 3000 PSI, 10FFORX90S,10FFORX, 19.34"				
20	0315-005	1	ADAPTER, HYD, 12 F5OLO-S,TRAP SEAL				
21	0310-332	1	ADAPTER,10MFFOR-12MB				
22	0090-136	2	WASHER HARD 1.0 X .531 X .197				
23	8051-332	2	WASHER,SPRING LOCK,1/2,ZN				
24	0201-541	2	CAPSCREW,SOC HEAD,12x1.75x40				
25	7001-081	1	JOYSTICK DRIVE RIGHT				
26	0201-309	5	ADAPTER,FS6400-04-06-0				
27	0201-494	1	ADAPTER,4604-06-06-0				
28	0315-101	2	CLAMP, HOSE, #6				
29	8102-040	4	CAPSCREW,HH,1/4-20 UNCx.75,GD8 ZN				
30	0200-600	1	MNTS JOYSTICK				
31	8040-366	4	NUT,HEX,NYLOCK,1/4-20 UNC,ZN				
32	0307-882	2	TIE,CABLE,BLACK,18.1",W/STL INSERT BT-5LH-LO				
33	7005-690	1	SEAL BELLOWS JOYSTICK				
34	3030-120	1	HOSE, -4, 1000 PSI, 04FFORX,04FFORX, 114.64"				
35	3030-121	1	HOSE, -4, 1000 PSI, 04FFORX,04FFORX, 114.64"				

For kit information, please see page 10-1A

SERVICE ITEM
Part # Description
0090-463 JOYSTICK BUTTON, MOMENTARY

Service parts for item 8
3030-338 - RETAINING NUT
3030-339 - COIL
3030-340 - ACTUATOR

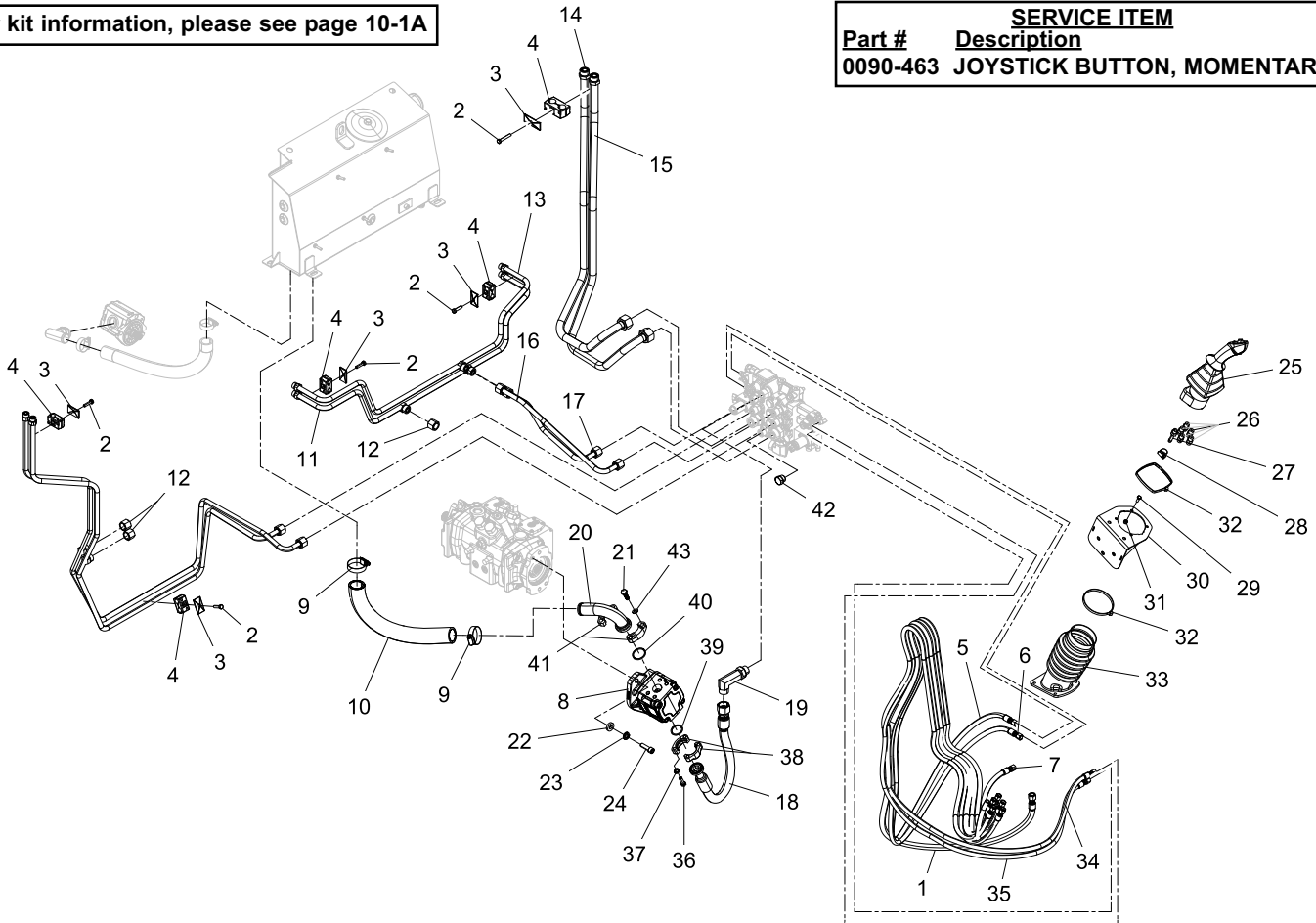


REF. NO.	PART NUMBER	QTY.	DESCRIPTION
1	3030-127	1	HOSE, -6, 1000 PSI, 06G_04FFORX,06FFORX, 102.19"
2	8102-134	5	CAPSCREW,HH,5/16-18UNCx1.25GD8 ZN
3	0310-584	5	PLATE,COVER TCP-T2 TCP-T2
4	0310-831	5	CLAMP, SET, T2062-PP BEHRINGER
5	3030-119	1	HOSE, -4, 1000 PSI, 04FFORX,04FFORX, 83.64"
6	3030-118	1	HOSE, -4, 1000 PSI, 04FFORX,04FFORX, 82.64"
7	7012-373	1	HOSE, -06, 1000 PSI, FFX-06-06, MB-06-06, 24.4"
8	7005-722	1	PUMP GEAR 31CC
9	0315-150	2	CLAMP, SMART SEAL, #238
10	3030-384	1	HOSE, 1.5" HYDRAULIC SUCTION
11	3020-207	1	TUBE DOWN B VALVE
12	0310-339	3	ADAPTER,CAP,10FFOR 6V9831(FS0304-C-10)
13	3020-208	1	TUBE DOWN B CHASSIS RH
14	3020-202	1	TUBE B CHASSIS HIGH FLOW
15	3020-201	1	TUBE A CHASSIS HIGH FLOW
16	3020-203	1	TUBE A CHASSIS BOOM UP
17	3020-204	1	TUBE B CHASSIS BOOM DOWN
18	3030-316	1	HOSE, -12, 3000 PSI, 12FFORX90S,C61-12-16-W, 24.61"
19	0201-316	1	ADAPTER,FS6801-L-12-12-NW0
20	7071-142	1	TUBE,INTAKE
21	0310-468	4	CAPSCREW,HH,M10x1.5x35,ZINCPLATED 91280A636
22	0090-136	2	WASHER HARD 1.0 X .531 X .197
23	8051-332	2	WASHER,SPRING LOCK,1/2,ZN
24	0201-541	2	CAPSCREW,SOC HEAD,12x1.75x40
25	7001-081	1	JOYSTICK DRIVE RIGHT
26	0201-309	5	ADAPTER,FS6400-04-06-0
27	0201-494	1	ADAPTER,4604-06-06-0
28	0315-101	2	CLAMP, HOSE, #6
29	8102-040	4	CAPSCREW,HH,1/4-20 UNCx.75,GD8 ZN
30	0200-600	1	MNTS JOYSTICK
31	8040-366	4	NUT,HEX,NYLOCK,1/4-20 UNC,ZN
32	0307-882	2	TIE,CABLE,BLACK,18.1",W/STL INSERT BT-5LH-LO
33	7005-690	1	SEAL BELLOWS JOYSTICK
34	3030-120	1	HOSE, -4, 1000 PSI, 04FFORX,04FFORX, 114.64"
35	3030-121	1	HOSE, -4, 1000 PSI, 04FFORX,04FFORX, 114.64"
36	8102-224	4	CAPSCREW,HH,3/8-16UNCx1.25,GD8
37	8051-272	4	WASHER,SPRING LOCK,3/8,ZN
38	0201-410	2	FLANGE,SPLIT,CODE 61
39	0309-540	1	O-RING,-16 FLANGE 16FLOR
40	0310-294	1	O-RING,#222,1.50x1.75x.13 (LUTZ)

REF. NO.	PART NUMBER	QTY.	DESCRIPTION
41	0200-171	2	COUPLING,SPLIT,CODE 61,1.25"
42	7001-142	1	PLUG 6408-10-O 10MORB
43	0700-170	4	WASHER,21 x 22 x 2.5 WASHER,21 x 22 x 2.5 8T-4121

For kit information, please see page 10-1A

SERVICE ITEM
Part # Description
0090-463 JOYSTICK BUTTON, MOMENTARY

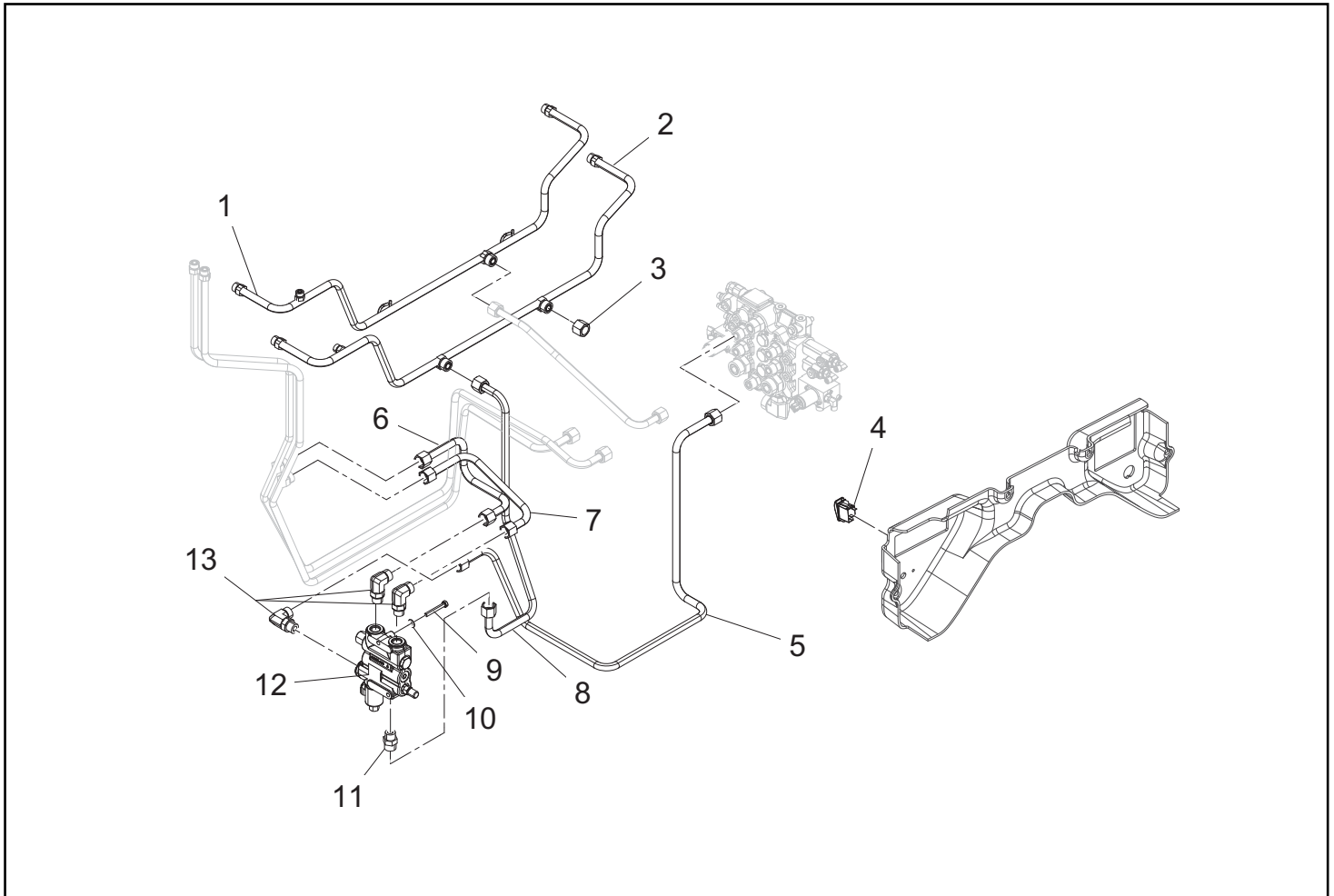


BUCKET POSITIONING

RT-75 valid from 00700
R265T valid from 00200

Chapter 3

REF. NO.	PART NUMBER	QTY.	DESCRIPTION	REF. NO.	PART NUMBER	QTY.	DESCRIPTION
1	3030-393	1	TUBE DOWN B CHASSIS RH				
2	3030-392	1	TUBE, DOWN B, VALVE				
3	0310-339	1	ADAPTER, CAP, 10FFOR 6V9831(FS0304-C-10)				
4	2045-477	1	SWITCH SELF LEVELER				
5	3020-218	1	TUBE SELF LEVEL B				
6	3030-385	1	TUBE, -10, C CURL				
7	3030-386	1	TUBE, -10 D DUMP				
8	3020-219	1	TUBE SELF LEVEL A				
9	8102-138	2	CAPSCREW, HH, 5/16-18 X 2.25 GD8				
10	8050-222	2	WASHER, WROUGHT, 1/4, STD, ZN				
11	0310-318	1	ADAPTER, 10MFFOR-10MB				
12	0201-625	1	VALVE, SELF-LEVELING				
13	0201-668	3	ADAPTER, FS6801-10-10NWO				



Chapter 4

Electrical

4-1 Dash / Switches

RT-75 Serial # valid from - 00700 **4-1A**

R265T Serial # valid from - 00200 **4-1A**

4-2 Battery

RT-75 Serial # valid from - 00700 **4-2A**

R265T Serial # valid from - 00200 **4-2A**

4-3 Fuse Panel

RT-75 Serial # valid from - 00700 **4-3A**

R265T Serial # valid from - 00200 **4-3A**

4-4 Exterior Lights

RT-75 Serial # valid from - 00700 **4-4A**

R265T Serial # valid from - 00200 **4-4A**

*** Parts manuals are updated on a regular basis. Always refer to current online posted manuals to ensure you have the most up to date information prior to ordering parts.**

NOTE: Ordering parts that are painted requires a specific part number format. Please refer to page II of this manual for paint code and ordering information

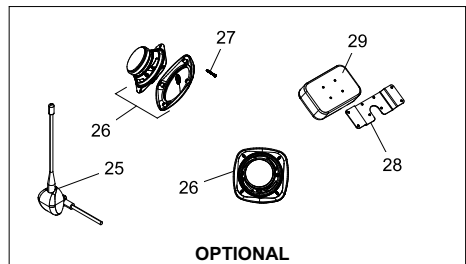
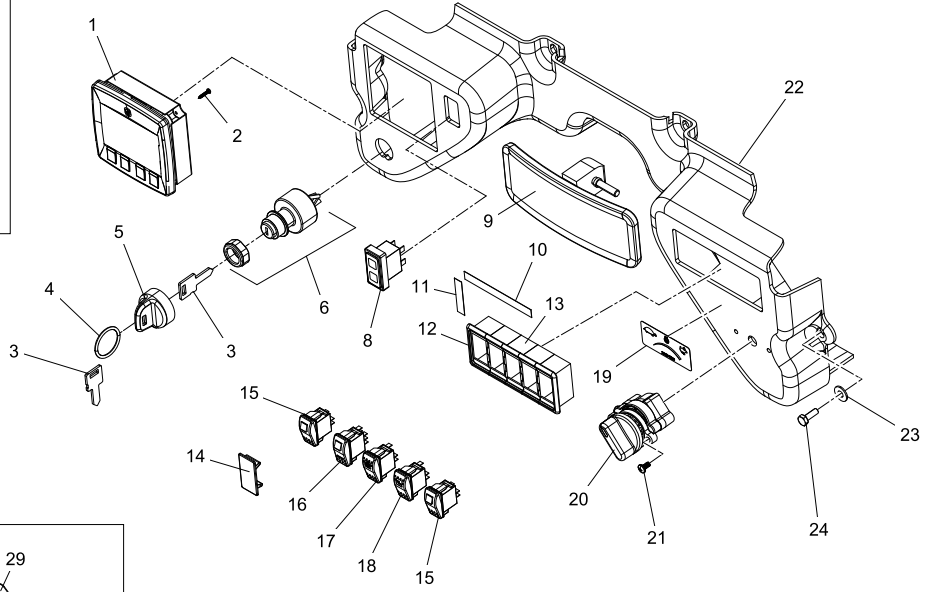
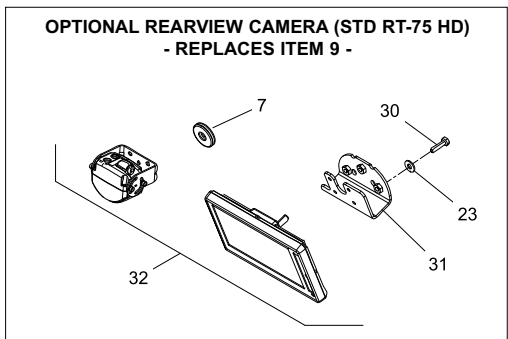
SWITCHES / DASH SWITCHES

RT-75 valid from 00700
R265T valid from 00200

Chapter 4

REF. NO.	PART NUMBER	QTY.	DESCRIPTION	REF. NO.	PART NUMBER	QTY.	DESCRIPTION
1	7010-735	1	DISPLAY DP200 W/ EIC SOFTWARE				
2	0090-478	4	SCREW PPH #4 x 5/8" SELF TAP				
3	2045-432	2	KEY IGNITION				
4	0304-551	1	RING,KEY				
5	2045-792	1	COVER KEY IGNITION				
6	0304-028	1	SWITCH,IGNITION,RC 154-3197				
7	0090-550	1	GROMMET LIGHT HARNESS				
8	2075-749	1	INDICATOR RABBIT/GLOW PLUG				
9	2030-409	1	MIRROR REAR VIEW 3X8				
10	0404-689	1	DECAL, DASH POD SWITCHES W-RIDE CONTROL				
11	7000-674	1	DECAL POWER QUICK ATTACH SSL				
12	0310-136	2	FRAME END VME-01				
13	0310-137	3	FRAME MID IMM-01				
14	0310-138	4	PLUG VHP-01 INDEX # 390-09002-001				
15	2045-725	2	SWITCH 2 POSITION LOCKING (SEE NOTE)				
16	0200-252	1	SWITCH,3 POSITION,LOCKING				
17	0305-282	1	SWITCH HIGH FLOW (SEE NOTE)				
18	2045-477	1	SWITCH SELF LEVELER (SEE NOTE)				
19	2013-320	1	DECAL THROTTLE				
20	2013-434	1	HAND THROTTLE IVS				
21	0090-507	2	SCREW, PAN HEAD, M5 X 10MM CLEAR ZINC				
22	7011-211	1	PANEL GAUGE				
23	8050-222	4	WASHER,WROUGHT,1/4,STD,ZN				
24	8102-040	4	CAPSCREW,HH,1/4-20 UNCx.75,GD8 ZN				
25	2075-704	1	ANTENNA 6" MINI (SEE NOTE)				
26	2075-703	2	SPEAKER MINI 3.5" HEAVY DUTY (SEE NOTE)				
27	8008-222	8	SCREW MACH #6-32X1.0 PH PAN (SEE NOTE)				
28	2076-047	8	MOUNT RADIO (SEE NOTE)				
29	2075-702	1	RADIO MINI WP AM/FM/WX BAND (SEE NOTE)				
30	8102-042	3	CAPSCREW, HH 1/4-20UNC 1" GD8				
31	2095-736	1	WLMT MOUNT DISPLAY				
32	2095-870	1	CAMERA BACKUP V0S7SDCL1B				

NOTE: ITEMS 15,17,18 & 25-29 ARE OPTIONAL

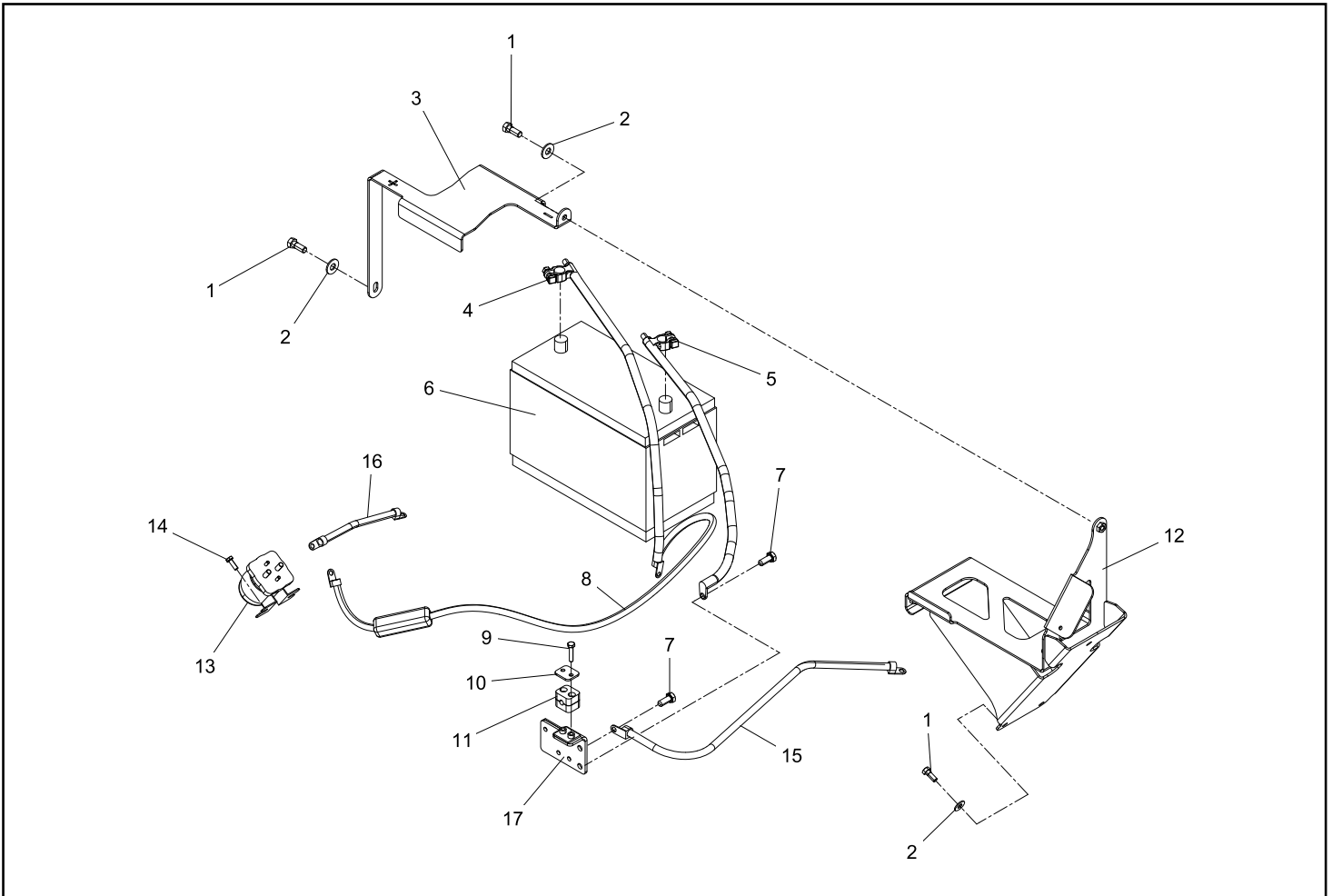


BATTERY

RT-75 valid from 00700
R265T valid from 00200

Chapter 4

REF. NO.	PART NUMBER	QTY.	DESCRIPTION	REF. NO.	PART NUMBER	QTY.	DESCRIPTION
1	8102-222	5	CAPSCREW,HH,3/8-16 UNCx1.0,GD8,ZN				
2	8050-282	5	WASHER,WROUGHT,3/8,STD,ZN				
3	3030-145	1	PLATE, BATTERY CLAMP				
4	3030-060	1	CABLE BATTERY POSITIVE				
5	3030-061	1	CABLE BATTERY NEGATIVE				
6	2076-392	1	BATTERY GROUP 31				
7	0303-095	2	CAPSCREW M10 x 1.5 x 25 HCS 10.9OZ				
8	2096-229	1	CABLE				
9	8102-044	1	CAPSCREW,HH,1/4-20UNCx1.25,GD8,ZN				
10	2045-581	1	PLATE COVER COP-1				
11	2045-580	1	CLAMP SET 1038-PP				
12	3020-384	1	WLMT BATTERY MTG BKT				
13	3000-601	1	RELAY 200 AMP INTAKE AIR HEATER				
14	8102-040	2	CAPSCREW,HH,1/4-20 UNCx.75,GD8 ZN				
15	3030-262	1	STRAP GROUND				
16	3030-276	1	CABLE HEATER AIR INTAKE				
17	3030-259	1	WLMT PLATE AC TUBES				



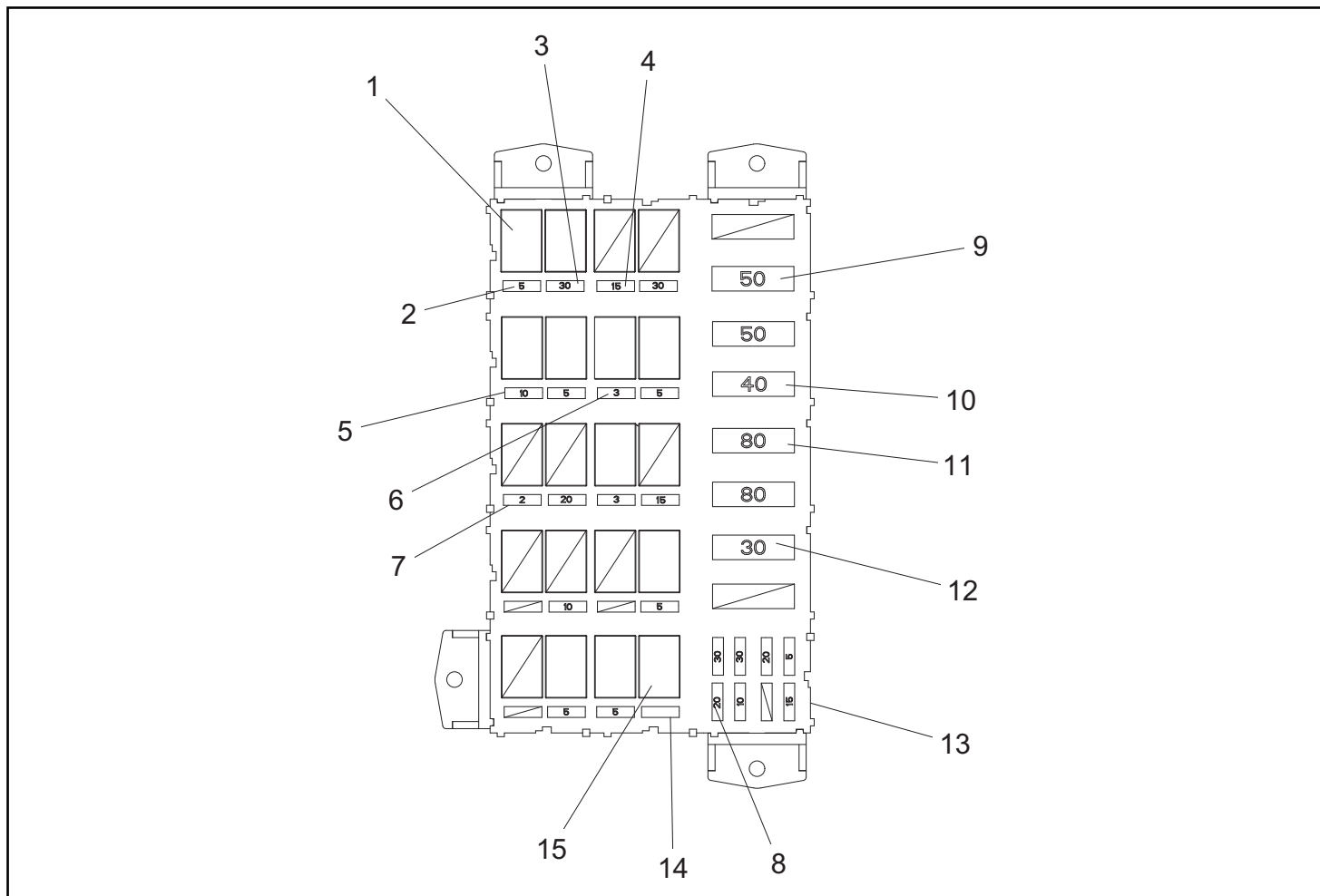
FUSE PANEL

RT-75 valid from 00700

R265T valid from 00200

Chapter 4

REF. NO.	PART NUMBER	QTY.	DESCRIPTION	REF. NO.	PART NUMBER	QTY.	DESCRIPTION
1	2095-910	11	RELAY SONG CHUAN, 301-1C-C-R1				
2	0310-794	7	FUSE,MINI, 5 AMP 77055				
3	0310-799	4	FUSE,MINI,30 AMP 77305				
4	0310-796	3	FUSE,MINI,15 AMP 77155				
5	0310-795	3	FUSE,MINI,10 AMP 77105				
6	0201-779	2	FUSE,MINI,3 AMP				
7	0310-793	1	FUSE,MINI,2 AMP 77015				
8	0310-797	4	FUSE,MINI,20 AMP 77205				
9	0310-803	2	FUSE,MAXI, 50 AMP 78504				
10	0310-802	1	FUSE,MAXI, 40 AMP 78503				
11	0310-805	1	FUSE,MAXI, 80 AMP 7460K51 - 80 AMP				
12	0310-801	1	FUSE,MAXI, 30 AMP 78502				
13	3020-180	1	HARNESS, CHASSIS				
14	2096-907	1	30 AMP CIRCUIT BREAKER				
15	2096-905	1	40 AMP HIGH INRUSH RELAY				



EXTERIOR LIGHTS

RT-75 valid from 00700
R265T valid from 00200

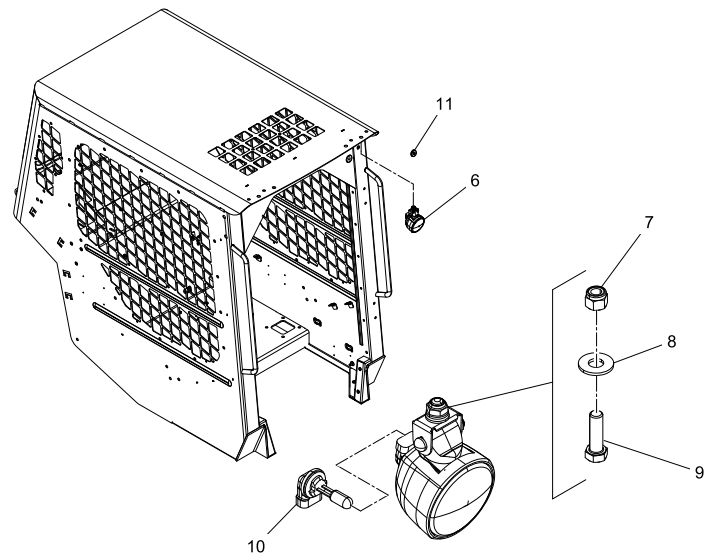
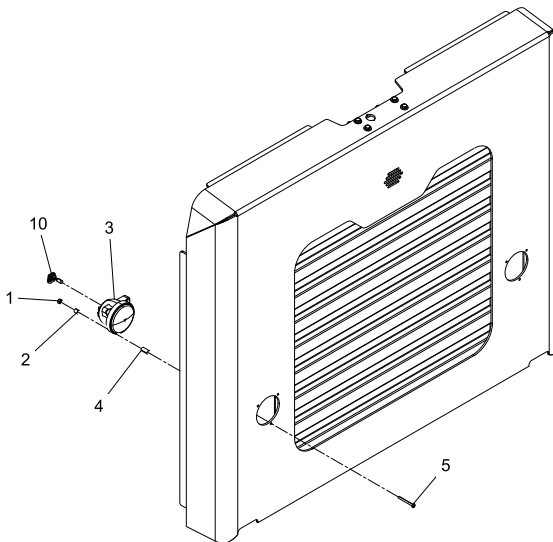
Chapter 4

REF. NO.	PART NUMBER	QTY.	DESCRIPTION
1	8040-246	6	NUT,HEX,NYLOCK,10-24 UNC,ZN
2	2095-954	6	SPACER LIGHT .4 INCHES
3	2095-276	6	LIGHT ROUND 3"
4	2095-955	6	SPACER LIGHT
5	0090-491	6	SCREW #10-24 x 2" MACHINE PHILLIPS PAN HEAD
6	4046-060	2	LIGHT WORK REAR MODULE 70 (SEE NOTE)
7	8040-486	2	NUT,HEX,NYLOCK,3/8-16 UNC,ZN
8	8050-282	2	WASHER,WROUGHT,3/8,STD,ZN
9	8102-224	2	CAPSCREW,HH,3/8-16UNCx1.25,GD8,ZN
10	4046-131	4	BULB HELLA (#886-12V)
11	0090-550	2	GROMMET LIGHT HARNESS

REF. NO.	PART NUMBER	QTY.	DESCRIPTION

For kit information, please see page 10-1A

Item 6- 4046-060 is ordered as a complete assembly and includes items 7-10.



Chapter 5

Undercarriage

5-1 Axles / Tracks

RT-75 Serial # valid from - 00700 **5-1A**

R265T Serial # valid from - 00200 **5-1A**

5-2 Drive Assembly RT

RT-75 Serial # valid from - 00700 **5-2A**

R265T Serial # valid from - 00200 **5-2A**

5-3 Drive Assembly LT

RT-75 Serial # valid from - 00700 **5-3A**

R265T Serial # valid from - 00200 **5-3A**

5-4 Undercarriage Assembly RT

RT-75 Serial # valid from - 00700 **5-4A**

R265T Serial # valid from - 00200 **5-4A**

5-5 Undercarriage Assembly LT

RT-75 Serial # valid from - 00700 **5-5A**

R265T Serial # valid from - 00200 **5-5A**

*** Parts manuals are updated on a regular basis. Always refer to current online posted manuals to ensure you have the most up to date information prior to ordering parts.**

NOTE: Ordering parts that are painted requires a specific part number format. Please refer to page II of this manual for paint code and ordering information.

AXLES / TRACKS

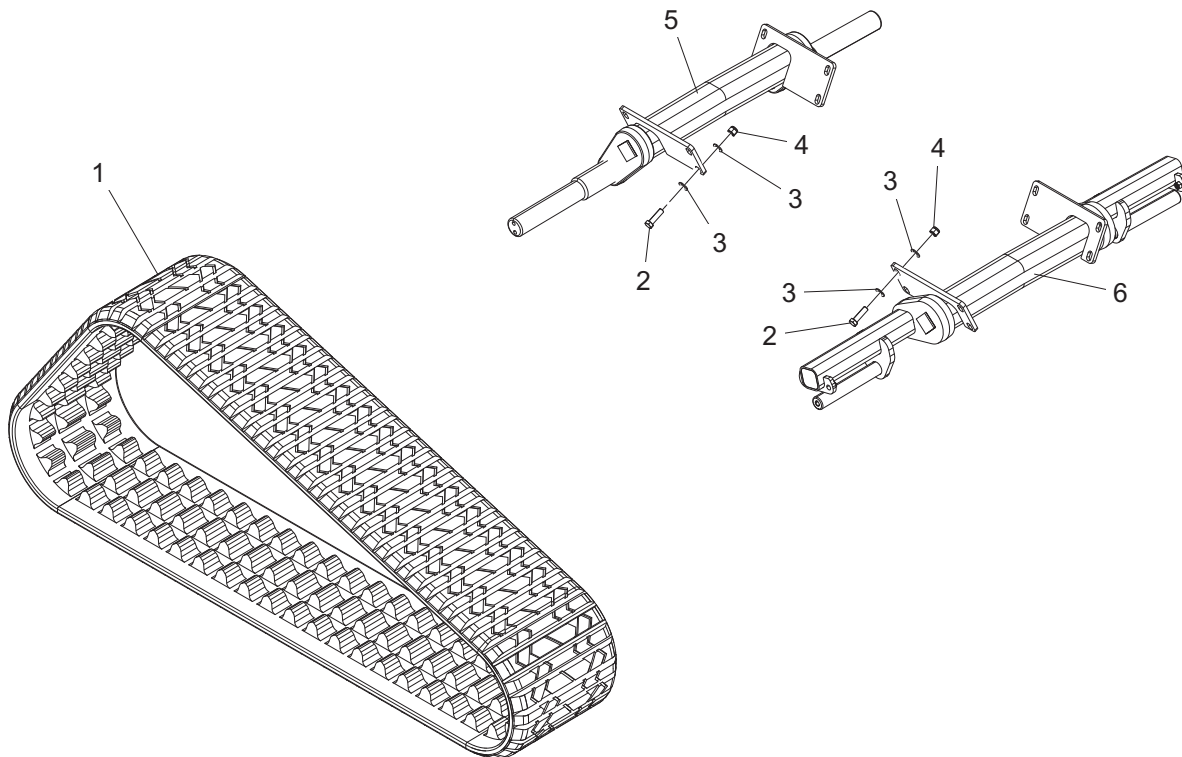
RT-75 valid from 00700
R265T valid from 00200

Chapter 5

REF. NO.	PART NUMBER	QTY.	DESCRIPTION
1	2035-777	2	TRACK 18 X 201 3 DRIVE LUG
2	8102-588	16	CAPSCREW,HH,5/8-11UNCx2.25,GD8 ZN
3	0700-287	32	WASHER,16mmX30mmX5mm
4	0402-621	16	NUT,TOP LOCK,STL,5/8-11UNC,ZN,GD8
5	3030-039	1	AXLE, REVERSED REAR, CAMBERED
6	2035-892	1	AXLE FRONT CAMBERED

REF. NO.	PART NUMBER	QTY.	DESCRIPTION

Optional 20" tracks Item 1
Part # 2035-020

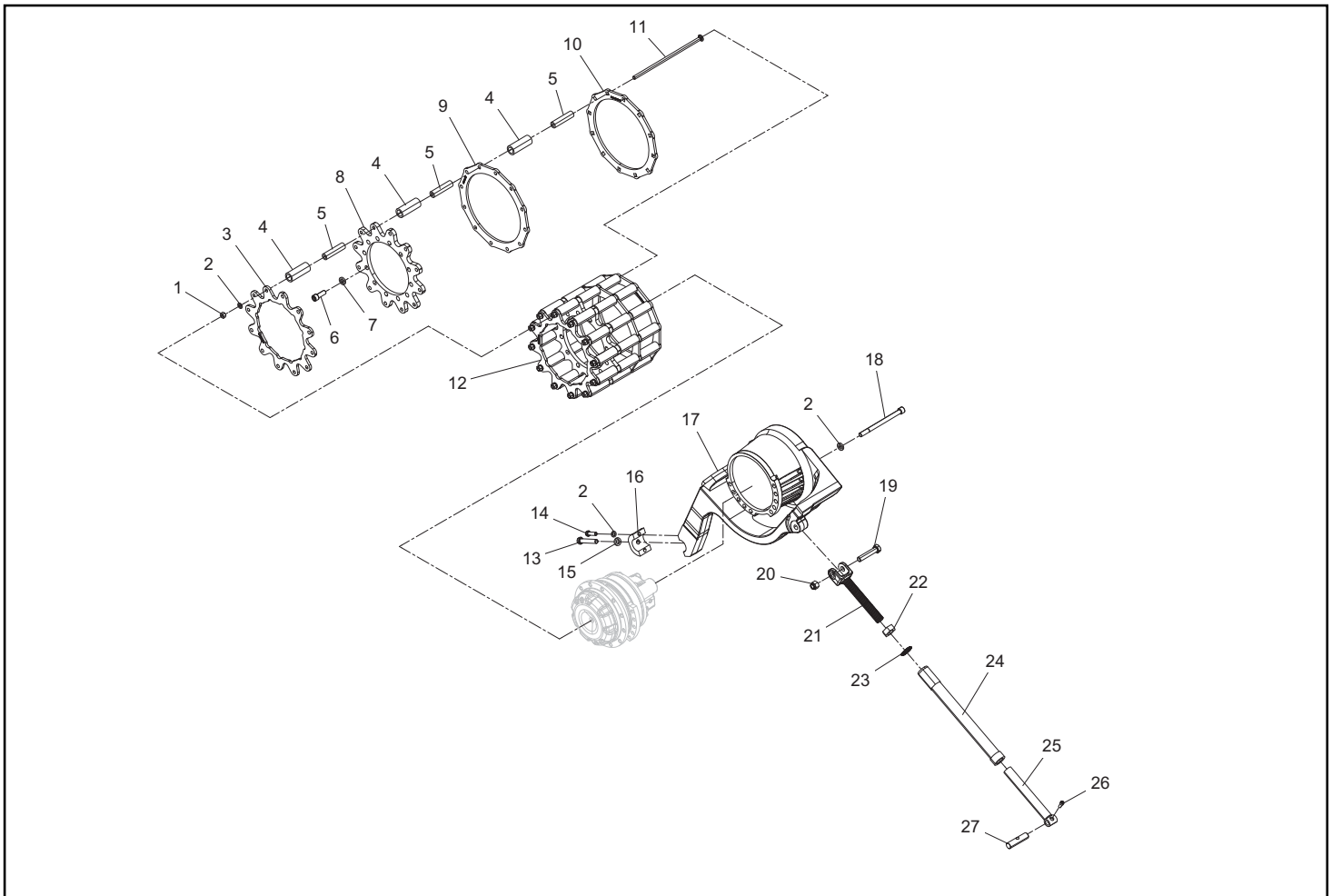


DRIVE TABLE, RT

RT-75 valid from 00700
R265T valid from 00200

Chapter 5

REF. NO.	PART NUMBER	QTY.	DESCRIPTION	REF. NO.	PART NUMBER	QTY.	DESCRIPTION
1	0700-124	12	NUT, TOP LOCK, 1/2-13UNC, ZN, GD8				
2	2035-597	24	WASHER WROUGHT .531 x .886 x 0118 HARD ZN				
3	2035-128	1	RING, SPROCKET, OUTER				
4	2035-268	36	TOOTH, DRIVE, SPROCKET, 3.938"				
5	2035-267	36	TOOTH, DRIVE, SPROCKET, 4.063"				
6	2035-197	12	CAPSCREW, SOC HD, M16X2.0, 45MM				
7	0700-287	12	WASHER, 16mmX30mmX5mm				
8	0704-206	1	SPROCKET DRIVE MACHINED				
9	2035-296	1	RING, SPROCKET, INNER				
10	2035-120	1	RING, SPROCKET, BONFIG				
11	2035-654	12	BOLT CARRIAGE 1/2-13 UNC x 14.625" GR8				
12	2035-890	1	ASSY SPROCKET MCRT				
13	0090-026	1	CAPSCREW HH 5/8-11 x 3.75				
14	8102-406	2	CAPSCREW, HH, 1/2-13UNC x 1.75, GD8				
15	0700-287	1	WASHER, 16mmX30mmX5mm				
16	2035-062	1	CAP, AXLE				
17	2035-956	1	TABLE MACHINED MCRT RH				
18	0090-568	10	CAP SCREW SOCKET HEAD, M16-2.0 x 220mm CL 12.9				
19	0304-408	1	CAPSCREW, HH, 3/4-10UNC 3.75, GD8,				
20	8040-786	1	NUT, HEX, NYLOCK, 3/4-10 UNC, ZN				
21	2035-448	1	CLEVIS END TENSIONER MACHINED				
22	0304-077	1	NUT, HEX, JAM, 1 1/4 - 7, RH				
23	0090-262	1	WASHER SAFETY S33-1.25"				
24	2035-382	1	WLMT TENSIONER CENTER HEX				
25	2035-310	1	WLMT, TENSIONER END, W/HOLE				
26	2035-471	1	CAPSCREW SOC HD 3/8-16 x 1				
27	2035-308	1	PIN, TENSIONER, THREADED				

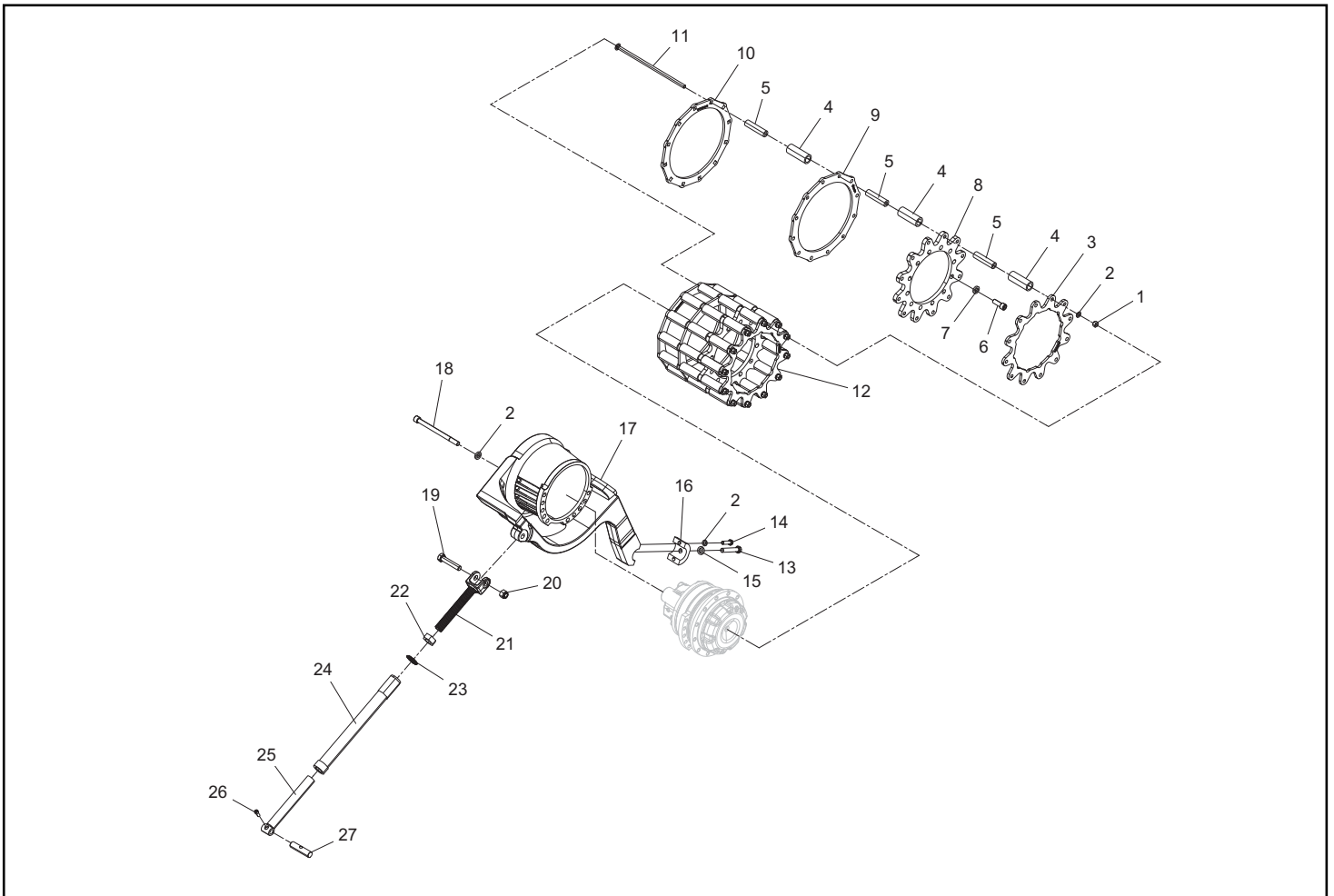


DRIVE TABLE, LT

RT-75 valid from 00700
R265T valid from 00200

Chapter 5

REF. NO.	PART NUMBER	QTY.	DESCRIPTION	REF. NO.	PART NUMBER	QTY.	DESCRIPTION
1	0700-124	12	NUT, TOP LOCK, 1/2-13UNC, ZN, GD8				
2	2035-597	24	WASHER WROUGHT .531 x .886 x 0118 HARD ZN				
3	2035-128	1	RING, SPROCKET, OUTER				
4	2035-268	36	TOOTH, DRIVE, SPROCKET, 3.938"				
5	2035-267	36	TOOTH, DRIVE, SPROCKET, 4.063"				
6	2035-197	12	CAPSCREW, SOC HD, M16X2.0, 45MM				
7	0700-287	12	WASHER, 16mmX30mmX5mm				
8	0704-206	1	SPROCKET DRIVE MACHINED				
9	2035-296	1	RING, SPROCKET, INNER				
10	2035-120	1	RING, SPROCKET, BONFIG				
11	2035-654	12	BOLT CARRIAGE 1/2-13 UNC x 14.625" GR8				
12	2035-890	1	ASSY SPROCKET MCRT				
13	0090-026	1	CAPSCREW HH 5/8-11 x 3.75				
14	8102-406	2	CAPSCREW, HH, 1/2-13UNC x 1.75, GD8				
15	0700-287	1	WASHER, 16mmX30mmX5mm				
16	2035-062	1	CAP, AXLE				
17	2035-956	1	TABLE MACHINED MCRT RH				
18	0090-568	10	CAP SCREW SOCKET HEAD, M16-2.0 x 220mm CL 12.9				
19	0304-408	1	CAPSCREW, HH, 3/4-10UNC 3.75, GD8,				
20	8040-786	1	NUT, HEX, NYLOCK, 3/4-10 UNC, ZN				
21	2035-448	1	CLEVIS END TENSIONER MACHINED				
22	0304-077	1	NUT, HEX, JAM, 1 1/4 - 7, RH				
23	0090-262	1	WASHER SAFETY S33-1.25"				
24	2035-382	1	WLMT TENSIONER CENTER HEX				
25	2035-310	1	WLMT, TENSIONER END, W/HOLE				
26	2035-471	1	CAPSCREW SOC HD 3/8-16 x 1				
27	2035-308	1	PIN, TENSIONER, THREADED				



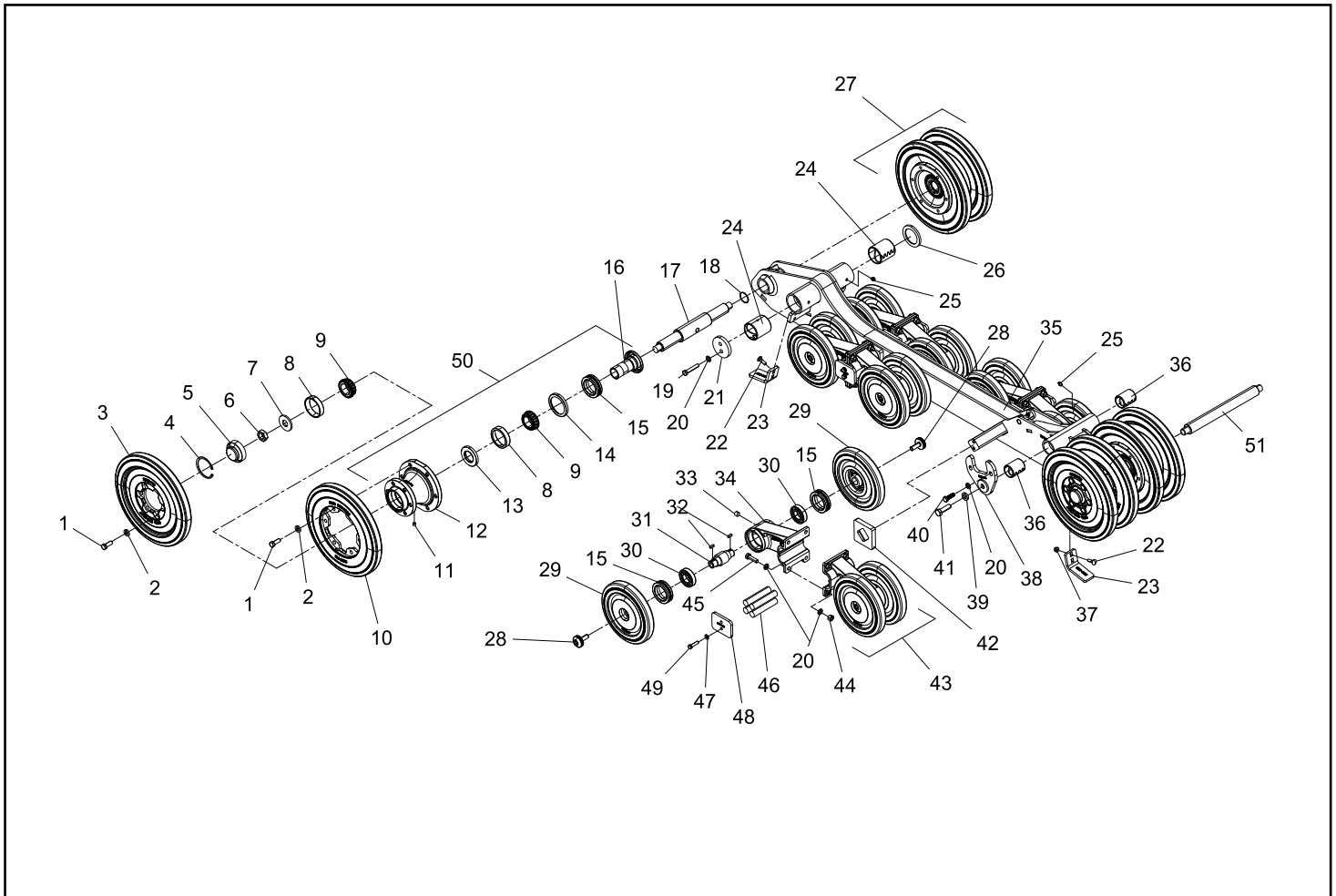
UNDERCARRIAGE ASSEMBLY RT

RT-75 valid from 00700
R265T valid from 00200

Chapter 5

REF. NO.	PART NUMBER	QTY.	DESCRIPTION
1	2035-659	48	CAPSCREW HH 1/2-13 x 1.375 GR8
2	0090-136	48	WASHER HARD 1.0 X .531 X .197
3	2035-713	4	WHEEL 15" OUTER
4	2035-124	4	RING,SNAP,TUBE,WHEEL
5	2035-138	4	CAP,HUB,RUBBER BONDED
6	2035-093	4	NUT HEX JAM LOCK 1-8 UNC GR C
7	2035-092	4	WASHER,1.060x2.5x.250
8	2035-017	8	BEARING,CUP,25520-20082
9	2035-018	8	BEARING,CONE
10	2035-712	4	WHEEL 15" INNER
11	2035-320	4	PLUG 1/8" NPT HEX W/SEALANT
12	2035-814	4	HUB MACHINED SPOOL 15"
13	2035-238	4	SEAL INTERNAL END
14	2035-360	4	RETAINER SEAL INNER
15	2035-189	20	ASSY,SEAL,EAGLE
16	2035-145	4	WLMT,SLEEVE,EAGLE
17	2035-149	2	AXLE,REAR,C-SERIES
18	2035-135	8	O-RING #30
19	0301-764	2	CAPSCREW,HH,M12 x 1.75 x 65MM
20	2035-597	36	WASHER WROUGHT .531 x .886 x 0118 HARD ZN
21	0201-148	1	RETAINER,AXLE
22	8111-224	8	BOLT,CARRIAGE,3/8-16UNCX1.25,G
23	2035-159	4	SCRAPER,FRONT,14"
24	2035-215	2	BUSHING,SPRING,2.50x2.75x3
25	0304-427	4	FITTING,GREASE,1/8 NPT x 45^
26	0201-147	2	SPACER, AXLE
27	0403-170	4	ASSY IDLER SPOOL 15" WHEEL (INCLUDES ITEMS 1-16)
28	2035-298	16	BOLT O-RING FLANGE
29	2035-179	16	WHEEL 10" THIN
30	0307-923	16	BEARING,BALL,6207-OPEN
31	2035-211	8	SHAFT HALF CARRIAGE
32	2035-212	16	KEY .250 x .250 x .750"
33	0301-103	8	PLUG,3/8-18 NPT,SOCKET HD
34	2035-784	8	BOGIE CARRIAGE MACHINED
35	2036-140	1	WLMT RAIL DUAL LEVEL
36	2035-214	2	BUSHING,SPRING,1.75x2x2.50
37	2035-344	8	NUT SERRATED FLANGE,3/8-16
38	2035-352	1	WLMT AXLE RETAINER
39	0700-287	1	WASHER,16mmX30mmX5mm
40	0200-337	2	CAPSCREW,HH,M12x1.75x40MM,GR8,8

REF. NO.	PART NUMBER	QTY.	DESCRIPTION
41	0090-254	1	CAPSCREW HH M16-2 x 55MM 10.9
42	2035-347	4	SPACER,UHMW,WALKING-TANDEM
43	2035-205	8	ASSY BOGIE (INCLUDES ITEMS 15 & 28-34)
44	8042-602	16	NUT,HEX,1/2-13 UNC,ZN
45	8102-406	16	CAPSCREW,HH,1/2-13UNCx1.75,GD8
46	2035-264	16	CORD,RUBBER,DUAL,LEVEL
47	0090-104	2	WASHER .402 x .728 x .098 HARD
48	2035-206	1	PLATE,CAP
49	8102-225	2	CAPSCREW,HH,3/8-16 UNCx1.5,GD8,ZN
50	2036-114	4	ASSEMBLY HUB SPOOL 15" (CAT 372-5766)
51	2035-733	1	AXLE C-SERIES

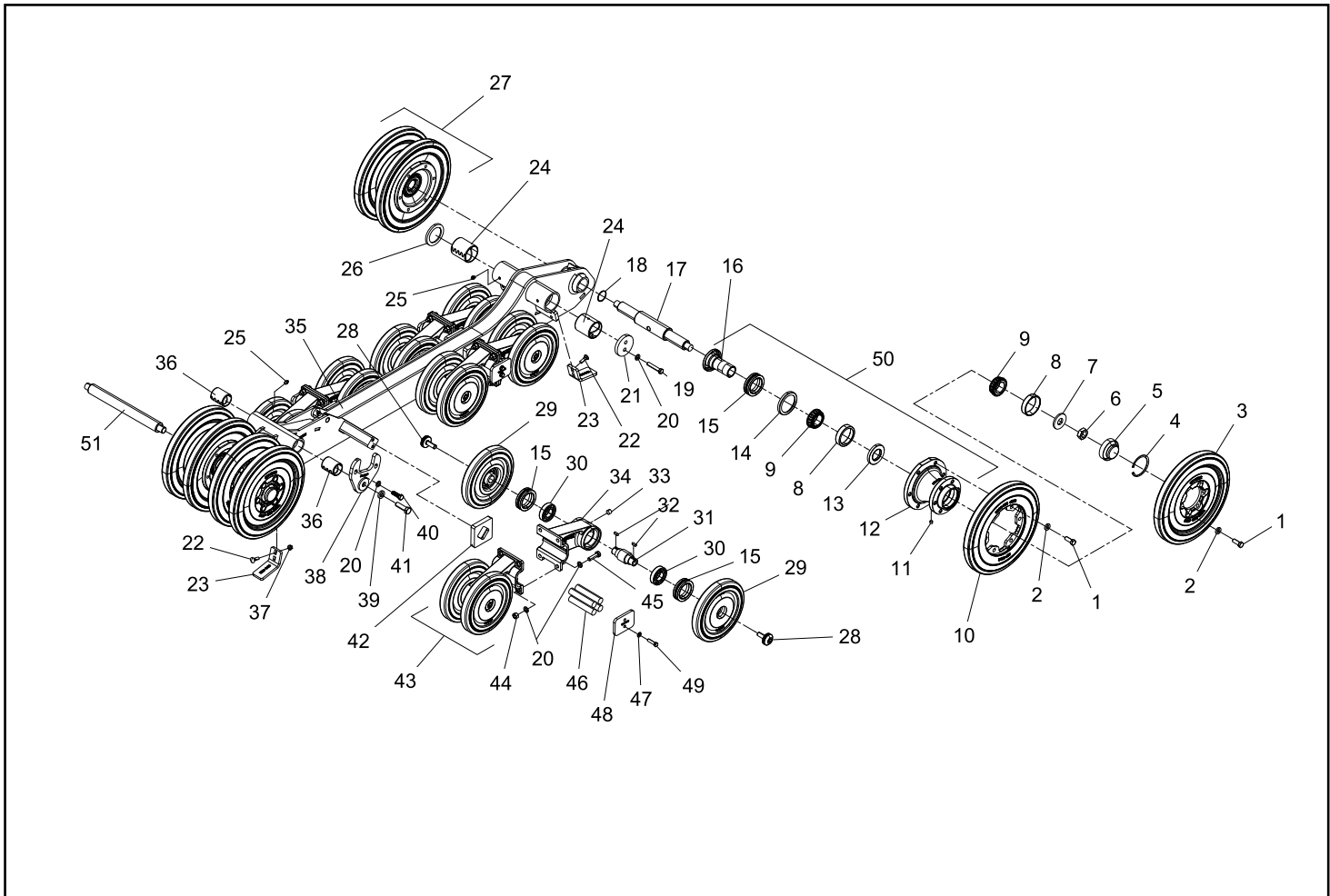


UNDERCARRIAGE ASSEMBLY LT

RT-75 valid from 00700
R265T valid from 00200

REF. NO.	PART NUMBER	QTY.	DESCRIPTION
1	2035-659	48	CAPSCREW HH 1/2-13 x 1.375 GR8
2	0090-136	48	WASHER HARD 1.0 X .531 X .197
3	2035-713	4	WHEEL 15" OUTER
4	2035-124	4	RING,SNAP,TUBE,WHEEL
5	2035-138	4	CAP,HUB,RUBBER BONDED
6	2035-093	4	NUT HEX JAM LOCK 1-8 UNC GR C
7	2035-092	4	WASHER,1.060x2.5x.250
8	2035-017	8	BEARING,CUP,25520-20082
9	2035-018	8	BEARING,CONE
10	2035-712	4	WHEEL 15" INNER
11	2035-320	4	PLUG 1/8" NPT HEX W/SEALANT
12	2035-814	4	HUB MACHINED SPOOL 15"
13	2035-238	4	SEAL INTERNAL END
14	2035-360	4	RETAINER SEAL INNER
15	2035-189	20	ASSY,SEAL,EAGLE
16	2035-145	4	WLMT,SLEEVE,EAGLE
17	2035-149	2	AXLE,REAR,C-SERIES
18	2035-135	8	O-RING #30
19	0301-764	2	CAPSCREW,HH,M12 x 1.75 x 65MM
20	2035-597	36	WASHER WROUGHT .531 x .886 x 0118 HARD ZN
21	0201-148	1	RETAINER,AXLE
22	8111-224	8	BOLT,CARRIAGE,3/8-16UNCX1.25,G
23	2035-159	4	SCRAPER,FRONT,14"
24	2035-215	2	BUSHING,SPRING,2.50x2.75x3
25	0304-427	4	FITTING,GREASE,1/8 NPT x 45^
26	0201-147	2	SPACER, AXLE
27	0403-170	4	ASSY IDLER SPOOL 15" WHEEL (INCLUDES ITEMS 1-16)
28	2035-298	16	BOLT O-RING FLANGE
29	2035-179	16	WHEEL 10" THIN
30	0307-923	16	BEARING,BALL,6207-OPEN
31	2035-211	8	SHAFT HALF CARRIAGE
32	2035-212	16	KEY .250 x .250 x .750"
33	0301-103	8	PLUG,3/8-18 NPT,SOCKET HD
34	2035-784	8	BOGIE CARRIAGE MACHINED
35	2036-140	1	WLMT RAIL DUAL LEVEL
36	2035-214	2	BUSHING,SPRING,1.75x2x2.50
37	2035-344	8	NUT SERRATED FLANGE,3/8-16
38	2035-352	1	WLMT AXLE RETAINER
39	0700-287	1	WASHER,16mmX30mmX5mm
40	0200-337	2	CAPSCREW,HH,M12x1.75x40MM,GR8,8

REF. NO.	PART NUMBER	QTY.	DESCRIPTION
41	0090-254	1	CAPSCREW HH M16-2 x 55MM 10.9
42	2035-347	4	SPACER,UHMW,WALKING-TANDEM
43	2035-205	8	ASSY BOGIE (INCLUDES ITEMS 15 & 28-34)
44	8042-602	16	NUT,HEX,1/2-13 UNC,ZN
45	8102-406	16	CAPSCREW,HH,1/2-13UNCx1.75,GD8
46	2035-264	16	CORD,RUBBER,DUAL,LEVEL
47	0090-104	2	WASHER .402 x .728 x .098 HARD
48	2035-206	1	PLATE,CAP
49	8102-225	2	CAPSCREW,HH,3/8-16 UNCx1.5,GD8,ZN
50	2036-114	4	ASSEMBLY HUB SPOOL 15" (CAT 372-5766)
51	2035-733	1	AXLE C-SERIES



Chapter 6

Mainframe

6-1 Chassis

RT-75 Serial # 00700 - 01750 **6-1A**

R265T Serial # 00200 - 01750 **6-1A**

RT-75 Serial # valid from - 01751 **6-1B**

R265T Serial # valid from - 01751 **6-1B**

6-2 Hood Assemblies

RT-75 Serial # 00700-00732 **6-2A**

R265T Serial # 00200-00247 **6-2A**

RT-75 Serial # valid from - 00733 **6-2B**

R265T Serial # valid from - 00248 **6-2B**

6-3 RT-75 HD Guarding

RT-75 Serial # valid from - 00700 **6-3A**

6-4 RT-75 HD Brush Guard

RT-75 Serial # valid from - 01225 **6-4A**

*** Parts manuals are updated on a regular basis. Always refer to current online posted manuals to ensure you have the most up to date information prior to ordering parts.**

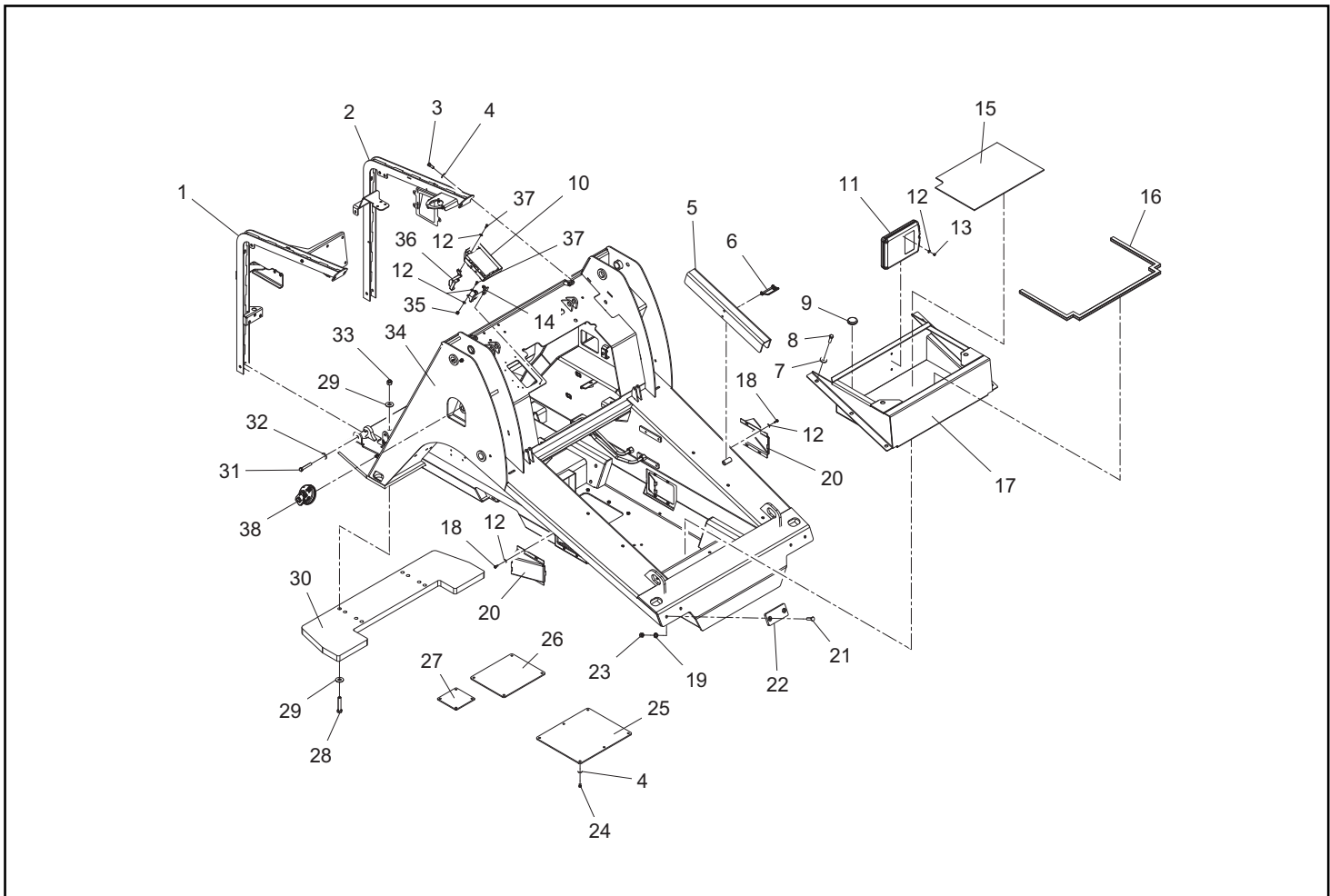
NOTE: Ordering parts that are painted requires a specific part number format. Please refer to page II of this manual for paint code and ordering information.

CHASSIS

RT-75 00700 - 01750
R265T 00200 - 01750

Chapter 6

REF. NO.	PART NUMBER	QTY.	DESCRIPTION	REF. NO.	PART NUMBER	QTY.	DESCRIPTION
1	3020-261	1	WLMT SUPPORT FRAME RH. HOOD				
2	3020-264	1	SUPPORT FRAME WLMT RH HOOD				
3	8102-222	4	CAPSCREW,HH,3/8-16 UNCx1.0,GD8,ZN				
4	8050-282	18	WASHER,WROUGHT,3/8,STD,ZN				
5	2095-817	1	LOCK LOADER 25"				
6	0090-039	1	PIN SNAP LOCK 5/16 x 3.5"				
7	2035-404	1	WASHER HARD 0.5" x 1.5"				
8	8102-406	6	CAPSCREW,HH,1/2-13UNCx1.75,GD8				
9	2095-879	1	GROMMET				
10	2095-760	1	WLEDMENT FUSE BOX				
11	0304-318	1	BOX,OWNERS MANUAL				
12	8050-222	34	WASHER,WROUGHT,1/4,STD,ZN				
13	0090-371	2	WASHER SPRING LOCK 1/4 BLK ZN				
14	2095-758	1	WELDMENT BRACKET BOTTOM FUSE BOX				
15	3030-251	1	MAT FLOOR				
16	7000-937	1	SEAL				
17	3000-300	1	WLMT FOOTWELL PT90				
18	8102-040	8	CAPSCREW,HH,1/4-20 UNCx.75,GD8 ZN				
19	8050-222	16	WASHER,WROUGHT,1/4,STD,ZN				
20	3020-389	2	PLATE COVER HOSE				
21	0201-483	4	BOLT,PLOW,1/2-13x2"				
22	0201-066	2	PLATE,BOLT				
23	8042-602	4	NUT,HEX,1/2-13 UNC,ZN				
24	8102-220	14	CAPSCREW,HH,3/8-16x0.75",GD8				
25	3030-098	1	FRONT PLATE SKID				
26	3030-099	1	FRONT PLATE SKID				
27	3030-274	1	PLATE, COVER, OIL DRAIN				
28	8102-593	8	CAPSCREW,HH,5/8-11UNCx3.50,GD8				
29	8050-406	16	WASHER,WROUGHT,5/8,STD,ZN				
30	3030-267	1	WEIGHT REAR				
31	8102-411	2	CAPSCREW,HH,1/2-13 UNCx3.0,GD8				
32	8050-347	2	WASHER,WROUGHT,1/2,STD,ZN				
33	8040-726	8	NUT,HEX,NYLOCK,5/8-11 UNC,ZN				
34	3020-001	1	WLMT,CHASSIS,				
35	8040-366	4	NUT,HEX,NYLOCK,1/4-20 UNC,ZN				
36	2095-756	4	WELDMENT BRACKET TOP FUSE BOX				
37	8102-405	4	CAPSCREW,HH,1/2-13 UNCx1.5,GD8				
38	2045-407	1	CAP FUEL GREEN				

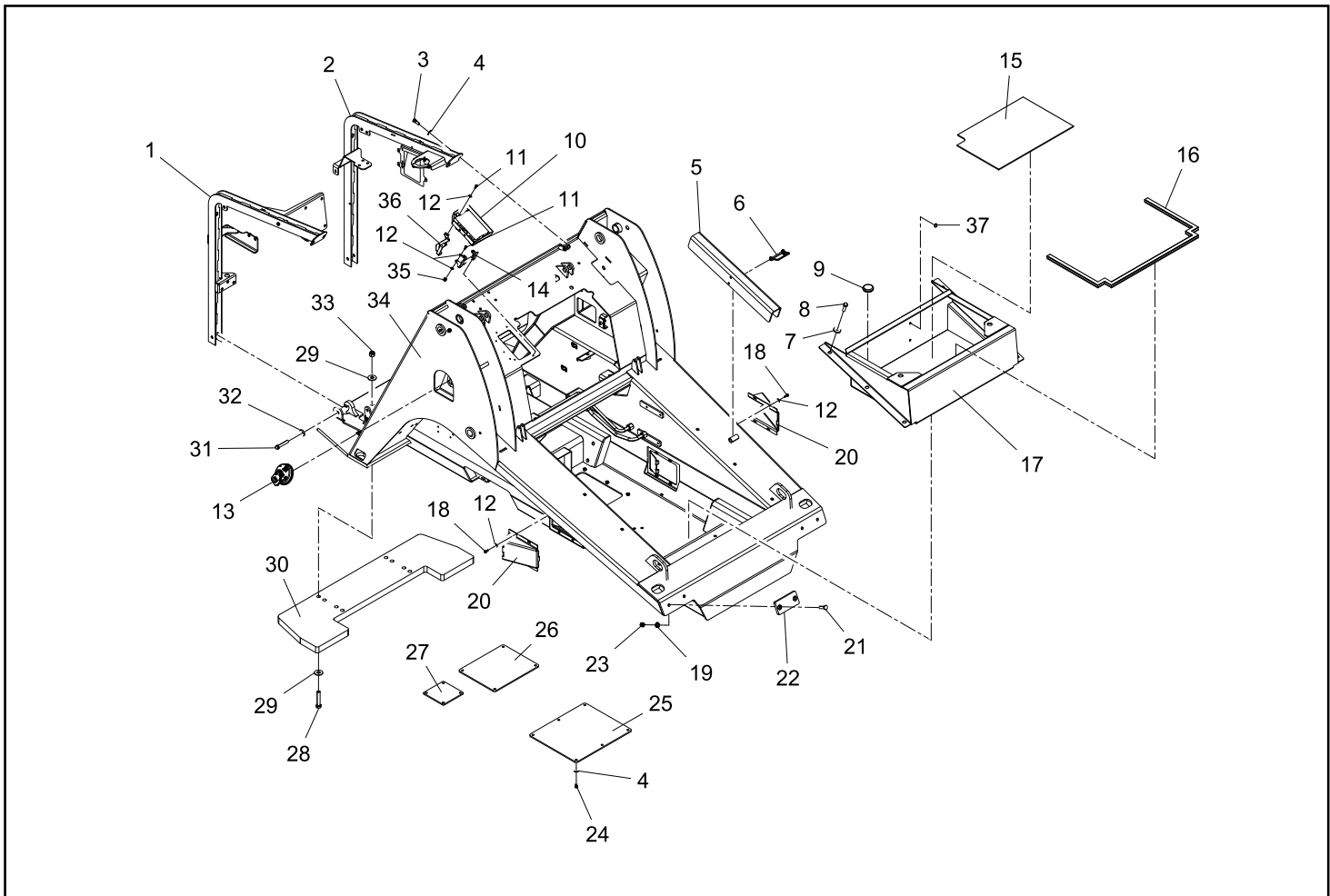


CHASSIS

RT-75 valid from 01751
R265T valid from 01751

Chapter 6

REF. NO.	PART NUMBER	QTY.	DESCRIPTION	REF. NO.	PART NUMBER	QTY.	DESCRIPTION
1	3020-261	1	WLMT SUPPORT FRAME RH. HOOD				
2	3020-264	1	SUPPORT FRAME WLMT RH HOOD				
3	8102-222	4	CAPSCREW,HH,3/8-16 UNCx1.0,GD8,ZN				
4	8050-282	18	WASHER,WROUGHT,3/8,STD,ZN				
5	2095-817	1	LOCK LOADER 25"				
6	0090-039	1	PIN SNAP LOCK 5/16 x 3.5"				
7	2035-404	6	WASHER HARD 0.5" x 1.5"				
8	8102-406	6	CAPSCREW,HH,1/2-13UNCx1.75,GD8				
9	2095-879	1	GROMMET				
10	2095-760	1	WLEDMENT FUSE BOX				
11	8102-405	4	CAPSCREW,HH,1/2-13 UNCx1.5,GD8				
12	8050-222	32	WASHER,WROUGHT,1/4,STD,ZN				
13	2045-407	1	CAP FUEL GREEN				
14	2095-758	1	WELDMENT BRACKET BOTTOM FUSE BOX				
15	3030-251	1	MAT FLOOR				
16	7000-937	1	SEAL				
17	3000-300	1	WLMT FOOTWELL PT90				
18	8102-040	8	CAPSCREW,HH,1/4-20 UNCx.75,GD8 ZN				
19	8050-222	16	WASHER,WROUGHT,1/4,STD,ZN				
20	3020-389	2	PLATE COVER HOSE				
21	0201-483	4	BOLT,PLOW,1/2-13x2"				
22	0201-066	2	PLATE,BOLT				
23	8042-602	4	NUT,HEX,1/2-13 UNC,ZN				
24	8102-220	14	CAPSCREW,HH,3/8-16x0.75",GD8				
25	3030-098	1	FRONT PLATE SKID				
26	3030-099	1	FRONT PLATE SKID				
27	3030-274	1	PLATE, COVER, OIL DRAIN				
28	8102-593	8	CAPSCREW,HH,5/8-11UNCx3.50,GD8				
29	8050-406	16	WASHER,WROUGHT,5/8,STD,ZN				
30	3030-267	1	WEIGHT REAR				
31	8102-411	2	CAPSCREW,HH,1/2-13 UNCx3.0,GD8				
32	8050-347	2	WASHER,WROUGHT,1/2,STD,ZN				
33	8040-726	8	NUT,HEX,NYLOCK,5/8-11 UNC,ZN				
34	3020-001	1	WLMT,CHASSIS,				
35	8040-366	4	NUT,HEX,NYLOCK,1/4-20 UNC,ZN				
36	2095-756	4	WELDMENT BRACKET TOP FUSE BOX				
37	0090-757	2	NUT, 1/4" - 20 ACORN				

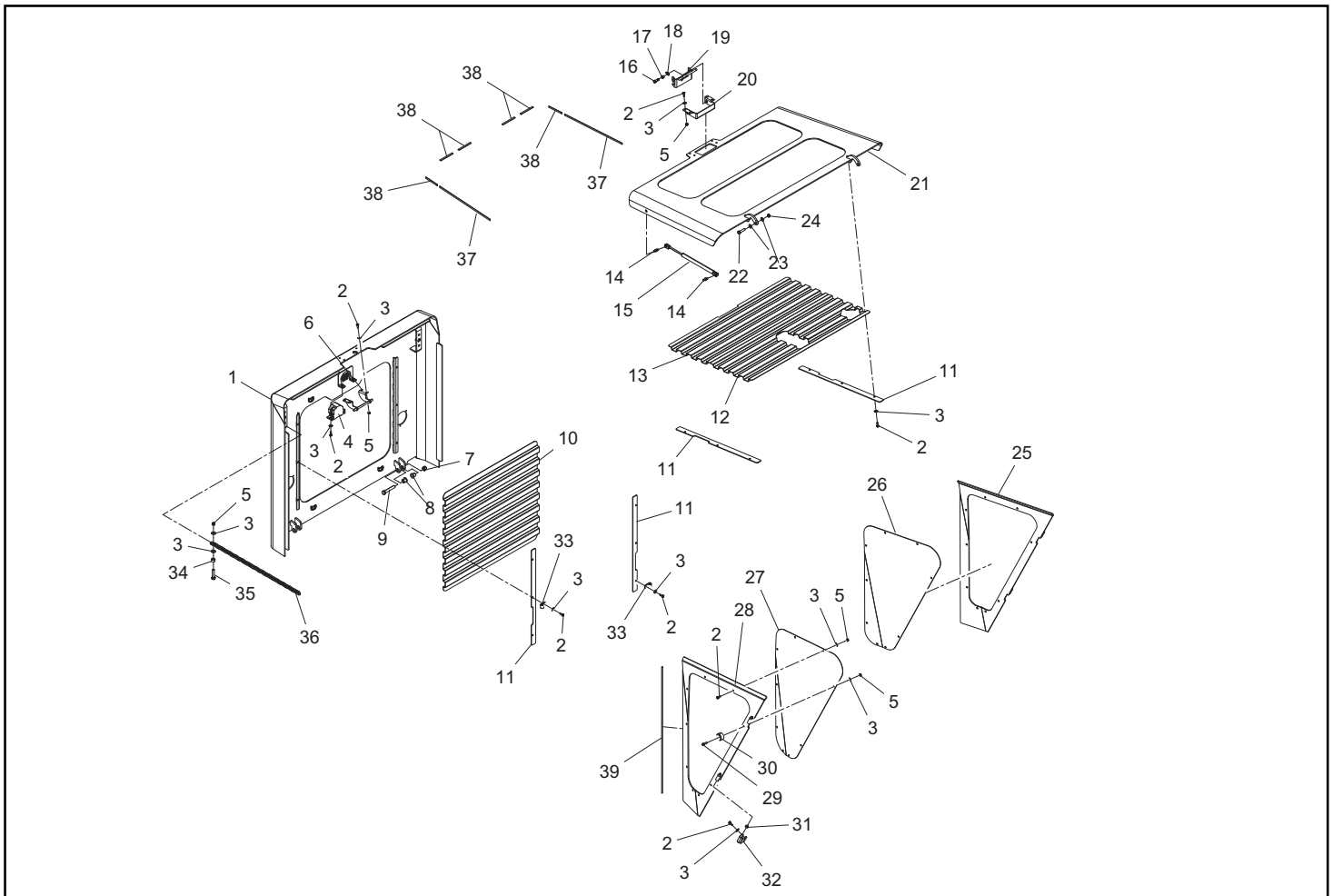


HOOD ASSEMBLY

RT-75 00700- 00732
R265T 00200- 00248

Chapter 6

REF. NO.	PART NUMBER	QTY.	DESCRIPTION	REF. NO.	PART NUMBER	QTY.	DESCRIPTION
1	3030-356	1	WLMT DOOR REAR				
2	8102-040	40	CAPSCREW,HH,1/4-20 UNCx.75,GD8 ZN				
3	8050-222	48	WASHER,WROUGHT,1/4,STD,ZN				
4	0400-964	1	ALARM, BACKUP - 107 dB				
5	8040-366	44	NUT,HEX,NYLOCK,1/4-20 UNC,ZN				
6	2095-260	1	CATCH HOOD				
7	8040-606	2	NUT,HEX,NYLOCK,1/2-13 UNC,ZN				
8	7000-108	4	BUSHING				
9	8102-412	2	CAPSCREW,HH 1/2-13UNCx3.25 GD8				
10	3020-260	1	SCREEN BACK				
11	3020-351	4	LOCK PLATE GRILL				
12	3020-334	1	SCREEN TOP				
13	3030-044	1	SCREEN TOP				
14	0304-495	4	STUD,BALL,10MM STUD				
15	0200-232	2	SPRING,GAS ASSIST				
16	0090-137	2	BOLT 3/8" SHLDR x1/2"x5/16"-18				
17	0090-139	2	BUSHING PLASTIC .5 OD X .38 ID				
18	2095-273	2	SPRING TORSION HOOD LATCH LH				
19	2095-794	1	WLMT LATCH HOOD TOP				
20	2095-257	1	WLMT HOOD LATCH PIVOT				
21	3020-455	1	WLMT HOOD TOP COVER				
22	8102-225	2	CAPSCREW,HH,3/8-16 UNCx1.5,GD8,ZN				
23	8050-277	4	WASHER,WROUGHT,3/8,SAE,ZN				
24	8041-500	2	NUT,HEX,NYLOCK,3/8-16 UNC,				
25	3020-457	1	WLMT PANEL LH				
26	3030-252	1	SCREEN LH				
27	3030-253	1	SCREEN RH				
28	3020-458	1	WLMT PANEL RH				
29	8102-042	2	CAPSCREW, HH 1/4-20UNC 1" GD8				
30	0090-049	2	BUMPER RUBBER				
31	0403-503	4	BUSHING WELD HINGE 3-15/16 W/ GRS ZRK				
32	2095-698	4	WLMT HINGE REAR DOOR, RH				
33	0310-464	4	CLAMP,WIRE,1/2 RBC-1/2				
34	0201-628	2	SPACER,CLAMP				
35	8102-132	4	CAPSCREW,HH,5/16-18UNCx1.0 GD8 ,ZN				
36	2095-626	2	CHAIN REAR DOOR STOP				
37	3030-333	3	FOAM,STRIP,ADHESIVE BACK,1/8x3/8 P-8112 CLOSED				
38	3030-332	6	FOAM,STRIP,ADHESIVE BACK,1/8x3/8 P-8112 CLOSED				
39	3030-334	2	FOAM 1/8" 30"				



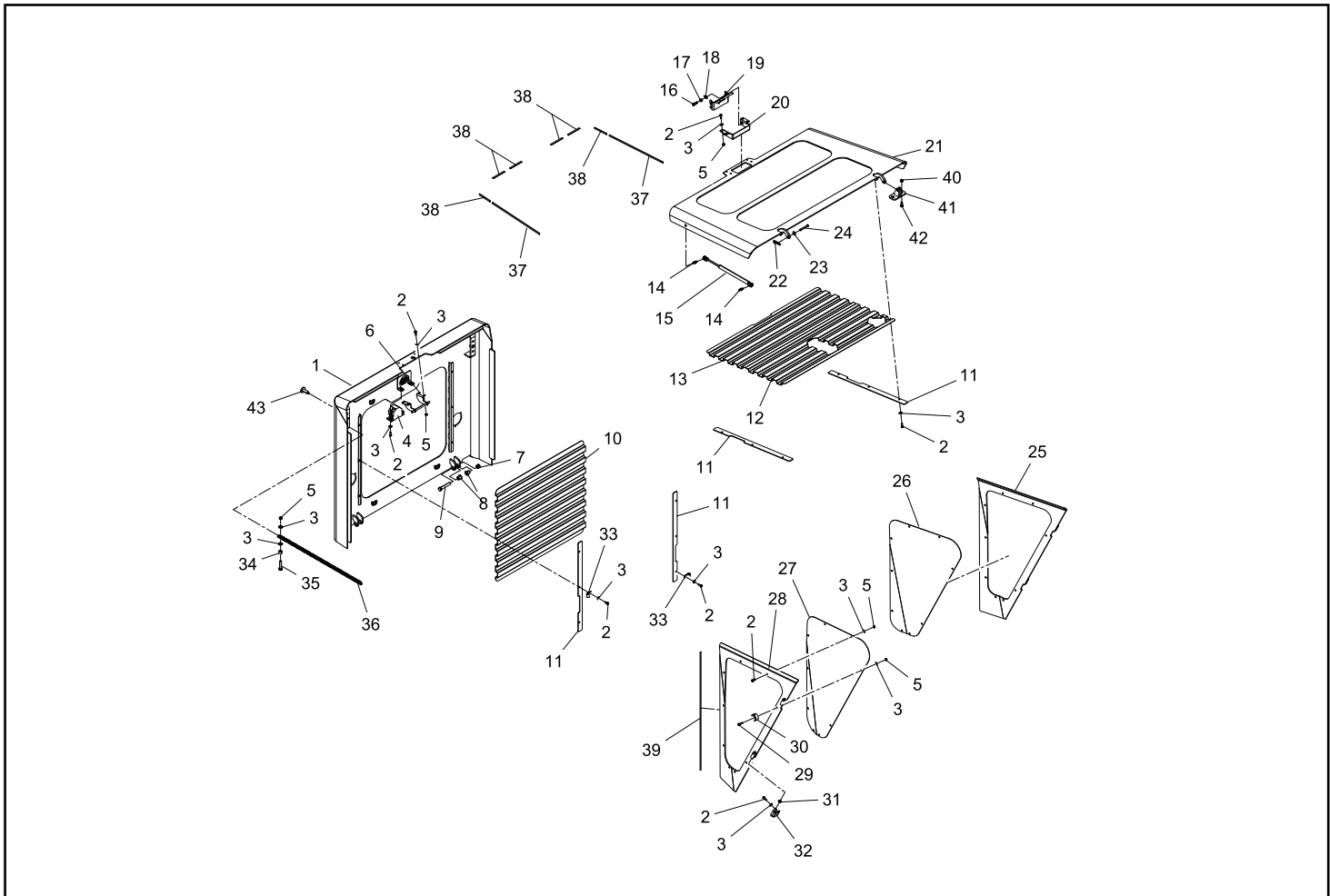
HOOD ASSEMBLY

RT-75 valid from 00733
R265T valid from 00249

Chapter 6

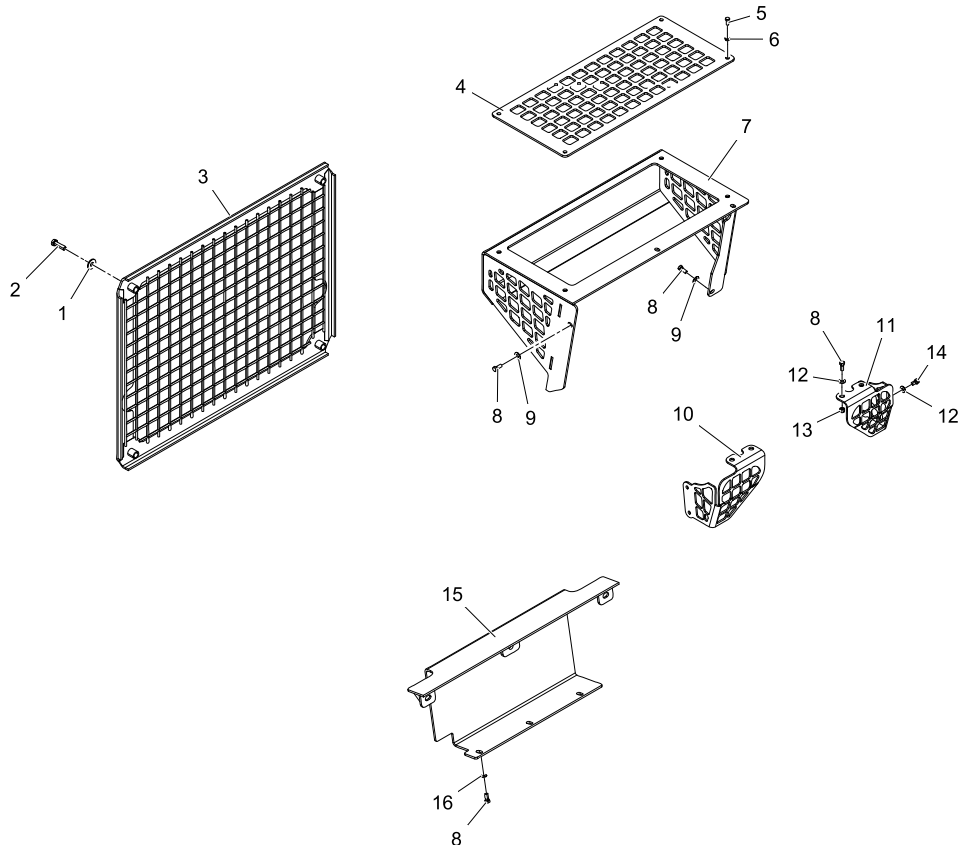
REF. NO.	PART NUMBER	QTY.	DESCRIPTION
1	3030-356	1	WLMT DOOR REAR
2	8102-040	40	CAPSCREW,HH,1/4-20 UNCx.75,GD8 ZN
3	8050-222	48	WASHER,WROUGHT,1/4,STD,ZN
4	0400-964	1	ALARM, BACKUP - 107 dB
5	8040-366	44	NUT,HEX,NYLOCK,1/4-20 UNC,ZN
6	2095-260	1	CATCH HOOD
7	8040-606	2	NUT,HEX,NYLOCK,1/2-13 UNC,ZN
8	7000-108	4	BUSHING
9	8102-411	2	CAPSCREW,HH,1/2-13 UNCx3.0,GD8
10	3020-260	1	SCREEN BACK
11	3020-351	4	LOCK PLATE GRILL
12	3020-334	1	SCREEN TOP
13	3030-044	1	SCREEN TOP
14	0304-495	4	STUD,BALL,10MM STUD
15	0200-232	2	SPRING,GAS ASSIST
16	0090-137	2	BOLT 3/8" SHLDR x1/2"x5/16"-18
17	0090-139	2	BUSHING PLASTIC .5 OD X .38 ID
18	2095-273	2	SPRING TORSION HOOD LATCH LH
19	2095-794	1	WLMT LATCH HOOD TOP
20	2095-257	1	WLMT HOOD LATCH PIVOT
21	3020-455	1	WLMT HOOD TOP COVER
22	0090-603	2	HAIRPIN COTTER PIN 1/8 X1.92"
23	8050-277	2	WASHER,WROUGHT,3/8,SAE,ZN
24	0090-682	2	PIN CLEVIS 3/8" x 1.5" ZINC
25	3020-457	1	WLMT PANEL LH
26	3030-252	1	SCREEN LH
27	3030-253	1	SCREEN RH
28	3020-458	1	WLMT PANEL RH
29	8102-042	2	CAPSCREW, HH 1/4-20UNC 1" GD8
30	0090-049	2	BUMPER RUBBER
31	0403-503	4	BUSHING WELD HINGE 3-15/16 W/ GRS ZRK
32	2095-698	4	WLMT HINGE REAR DOOR, RH
33	0310-464	4	CLAMP,WIRE,1/2 RBC-1/2
34	0201-628	2	SPACER,CLAMP
35	8102-132	4	CAPSCREW,HH,5/16-18UNCx1.0 GD8_ZN
36	2095-626	2	CHAIN REAR DOOR STOP
37	3030-333	2	FOAM,STRIP,ADHESIVE BACK,1/8x3/8 P-8112 CLOSED
38	3030-332	6	FOAM,STRIP,ADHESIVE BACK,1/8x3/8 P-8112 CLOSED
39	3030-334	2	FOAM 1/8" 30"
40	2035-344	4	NUT SERRATED FLANGE,3/8-16,UNC,WHIZLOCK,GD8

REF. NO.	PART NUMBER	QTY.	DESCRIPTION
41	3030-354	2	WLMT, TOP REAR HOOD HINGE
42	8111-224	4	BOLT,CARRIAGE,3/8-16UNCX1.25,GD8
43	0090-562	2	PLUG TREE STYLE 1" HEAD X 0.42 X 1.2



REF. NO.	PART NUMBER	QTY.	DESCRIPTION	REF. NO.	PART NUMBER	QTY.	DESCRIPTION
1	8050-347	4	WASHER,WROUGHT,1/2,STD,ZN				
2	8102-407	4	CAPSCREW,HH,1/2-13UNCx2.0,GD8,				
3	0404-550	1	WLMT DOOR GUARD				
4	2095-730	1	COVER CONDENSER GUARD				
5	8102-130	4	CAPSCREW,HH 5/16-18x3/4,GR8				
6	8051-272	4	WASHER,SPRING LOCK,3/8,ZN				
7	2095-725	1	WLMT CONDENSER GUARD				
8	8102-222	10	CAPSCREW,HH,3/8-16 UNCx1.0,GD8,ZN				
9	8050-282	3	WASHER,WROUGHT,3/8,STD,ZN				
10	2096-402	1	GUARD, LIGHT, RH				
11	2096-401	1	GUARD, LIGHT, LH				
12	8050-262	8	WASHER,WROUGHT,5/16,STD,ZN				
13	8040-486	8	NUT,HEX,NYLOCK,3/8-16 UNC,ZN				
14	8102-220	4	CAPSCREW,HH,3/8-16x0.75",GD8				
15	2040-295	1	WLMT GUARD QA				
16	8050-222	3	WASHER,WROUGHT,1/4,STD,ZN				

For kit information, please see page 10-1A



Chapter 7

Cab / Heating / Air Conditioning

7-1 Cab

RT-75 Serial # valid from - 00700 **7-1A**

R265T Serial # valid from - 00200 **7-1A**

7-2 Cab Interior / Headliner

RT-75 Serial # valid from - 00700 **7-2A**

R265T Serial # valid from - 00200 **7-2A**

RT-75 Serial # valid from - 00908 **7-2B**

R265T Serial # valid from - 00900 **7-2B**

7-3 Door / Windows

RT-75 Serial # valid from - 00700 **7-3A**

R265T Serial # valid from - 00200 **7-3A**

7-4 Poly Door (STD. RT-75 HD)

RT-75 Serial # 00700 - 01708 **7-4A**

R265T Serial # 00200 - 01708 **7-4A**

RT-75 Serial # valid from - 01709 **7-4B**

R265T Serial # valid from - 01709 **7-4B**

7-5 Wiper Assembly

RT-75 Serial # valid from - 00700 **7-5A**

R265T Serial # valid from - 00200 **7-5A**

7-6 Suspension Seat / Seat Belts

RT-75 Serial # 00700 - 01750 **7-6A**

R265T Serial # 00200 - 01750 **7-6A**

RT-75 Serial # valid from - 01751 **7-6B**

R265T Serial # valid from - 01751 **7-6B**

7-7 Standard Seat / Seat Belts

RT-75 Serial # valid from - 02000 **7-7A**

7-8 Heater

RT-75 Serial # valid from - 00700 **7-8A**

R265T Serial # valid from - 00200 **7-8A**

7-9 HVAC

RT-75 Serial # valid from - 00700 **7-9A**

R265T Serial # valid from - 00200 **7-9A**

7-10 Ductwork

RT-75 Serial # valid from - 00700 **7-10A**

R265T Serial # valid from - 00200 **7-10A**

*** Parts manuals are updated on a regular basis. Always refer to current online posted manuals to ensure you have the most up to date information prior to ordering parts.**

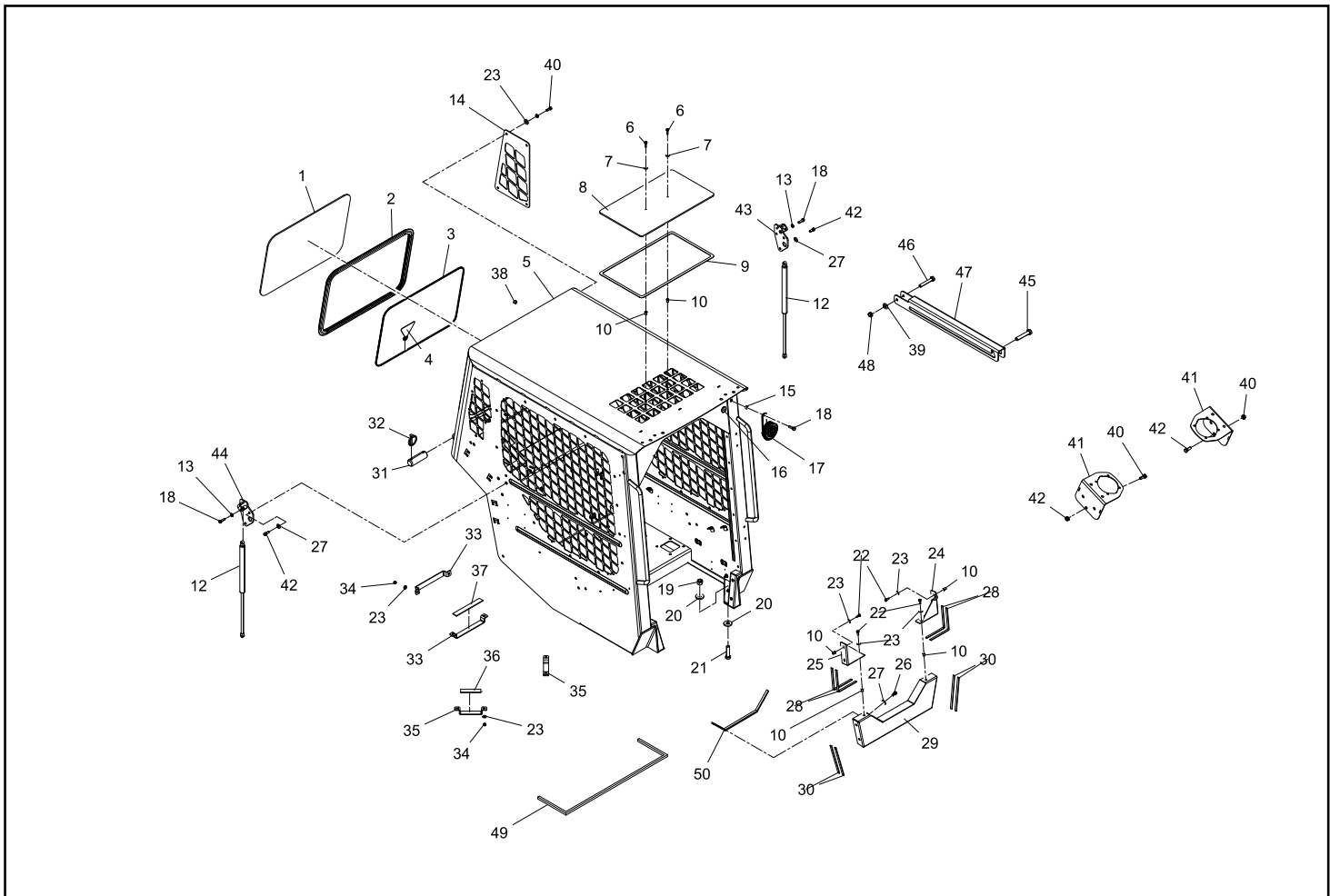
NOTE: Ordering parts that are painted requires a specific part number format. Please refer to page II of this manual for paint code and ordering information.

CAB

RT-75 valid from 00700
R265T valid from 00200

REF. NO.	PART NUMBER	QTY.	DESCRIPTION
1	2075-822	1	WINDOW REAR 16.25 X 23.25
2	2095-951	1	SEAL WINDOW
3	2095-952	1	ZIP WINDOW
4	0201-748	1	ASSY,TAG,EMERGENCY EXIT
5	2096-262	1	ROPS
6	8102-042	2	CAPSCREW, HH 1/4-20UNC 1" GD8
7	0090-325	2	WASHER 3/4"-5/16" RUBBER BONDED
8	2095-705	1	PANEL ROOF POLYCARBONATE
9	0090-526	1	SEAL, ROOF PANEL
10	0090-300	8	INSERT THREADED FLHD 1/4-20
11	8102-139	2	CAPSCREW, HH 5/16-18UNCx2.50 GD8
12	7005-900	2	SPRING GAS 1750N
13	8051-272	2	WASHER, SPRING LOCK, 3/8, ZN
14	7005-530	1	INSERT SIDE SCREEN
15	0201-628	1	SPACER, CLAMP
16	2075-638	1	GROMMET WEB
17	0304-478	1	HORN - 164-9425
18	8102-224	3	CAPSCREW, HH, 3/8-16UNCx1.25, GD8, ZN
19	8040-726	2	NUT, HEX, NYLOCK, 5/8-11 UNC, ZN
20	7010-463	4	PLATE STRUCTURAL CAB WASHER
21	0201-897	2	CAPSCREW, 5/8-11X2.5 GD8
22	8102-040	6	CAPSCREW, HH, 1/4-20 UNCx.75, GD8 ZN
23	8050-222	14	WASHER, WROUGHT, 1/4, STD, ZN
24	2096-297	1	PLATE DOOR FILLER
25	2095-582	1	PLATE DOOR FILLER
26	8102-220	4	CAPSCREW, HH, 3/8-16x0.75", GD8
27	8050-282	10	WASHER, WROUGHT, 3/8, STD, ZN
28	2095-878	8	SEAL CORNER
29	2096-398	1	WLMT FILLER TOE KICK
30	2095-877	4	SEAL TOE KICK
31	0090-430	2	PIN ROPS
32	0090-065	4	PIN LYNCH 3/16 DIA x 1 9/16
33	7000-468	2	CLAMP PILOT LINE SMALL
34	8040-366	8	NUT, HEX, NYLOCK, 1/4-20 UNC, ZN
35	7000-469	2	CLAMP PILOT LINE SMALL
36	7005-878	2	FOAM STRIP, ADHES BACK 4"
37	7005-879	2	FOAM STRIP, ADHES BACK 7.5"
38	2045-817	6	PLUG FINISHING .5
39	8050-247	1	WASHER, WROUGHT, 5/16, SAE, ZN
40	0314-269	10	NUT, FLANGE, TOPLK, 3/8-16UNC, GDG, ZN

REF. NO.	PART NUMBER	QTY.	DESCRIPTION
41	0200-600	2	MNTS JOYSTICK
42	8102-222	12	CAPSCREW, HH, 3/8-16 UNCx1.0, GD8, ZN
43	7010-553	1	MOUNT SPRING ROPS LH
44	7010-554	1	MOUNT SPRING ROPS RH
45	8102-410	1	CAPSCREW, HH 1/2-13UNCx2.75 GD8
46	8102-137	1	CAPSCREW, HH, 5/16-18UNCx2.0 GD8 ZN
47	3000-626	1	LOCKOUT CAB TIER IV
48	8041-457	1	NUT, NYLOCK, 5/16 - 18, THIN
49	0090-261	1	FOAM MEMORY 1.00 x 1.00 x 54"
50	2095-867	1	TRIM 19.5"



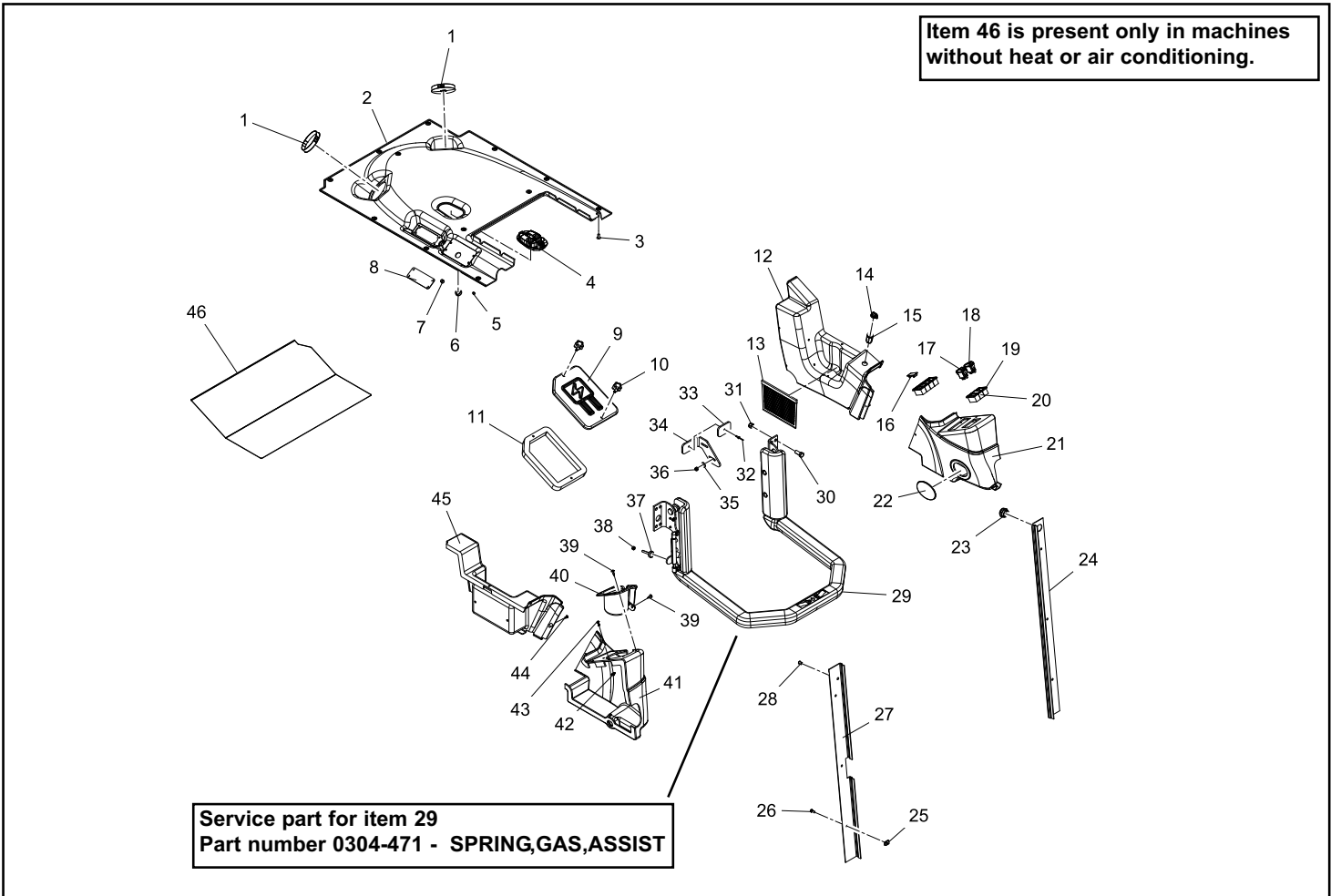
INTERIOR / HEADLINER

RT-75 valid from 00700
R265T valid from 00200

Chapter 7

REF. NO.	PART NUMBER	QTY.	DESCRIPTION
1	2095-687	2	PLUG, HOLE- 4.0"
2	2076-305	1	HEADLINER
3	0090-524	12	RETAINER PUSH TYPE .250 DIA
4	2075-637	1	LIGHT DOME
5	0200-317	4	PLUG,HOLE, 1/4"
6	2045-829	1	PLUG FINISHING 1
7	2045-817	1	PLUG FINISHING .5
8	2075-817	1	ESCHION HVAC CONTROL BLANK
9	2076-288	1	COVER FUSE PANEL
10	0090-521	2	KNOB 1/4-20 UNC 2A MALE
11	0090-547	1	FOAM MEMORY 1 X 1 X 34"
12	2095-711	1	PANEL REAR LH
13	2045-636	1	NET CARGO
14	0200-265	1	CAP,POWER SOURCE
15	0200-264	1	HOUSING,POWER SOURCE
16	0310-138	5	PLUG VHP-01
17	2045-413	1	SWITCH LOCKING PARK
18	0310-126	1	SWITCH, LIGHT
19	0310-136	4	FRAME END VME-01
20	0310-137	3	FRAME MID IMM-01
21	2095-614	1	PANEL FRONT LH
22	2075-222	1	PLUG HEATER VENT
23	0090-268	1	BUZZER
24	2095-511	1	COVER POST LH
25	0090-116	6	U-NUT 1/4-24
26	8102-040	6	CAPSCREW,HH,1/4-20 UNCX.75,GD8 ZN
27	2095-512	1	COVER POST RH
28	0090-300	1	INSERT THREADED FLHD 1/4-20
29	0304-019	1	ASSY,LAP BAR (SEE NOTE)
30	8102-404	4	CAPSCREW,HH 1/2-13UNCx1.25 GD8 ZN
31	8040-606	4	NUT,HEX,NYLOCK,1/2-13 UNC,ZN
32	8060-648	1	RIVET,BLIND,3/16 x .575
33	0200-321	1	PAD,RUBBER,W/ADHESIVE
34	7005-192	1	LAPBAR STOP, LH
35	8050-262	4	WASHER,WROUGHT,5/16,STD,ZN
36	8040-426	4	NUT,HEX,NYLOCK,5/16-18 UNC,ZN
37	0090-522	1	STOP LAPBAR
38	0300-485	1	NUT,HEX 5-16-18 UNC ZN
39	0090-305	6	RETAINER PUSH TYPE .250 DIA
40	2095-613	1	CUP HOLDER

REF. NO.	PART NUMBER	QTY.	DESCRIPTION
41	2095-598	1	PANEL FRONT RH
42	0090-163	20	NUT U 10-24 UNC
43	0090-117	20	CAPSCREW TH PH 10-24 X .75 SS
44	0090-128	2	SCREW TH PH 10-24 x 5 SS
45	2095-712	1	PANEL, REAR RH
46	2076-015	1	COVER ROPS FIREWALL



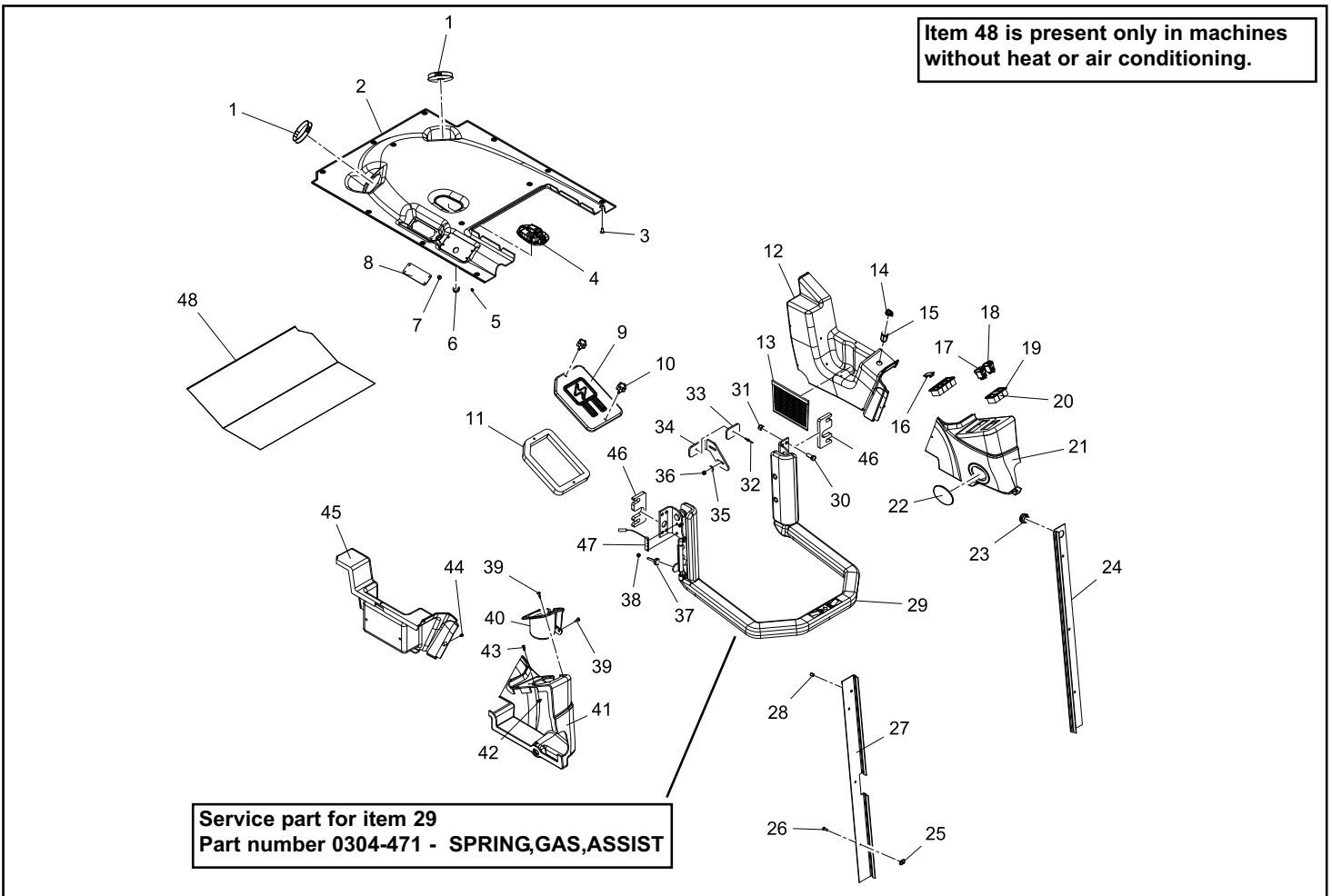
INTERIOR / HEADLINER

RT-75 valid from 00908
R265T valid from 00900

Chapter 7

REF. NO.	PART NUMBER	QTY.	DESCRIPTION
1	2095-687	2	PLUG, HOLE- 4.0"
2	2076-305	1	HEADLINER
3	0090-524	12	RETAINER PUSH TYPE .250 DIA
4	2075-637	1	LIGHT DOME
5	0200-317	4	PLUG,HOLE, 1/4"
6	2045-829	1	PLUG FINISHING 1
7	2045-817	1	PLUG FINISHING .5
8	2075-817	1	ESCHION HVAC CONTROL BLANK
9	2076-288	1	COVER FUSE PANEL
10	0090-521	2	KNOB 1/4-20 UNC 2A MALE
11	0090-547	1	FOAM MEMORY 1 X 1 X 34"
12	2095-711	1	PANEL REAR LH
13	2045-636	1	NET CARGO
14	0200-265	1	CAP,POWER SOURCE
15	0200-264	1	HOUSING,POWER SOURCE
16	0310-138	5	PLUG VHP-01
17	2045-413	1	SWITCH LOCKING PARK
18	0310-126	1	SWITCH, LIGHT
19	0310-136	4	FRAME END VME-01
20	0310-137	3	FRAME MID IMM-01
21	2095-614	1	PANEL FRONT LH
22	2075-222	1	PLUG HEATER VENT
23	0090-268	1	BUZZER
24	2095-511	1	COVER POST LH
25	0090-116	6	U-NUT 1/4-24
26	8102-040	6	CAPSCREW,HH,1/4-20 UNCX.75,GD8 ZN
27	2095-512	1	COVER POST RH
28	0090-300	1	INSERT THREADED FLHD 1/4-20
29	0304-019	1	ASSY,LAP BAR (SEE NOTE)
30	8102-405	4	CAPSCREW,HH 1/2-13UNCx1.5 GD8 ZN
31	8040-606	4	NUT,HEX,NYLOCK,1/2-13 UNC,ZN
32	8060-648	1	RIVET,BLIND,3/16 x .575
33	0200-321	1	PAD,RUBBER,W/ADHESIVE
34	7005-192	1	LAPBAR STOP, LH
35	8050-262	4	WASHER,WROUGHT,5/16,STD,ZN
36	8040-426	4	NUT,HEX,NYLOCK,5/16-18 UNC,ZN
37	0090-522	1	STOP LAPBAR
38	0300-485	1	NUT,HEX 5-16-18 UNC ZN
39	0090-305	6	RETAINER PUSH TYPE .250 DIA
40	2095-613	1	CUP HOLDER

REF. NO.	PART NUMBER	QTY.	DESCRIPTION
41	2095-598	1	PANEL FRONT RH
42	0090-163	20	NUT U 10-24 UNC
43	0090-117	20	CAPSCREW TH PH 10-24 X .75 SS
44	0090-128	2	SCREW TH PH 10-24 x 5 SS
45	2095-712	1	PANEL, REAR RH
46	7071-822	2	SPACER LAPBAR
47	0304-473	1	SENSOR,SWITCH,LAPBAR
48	2076-015	1	COVER ROPS FIREWALL

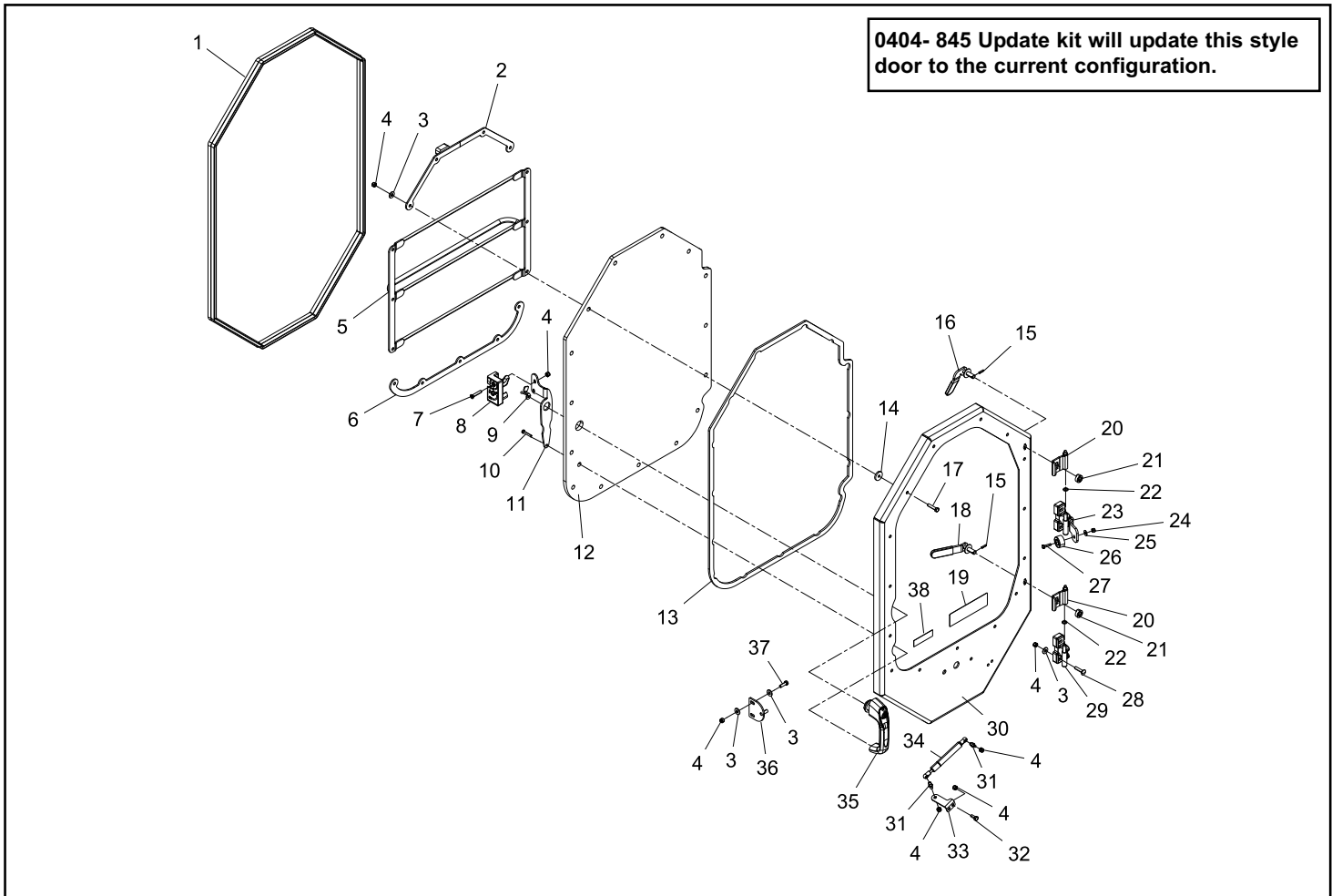


POLY DOOR (RT-75 HD STD.)

**RT-75 00700 - 01708
R265T 00200 - 01708**

Chapter 7

REF. NO.	PART NUMBER	QTY.	DESCRIPTION	REF. NO.	PART NUMBER	QTY.	DESCRIPTION
1	2096-636	1	EDGE TRIM SEAL, POLY DOOR				
2	2076-256	1	RETAINER POLY UPPER DOOR FORESTRY				
3	8050-262	23	WASHER, WROUGHT, 5/16, STD, ZN				
4	8040-426	26	NUT, HEX, NYLOCK, 5/16-18 UNC, ZN				
5	2076-254	1	RETAINER POLY W/ HANDLE DOOR FORESTRY				
6	2096-631	1	POLY RETAINER BOTTOM				
7	0090-257	2	SCREW FH PH 5/16 x 1.75 ZN				
8	2075-407	1	HANDLE INSIDE				
9	0404-584	1	CATCH DOOR LATCH				
10	0310-517	1	CAPSCREW, HH, M6x1.0x35, 91280A340				
11	2076-253	1	HANDLE INTERIOR DOOR FORESTRY				
12	2096-629	1	PANEL, POLY DOOR				
13	2096-630	1	SEAL, POLY DOOR				
14	2045-522	15	WASHER MOUNTING DOOR				
15	0090-345	2	PIN ROLL 3/16 X 3/4				
16	2076-406	1	CLAMP HANDLE OFFSET FORESTRY DOOR				
17	8102-135	15	CAPSCREW, HH, 5/16-18X1.50ZN, GD8				
18	2076-264	1	CLAMP HANDLE DOOR FORESTRY				
19	2076-411	1	DECAL EMERGENCY EXIT				
20	2076-257	2	WELDMENT HINGE UPPER DOOR FORESTRY				
21	0090-642	2	CAM LOCK DOOR				
22	2076-259	2	WASHER HINGE DOOR				
23	2076-412	1	HINGE W/STOP DOOR FORESTRY				
24	8040-366	1	NUT, HEX, NYLOCK, 1/4-20 UNC, ZN				
25	8050-222	1	WASHER, WROUGHT, 1/4, STD, ZN				
26	0090-049	1	BUMPER RUBBER				
27	8102-042	1	CAPSCREW, HH 1/4-20UNC 1" GD8				
28	8011-135	4	BOLT, CARRIAGE, 5/16-18 UNCx1.50, ZN				
29	2076-258	1	WELDMENT HINGE LOWER DOOR				
30	2096-635	1	WELDMENT, POLY DOOR				
31	0304-495	2	STUD, BALL, 10MM STUD				
32	8102-130	2	CAPSCREW, HH 5/16-18x3/4, GR8				
33	2076-260	1	MOUNT DOOR SPRING DOOR FORESTRY				
34	2097-255	1	SPRING GAS ASSIST				
35	2075-406	1	HANDLE PUSH BUTTON				
36	7005-800	1	WLMT CATCH PLATE				
37	8102-132	2	CAPSCREW, HH, 5/16-18UNCx1.0 GD8 ,ZN				
38	2030-635	2	DECAL, NOTICE, WIPER, DRY CONDITIONS				

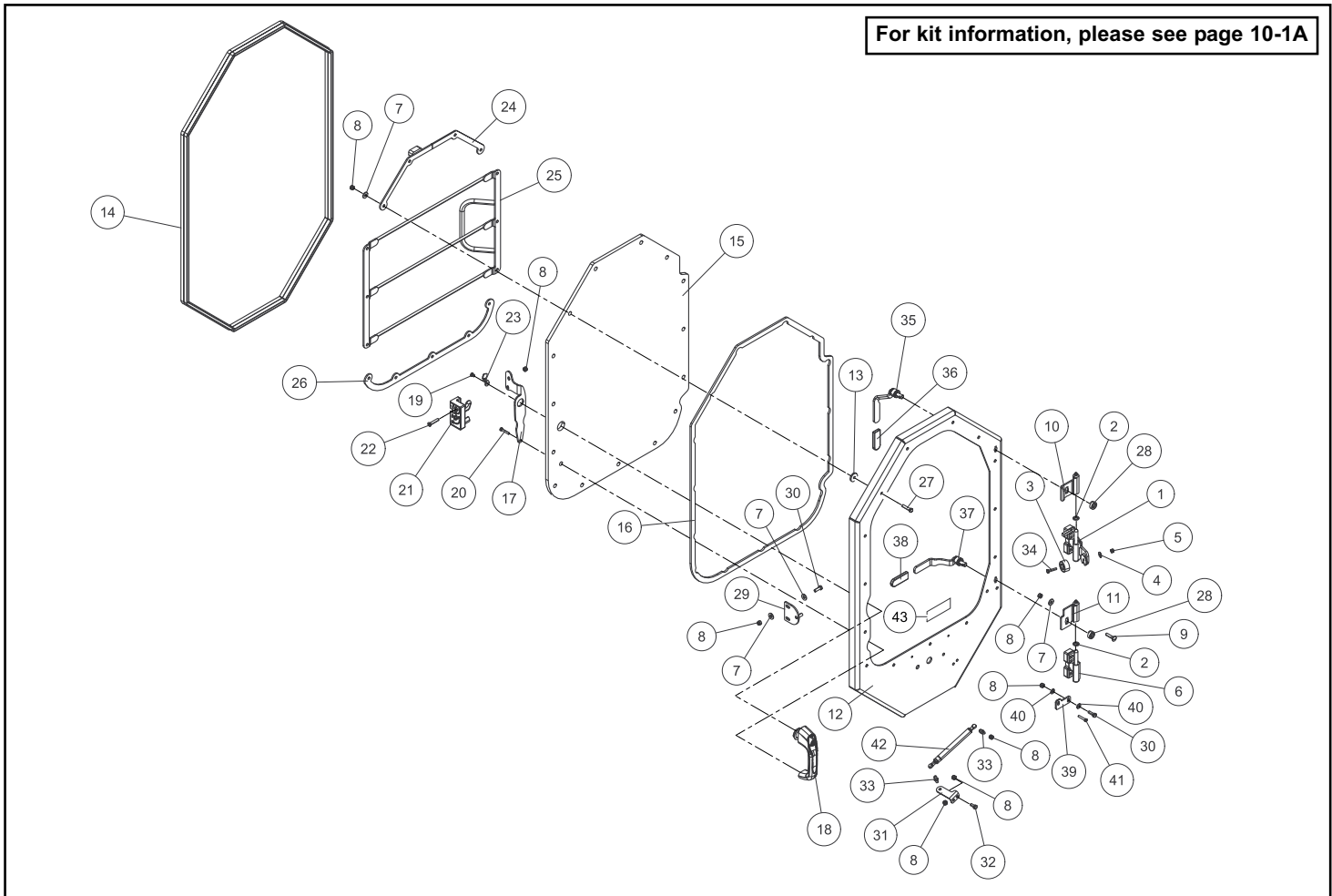


POLY DOOR (RT-75 HD STD.)

**RT-75 valid from 01709
R265T valid from 01709**

REF. NO.	PART NUMBER	QTY.	DESCRIPTION
1	2097-145	1	HINGE W/ STOP, FORESTRY DOOR
2	2097-185	2	13MM HINGE BUSHING
3	0090-049	1	BUMPER RUBBER
4	8050-222	1	HARDENED WASHER,FLAT,1/4,USS
5	8040-366	1	NUT,HEX,NYLOCK,1/4-20,UNC
6	2097-144	1	WELDMENT HINGE LOWER
7	8050-262	23	HARDENED WASHER,FLAT,5/16,USS
8	8040-426	28	NUT,HEX,NYLOCK,5/16-18,UNC
9	8011-135	4	BOLT, CARRIAGE, 5/16-18 X 1.50
10	2097-201	1	WLMT, HINGE, DOOR, FORESTRY, UPPER
11	2097-244	1	WLMT, HINGE, BOTTOM
12	2096-635	1	WELDMENT, POLY DOOR
13	2045-522	15	WASHER MOUNTING DOOR HANDLE
14	2096-636	1	EDGE TRIM SEAL, POLY DOOR
15	2096-629	1	PANEL, POLY DOOR
16	2096-630	1	SEAL, POLY DOOR
17	2076-253	1	MOUNT DOOR HANDLE
18	2075-406	1	HANDLE, PUSH BUTTON
19	0090-622	1	SCREW, MACH, PH PAN HD, M6-1.0 X 10MM CL ZNC
20	0310-517	1	M6-1.0x30
21	2075-407	1	HANDLE INSIDE
22	0090-257	2	SCREW FH PH 5/16 x 1.75 ZN
23	0404-584	1	CATCH, DOOR LATCH
24	2076-256	1	WLMT POLY RETAINER UPPER
25	2097-208	1	POLY RETAINER W/ HANDLE
26	2096-631	1	POLY RETAINER BOTTOM
27	8102-135	14	CAPSCREW,HH,5/16-18UNCx1.50,GD8
28	0090-734	2	CAM, DOOR LOCK
29	7005-800	1	WLMT, CATCH PLATE
30	8102-132	3	CAPSCREW,HH,5/16-18UNCx1.0,GD8
31	2076-260	1	DOOR SPRING MOUNT
32	8102-130	2	CAPSCREW,HH,5/16-18UNCx.75,GD8
33	0304-495	2	STUD,BALL,10MM STUD
34	8102-044	1	CAPSCREW,HH,1/4-20x1.25
35	2097-218	1	ASSY, RELEASE HANDLE, 45 DEGREE
36	2076-487	1	SLEEVE DOOR HANDLE RED
37	2097-219	1	ASSY, RELEASE HANDLE, OFFSET
38	2076-487	1	SLEEVE DOOR HANDLE RED
39	2097-245	1	STOP, HINGE, BOTTOM
40	8050-247	3	HARDENED WASHER,FLAT,5/16,SAE

REF. NO.	PART NUMBER	QTY.	DESCRIPTION
41	8102-136	1	CAPSCREW,HH,5/16-18UNCx1.75,GD8
42	2097-255	1	SPRING, GAS ASSIST
43	2076-411	1	DECAL EMERGENCY EXIT



WIPER ASSEMBLY

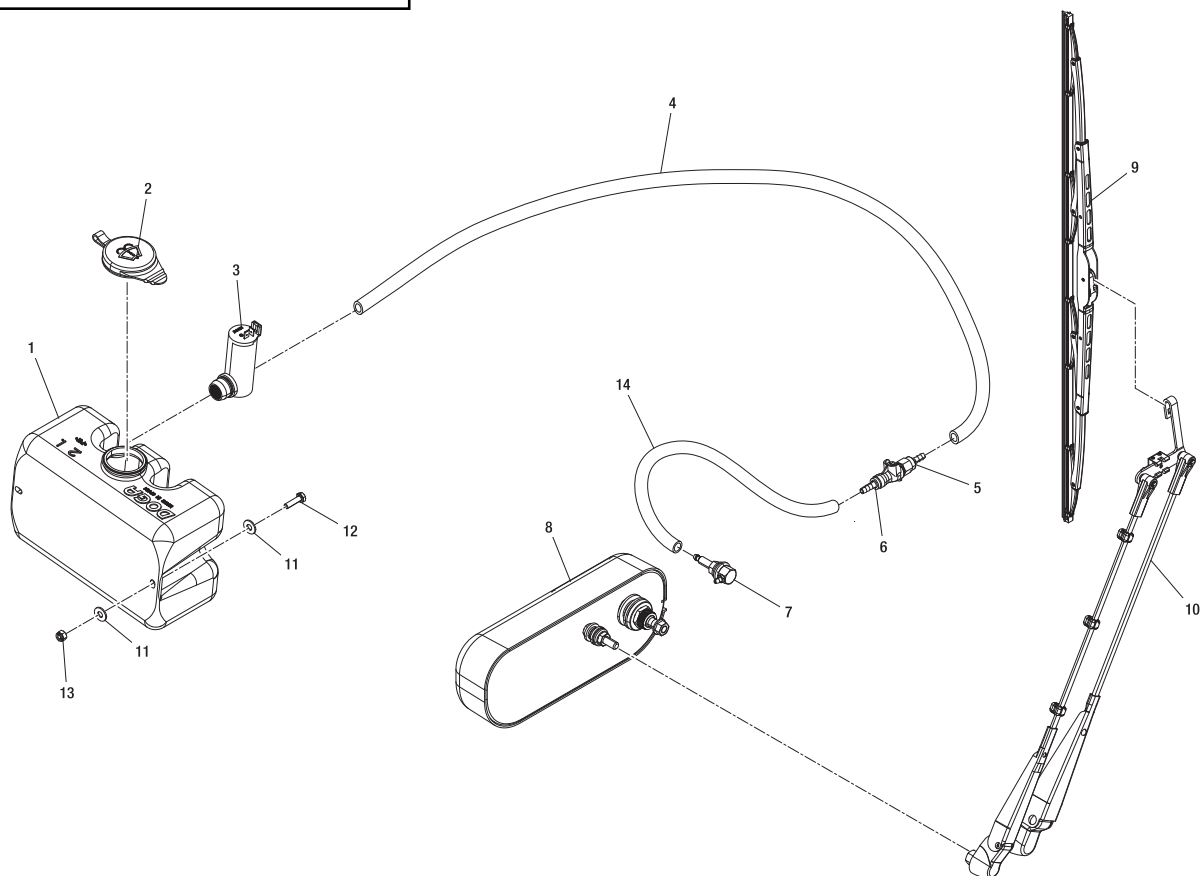
RT-75 valid from 00700

R265T valid from 00200

Chapter 7

REF. NO.	PART NUMBER	QTY.	DESCRIPTION	REF. NO.	PART NUMBER	QTY.	DESCRIPTION
1	0404-271	1	BOTTLE WASHER 2.1L 1 PUMP				
2	0404-436	1	CAP, BOTTLE WASHER				
3	0403-713	1	PUMP WASHER RESERVOIR				
4	0404-541	1	HOSE, 72"				
5	0403-756	1	COUPLER MALE WASHER LINE				
6	0403-757	1	COUPLER FEMALE WASHER LINE				
7	0403-998	1	CONNECTOR 90° ELBOW METAL				
8	0404-259	1	MOTOR WIPER RH 12v w/ COVER				
9	0404-261	1	BLADE WIPER 600 mm				
10	0404-260	1	ARM WIPER PANTGRAPH 450mm				
11	8050-222	4	WASHER, WROUGHT, 1/4, STD, ZN				
12	8102-040	2	CAPSCREW, HH, 1/4-20 UNC x .75, GD8 ZN				
13	8040-366	2	NUT, HEX, NYLOCK, 1/4-20 UNC, ZN				
14	0404-542	1	HOSE, 6"				

For kit information, please see page 10-1A



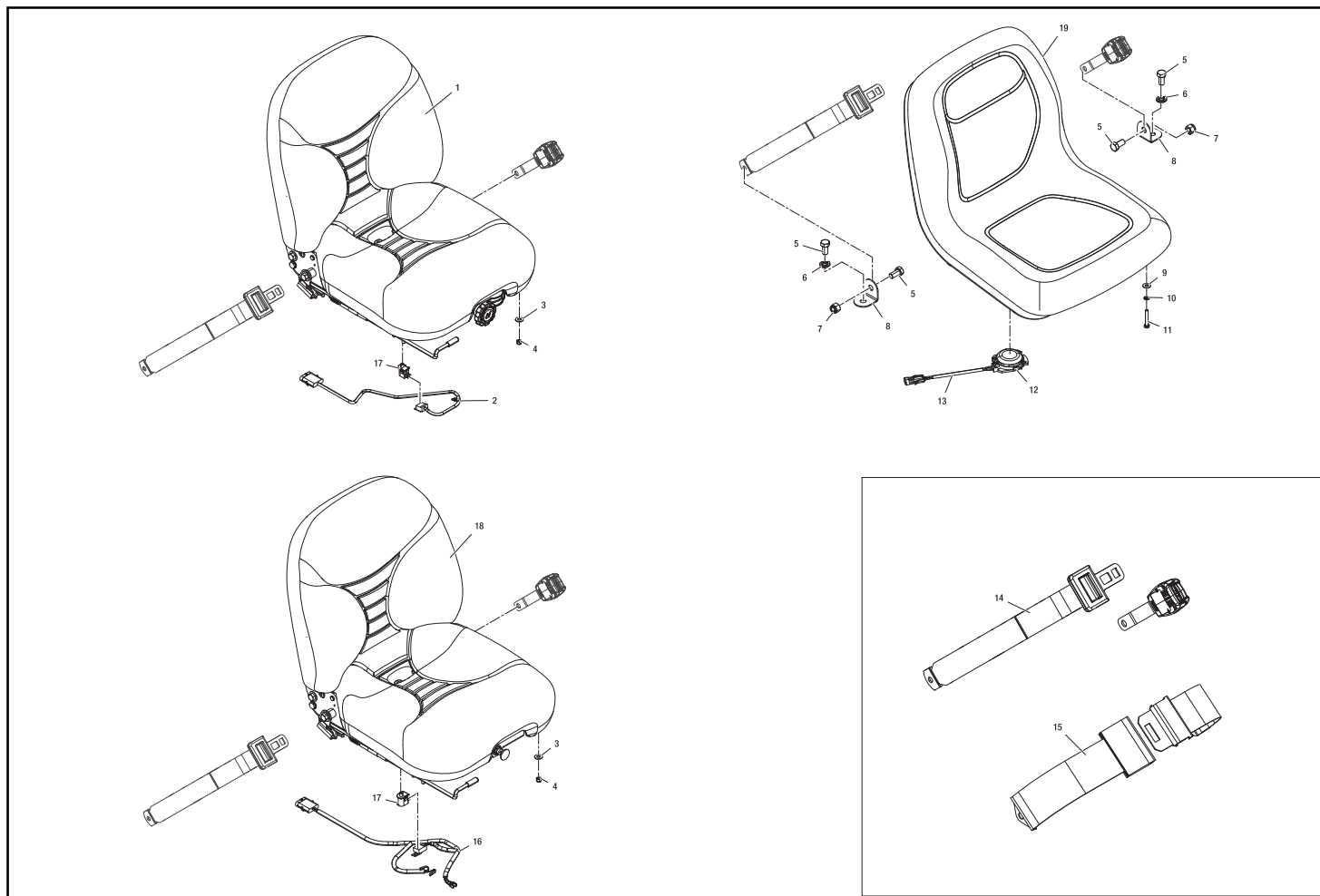
SEAT / SEATBELTS

RT-75 00700 - 01750
R265T 00200 - 01750

Chapter 7

REF. NO.	PART NUMBER	QTY.	DESCRIPTION
1	3000-043	1	SEAT, SUSPENSION MECHANICAL
2	3000-691	1	HARNESS, SEAT SWITCH
3	8050-262	4	WASHER, WROUGHT, 5/16, STD, ZN
4	8040-426	4	NUT, HEX, NYLOCK, 5/16-18 UNC, ZN
5	8102-402	4	CAPSCREW, HH 1/2-13 UNCx1.0 GD8
6	8051-332	2	WASHER, SPRING LOCK, 1/2, ZN
7	8040-606	2	NUT, HEX, NYLOCK, 1/2-13 UNC, ZN
8	2075-163	2	MOUNT SEAT BELT LOWER
9	8050-222	4	WASHER, WROUGHT, 1/4, STD, ZN
10	8051-212	4	WASHER, SPRING LOCK, 1/4, ZN
11	8102-046	4	CAPSCREW, HH, 1/4-20UNCx1.75, GD8
12	2010-127	1	SWITCH, SEAT (NEW STYLE)
13	0304-662	1	HARNESS, SWITCH, SEAT
14	2076-409	1	BELT SEAT 2" ADJUSTABLE
15	2076-410	1	BELT SEAT 3" ADJUSTABLE
16	3000-692	1	HARNESS, SEAT SWITCH AIR RIDE
17	3000-690	1	SWITCH, SEAT
18	3000-044	1	SEAT, SUSPENSION AIR RIDE
19	0304-045	1	SEAT

REF. NO.	PART NUMBER	QTY.	DESCRIPTION



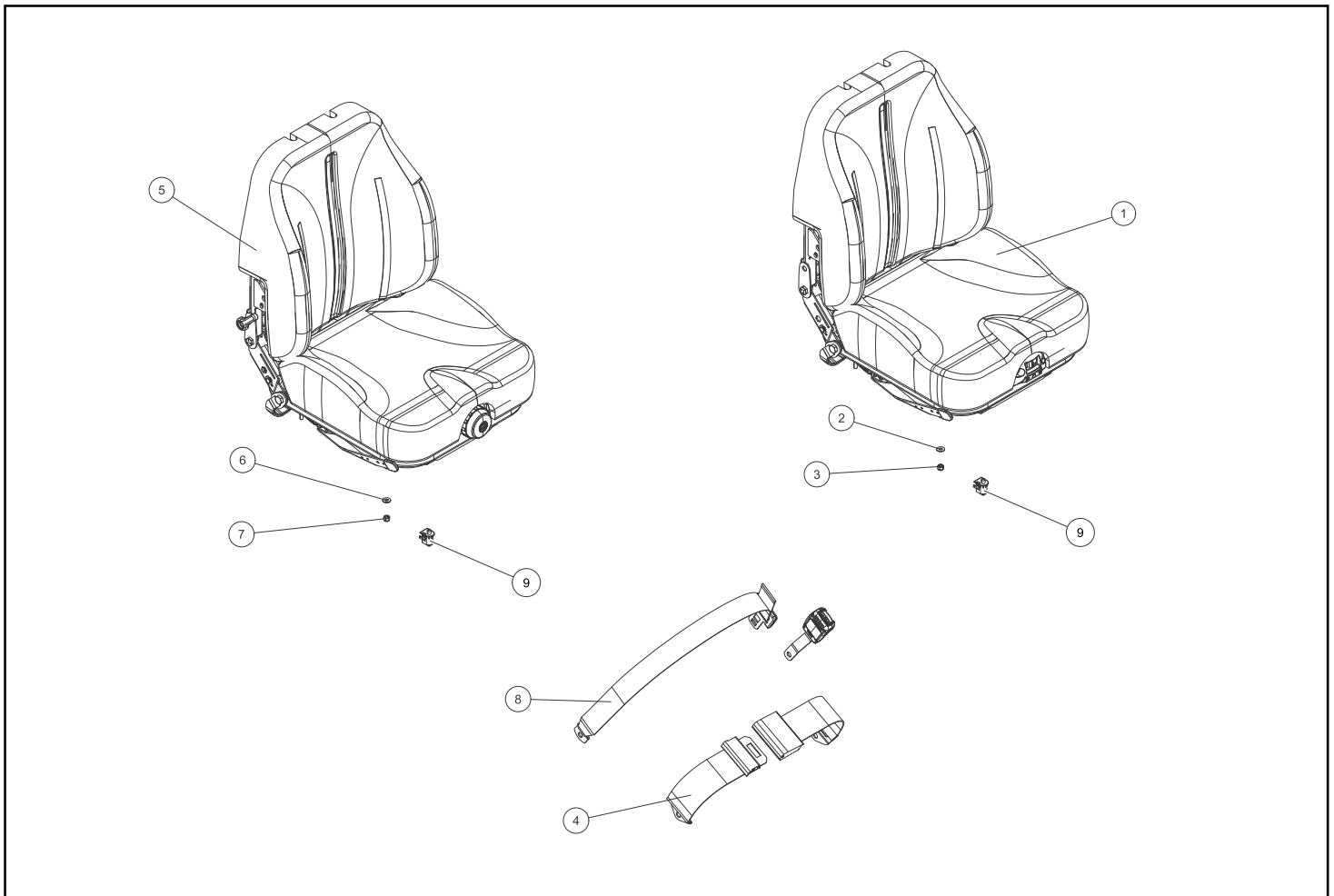
SUSPENSION SEAT / SEATBELTS

RT-75 valid from 01751
R265T valid from 01751

Chapter 7

REF. NO.	PART NUMBER	QTY.	DESCRIPTION
1	2017-392	1	SEAT, AIR RIDE
2	8050-222	4	WASHER, FLAT, 1/4, STD
3	8040-426	4	NUT, HEX, NYLOCK, 5/16-18, UNC
4	2076-410	1	BELT SEAT 3 ADJUSTABLE
5	2017-391	1	SEAT, MECHANICAL
6	8050-222	4	WASHER, FLAT, 1/4, STD
7	8040-426	4	NUT, HEX, NYLOCK, 5/16-18, UNC
8	2076-666	1	BELT, 2 SEAT
9	2014-839	1	SWITCH, SEAT

REF. NO.	PART NUMBER	QTY.	DESCRIPTION



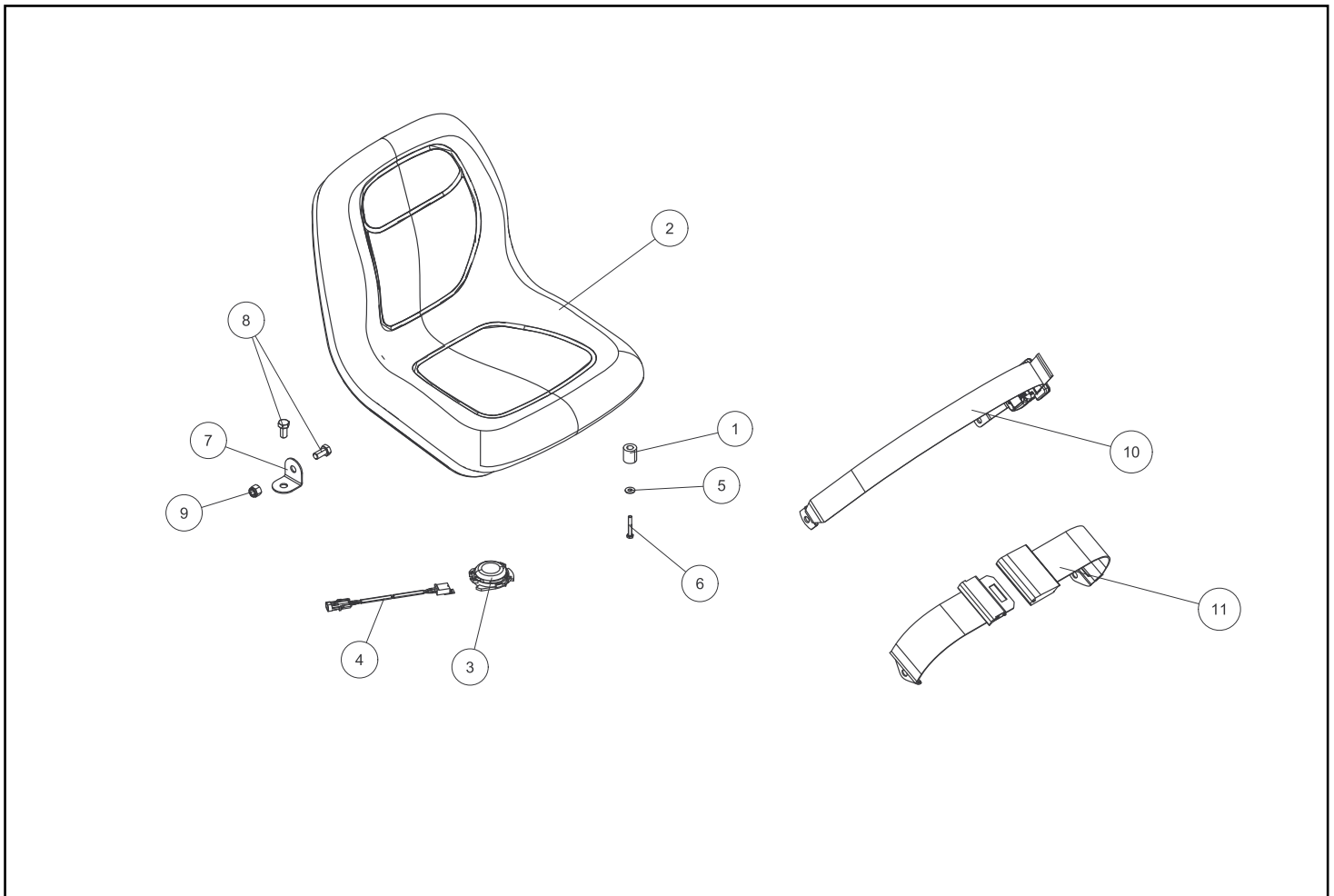
STANDARD SEAT / SEATBELTS

RT-75 valid from 02000

Chapter 7

REF. NO.	PART NUMBER	QTY.	DESCRIPTION
1	7005-469	4	SPACER
2	0304-045	1	SEAT
3	2010-127	1	SWITCH,SEAT (NEW STYLE)
4	0304-662	1	HARNESS,SWITCH,SEAT
5	8050-222	4	HARDENED WASHER,FLAT,1/4,USS
6	8102-046	4	CAPSCREW,HH,1/4-20UNCx1.75,GD8
7	2075-163	2	MOUNT, SEAT BELT - LOWER
8	8102-402	4	CAPSCREW,HH,1/2-13x1.00
9	8040-606	2	NUT,HEX,NYLOCK,1/2-13,UNC
10	2076-666	1	BELT, 2 SEAT
11	2076-410	1	BELT SEAT 3 ADJUSTABLE

REF. NO.	PART NUMBER	QTY.	DESCRIPTION

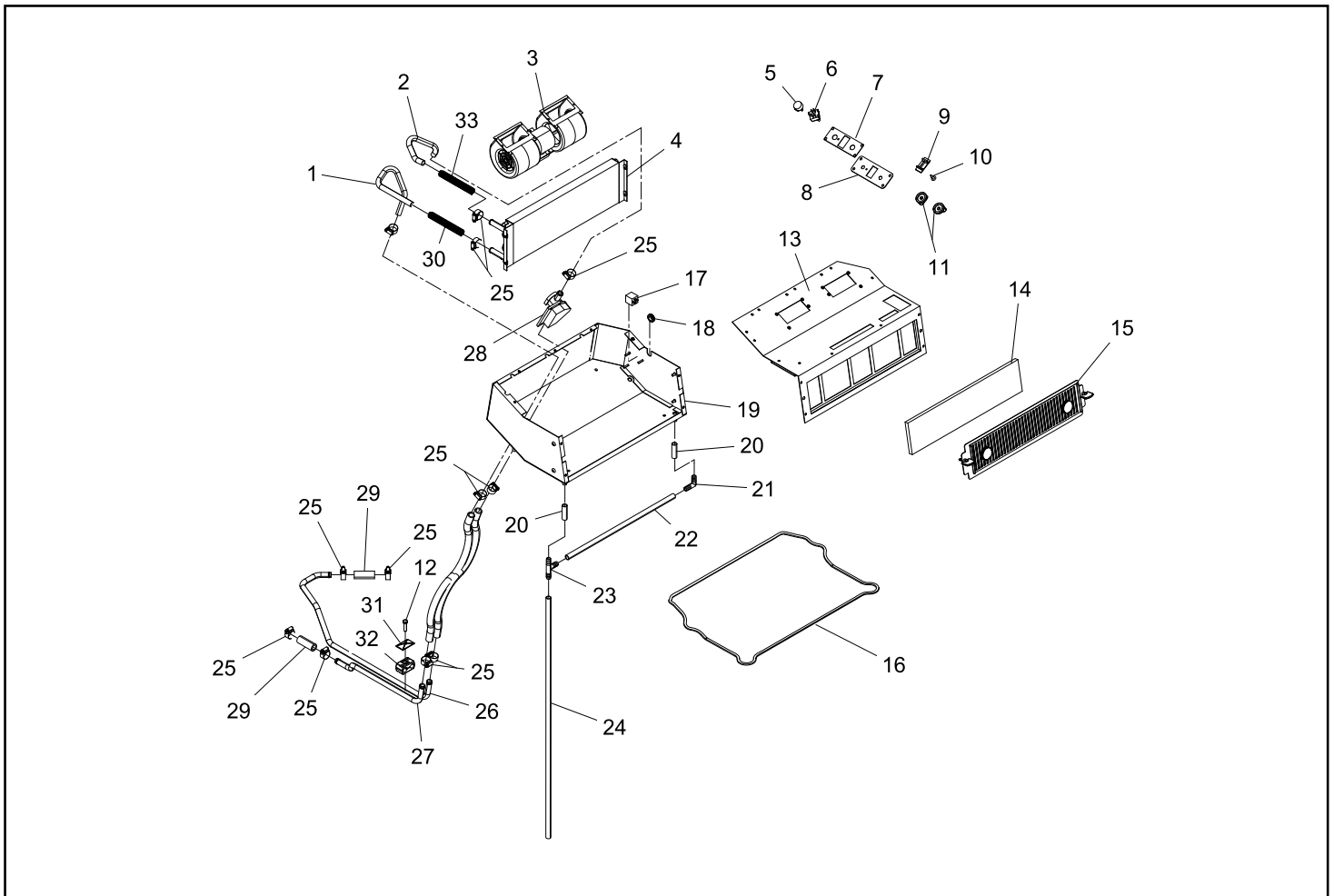


HEATER (OPTIONAL)

RT-75 valid from 00700
R265T valid from 00200

Chapter 7

REF. NO.	PART NUMBER	QTY.	DESCRIPTION	REF. NO.	PART NUMBER	QTY.	DESCRIPTION
1	3030-375	1	HOSE, HEATER OUT				
2	3030-376	1	HOSE, HEATER IN				
3	2045-903	1	BLOWER				
4	2095-631	1	HEATER COIL				
5	2095-874	1	CONTROLLER TEMP				
6	2045-899	1	SWITCH 3 SPEED				
7	2095-876	1	DECAL PLATE HVAC CONTROL				
8	2095-875	1	PLATE HVAC CONTROL				
9	0310-138	1	PLUG VHP-01 INDEX # 390-09002-001				
10	0090-305	4	RETAINER PUSH TYPE .250 DIA				
11	2095-873	2	KNOB PERRIN HVAC CONTROL				
12	8102-134	1	CAPSCREW,HH,5/16-18UNCx1.25GD8 ZN				
13	2095-679	1	EVAPORATOR LID WA				
14	2095-637	1	CUT FILTER FOAM				
15	2095-975	1	RECIRC COVER ADJUSTABLE				
16	0090-714	1	1/4 x 1/4 ACRYLIC PSA BACKED FOAM, 68" LONG				
17	2095-676	1	RELAY 12V-50A SPDT				
18	2095-677	1	GROMMET 7/8 x 5/8				
19	2095-680	1	EVAPORATOR HOUSING WA				
20	2095-684	2	TUBING 2" PVC - 5/8" OD X 1/2" ID				
21	0090-361	1	ELBOW 1/2 X 90° NYLON				
22	2095-685	1	TUBING 18.5" PVC - 5/8" OD X 1/2" ID				
23	0090-360	1	TEE 1/2 X 90° NYLON				
24	2095-686	1	TUBING 36" PVC - 5/8" OD X 1/2" ID				
25	0315-103	10	CLAMP, HOSE, #10				
26	3030-264	1	TUBE HEATER PRESSURE				
27	3030-263	1	TUBE HEATER RETURN				
28	2096-483	1	VALVE, HEATER				
29	7012-229	2	HOSE, HEATER, ENGINE TO TUBE				
30	3030-377	1	SPRING OUT				
31	0310-584	1	PLATE, COVER TCP-T2 TCP-T2				
32	0310-831	1	CLAMP, SET, T2062-PP BEHRINGER				
33	3030-378	1	SPRING IN				

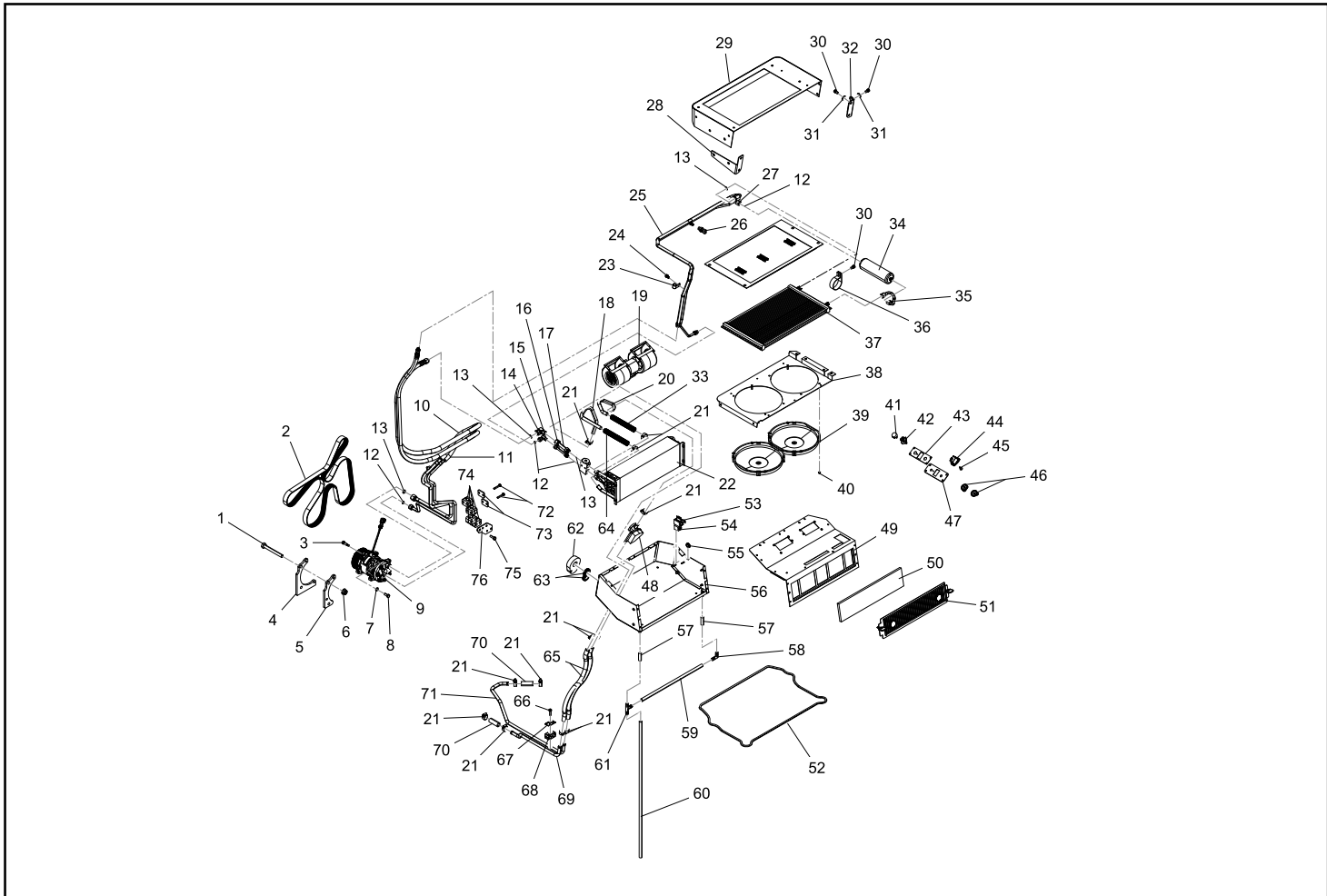


AIR CONDITIONING (OPTIONAL)

RT-75 valid from 00700
R265T valid from 00200

REF. NO.	PART NUMBER	QTY.	DESCRIPTION
1	0310-479	2	CAPSCREW,HH M10x1.50x90, GR 8
2	3030-112	1	BELT, SERPENTINE, AC 103"
3	0090-631	2	BOLT M10 X 25 mm SHOULDER x M8-1.25 BLACK OXIDE
4	3030-139	1	PLATE, AC ADAPTOR, FRONT
5	3030-102	1	PLATE, AC ADAPTOR
6	0314-512	2	NUT,FLANGE,TOPLock,M10X1.50
7	0090-104	2	WASHER .402 x .728 x .098 HARD
8	2045-458	2	CAPSCREW FERRY M10 x 1.5 x 25MM
9	3030-111	1	COMPRESSOR, SANDEN 4 EAR, 8 V GROOVE
10	3030-257	1	ASSY LINE AC-10
11	3030-110	1	AC LINE, #8 75.5", W/SERVICE PORT
12	2046-251	4	O-RING # 8 GREEN
13	2076-188	4	O-RING # 6 ACOR
14	2075-980	1	ADAPTOR NO.10 90^
15	2075-981	1	ADAPTOR NO.6 90^
16	2095-630	1	ASSEMBLY TUBE #10
17	2095-629	1	ASSEMBLY TUBE #6
18	3030-375	1	HEATER HOSE, OUT
19	2045-903	1	BLOWER
20	3030-376	1	HEATER HOSE, IN
21	0315-103	12	CLAMP, HOSE, #10
22	2095-636	1	ASSY EVAPORATOR COIL
23	0310-465	1	CLAMP,WIRE,5/8,RBC-5/8
24	0302-537	1	SCREW,HWH,TAPPING,5/16-18x3/4,
25	2095-553	1	ASSY TUBE NO 8 OUTLET
26	2045-889	1	SWITCH PRESSURE LOW
27	2095-552	1	ASSY TUBE NO 6 OUTLET
28	2076-519	1	WLMT MOUNT ROPS RH
29	2095-546	1	WLMT CONDENSER HOUSING
30	8102-220	8	CAPSCREW,HH,3/8-16x0.75",GD8
31	8050-282	8	WASHER,WROUGHT,3/8,STD,ZN
32	2076-482	1	MOUNT CONDENSOR LH HVAC
33	3030-378	1	SPRING IN
34	2095-550	1	RECIEVER DRYER
35	2095-551	1	TUBE OUTLET CONDENSER
36	2095-549	1	CLAMP RECIEVER DRYER
37	2095-547	1	CONDENSER
38	2095-548	1	CONDENSER FAN PLATE
39	2076-170	2	FAN A/C CONDENSOR
40	0314-512	8	NUT,FLANGE,TOPLock,M10X1.50

REF. NO.	PART NUMBER	QTY.	DESCRIPTION
41	2095-874	1	CONTROLLER TEMP
42	2045-899	1	SWITCH 3 SPEED
43	2095-876	1	DECAL PLATE HVAC CONTROL
44	2076-241	1	SWITCH A/C
45	0090-305	4	RETAINER PUSH TYPE .250 DIA
46	2095-873	2	KNOB PERRIN HVAC CONTROL
47	2095-875	1	PLATE HVAC CONTROL
48	2096-483	1	VALVE, HEATER
49	2095-679	1	EVAPORATOR LID WA
50	2095-637	1	CUT FILTER FOAM
51	2095-975	1	RECIRC COVER ADJUSTABLE
52	0090-714	1	1/4 x 1/4 ACRYLIC PSA BACKED FOAM, 68" LONG
53	2095-673	1	CONTROL COLD
54	2095-676	1	RELAY 12V-50A SPDT
55	2095-677	1	GROMMET 7/8 x 5/8
56	2095-680	1	EVAPORATOR HOUSING WA
57	2095-684	2	TUBING 2" PVC - 5/8" OD X 1/2" ID
58	0090-361	1	ELBOW 1/2 X 90^ NYLON
59	2095-685	1	TUBING 18.5" PVC - 5/8" OD X 1/2" ID
60	2095-686	1	TUBING 36" PVC - 5/8" OD X 1/2" ID
61	0090-360	1	TEE 1/2 X 90^ NYLON
62	0090-546	1	FOAM MEMORY 1.00 X 1.00 X 10"
63	2095-678	2	GROMMET 1.25 x .875 (.12)
64	3030-377	1	SPRING, OUT
65	3030-275	2	HOSE HEATER
66	8102-134	1	CAPSCREW,HH,5/16-18UNCx1.25GD8 ZN
67	0310-584	1	PLATE,COVER TCP-T2 TCP-T2
68	0310-831	1	CLAMP, SET, T2062-PP BEHRINGER
69	3030-263	1	TUBE HEATER RETURN
70	7012-229	2	HOSE, HEATER, ENGINE TO TUBE
71	3030-264	1	TUBE HEATER PRESSURE
72	8102-045	8	CAPSCREW,HH,1/4-20x1.5"ZN GD8
73	0201-224	2	COVER,CLAMP,COP-2
74	0201-223	4	CLAMP,SET,2062-PP
75	0300-211	1	CAPSCREW,M8 x 1.25 x 25MM LG
76	3030-260	1	PLATE MNT AC UPPER
77	3030-378	1	SPRING IN

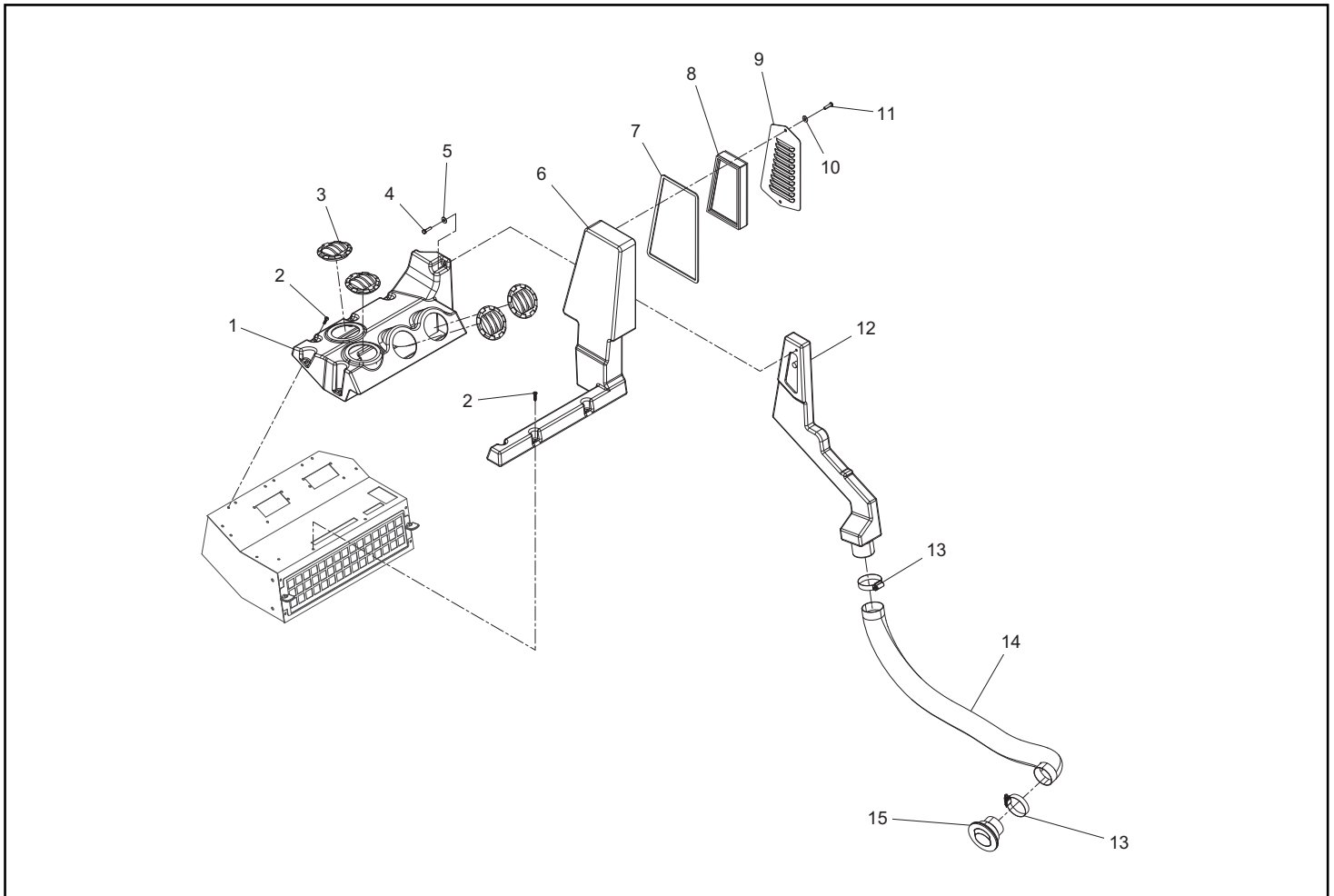


DUCTWORK (OPTIONAL)

RT-75 valid from 00700
R265T valid from 00200

Chapter 7

REF. NO.	PART NUMBER	QTY.	DESCRIPTION	REF. NO.	PART NUMBER	QTY.	DESCRIPTION
1	2075-793	1	PLENUM OUTLET HVAC				
2	0090-253	10	SCREW TH PH 10-32 x 1.0 ZN				
3	2045-895	4	LOUVER				
4	8102-042	5	CAPSCREW, HH 1/4-20UNC 1" GD8				
5	8050-222	7	WASHER, WROUGHT, 1/4, STD, ZN				
6	2095-722	1	PLENUM INLET HVAC				
7	2095-886	1	SEAL INLET DUCT				
8	2075-811	1	FILTER FRESH AIR				
9	2075-812	1	COVER FRESH AIR FILTER				
10	8050-221	2	WASHER, FLAT, 1/4, SAE				
11	0090-700	2	CAPSCREW STEEL BUTTON SOCKET HEX DRIVE ZINC				
12	2095-723	1	DUCT				
13	0303-175	2	HOSE, CLAMP, 2.75, HI-TORQUE				
14	0090-528	1	DUCT 2.5" , 4'- 0090-331				
15	2046-329	1	LOUVER 2.5" DUCT				



Chapter 8

Working Equipment

8-1 Lift Arms

RT-75 Serial # valid from - 00700 **8-1A**

R265T Serial # valid from - 00200 **8-1A**

8-2 Quick Attach - Manual

RT-75 Serial # valid from - 00700 **8-2A**

R265T Serial # valid from - 00200 **8-2A**

8-3 Quick Attach - Hydraulic

RT-75 Serial # valid from - 00700 **8-3A**

R265T Serial # valid from - 00200 **8-3A**

*** Parts manuals are updated on a regular basis. Always refer to current online posted manuals to ensure you have the most up to date information prior to ordering parts.**

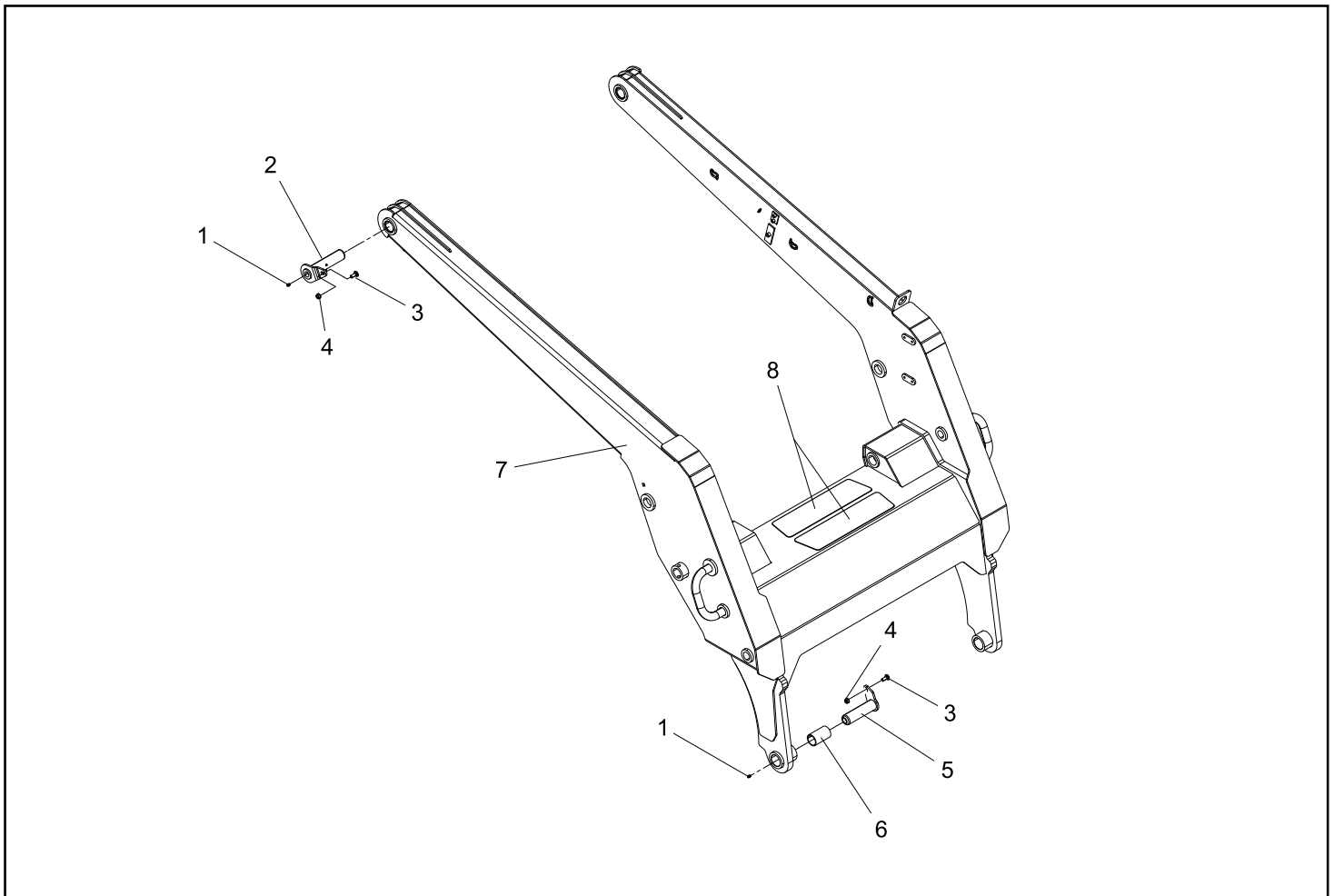
NOTE: Ordering parts that are painted requires a specific part number format. Please refer to page II of this manual for paint code and ordering information.

LIFT ARMS

RT-75 valid from 00700
R265T valid from 00200

Chapter 8

REF. NO.	PART NUMBER	QTY.	DESCRIPTION	REF. NO.	PART NUMBER	QTY.	DESCRIPTION
1	0300-607	4	ZERK, GREASE, 1/4-28 1103K21				
2	2040-333	2	WLMT, PIN, 1.5" DIAM, 6.3" LONG				
3	8011-222	4	BOLT, CARRIAGE, 3/8-16 UNC x 1.0, ZN				
4	0314-269	4	NUT, FLANGE, TOPLK, 3/8-16 UNC, GDG, ZN				
5	2040-115	2	WLMT, PIN, QA TILT, 6				
6	7000-342	2	BUSHING, SPRING, 1 3/4" X 1 1/2" X 3"				
7	3000-245	1	WLMT LOADER				
8	0304-496	2	PAD, SKID ANTI-SKID, BLACK				

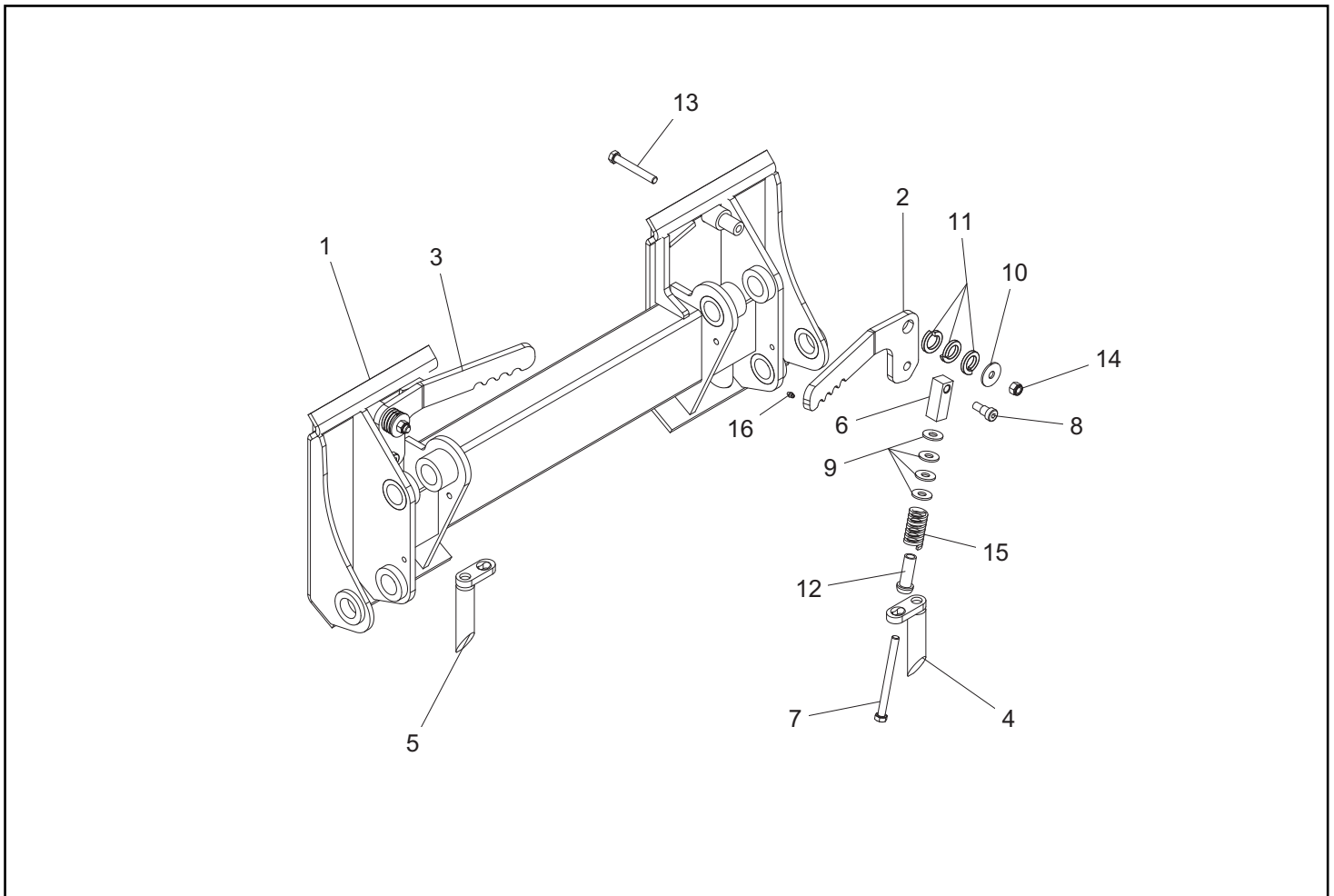


QUICK ATTACH - MANUAL

RT-75 valid from 00700
R265T valid from 00200

Chapter 8

REF. NO.	PART NUMBER	QTY.	DESCRIPTION	REF. NO.	PART NUMBER	QTY.	DESCRIPTION
1	2045-359	1	WLMT,QUICK-ATTACH,MANUAL				
2	2045-761	1	HANDLE,QA,LH				
3	2045-762	1	HANDLE,QA,RH				
4	2046-405	1	WLMT PIN RH				
5	2046-406	1	WLMT PIN LH				
6	2045-245	2	BLOCK LATCH				
7	8102-418	2	CAPSCREW,HH,1/2-13UNCx 6.0,GD8				
8	0090-002	2	BOLT,SHOULDER,5/8"x.625" GD 8				
9	8050-347	8	WASHER,WROUGHT,1/2,STD,ZN				
10	2015-018	2	WASHER,FENDER,1.75x0.53x0.125				
11	8051-620	6	WASHER,SPRING LOCK,1.0,ZN				
12	0400-621	2	SPOOL,PIVOT				
13	0304-799	2	CAPSCREW,HH,1/2-13UNCx3.75,GD8				
14	8040-606	2	NUT,HEX,NYLOCK,1/2-13 UNC,ZN				
15	0400-651	2	SPRING,COMPRESSION				
16	0300-607	2	ZERK,GREASE,1/4-28				

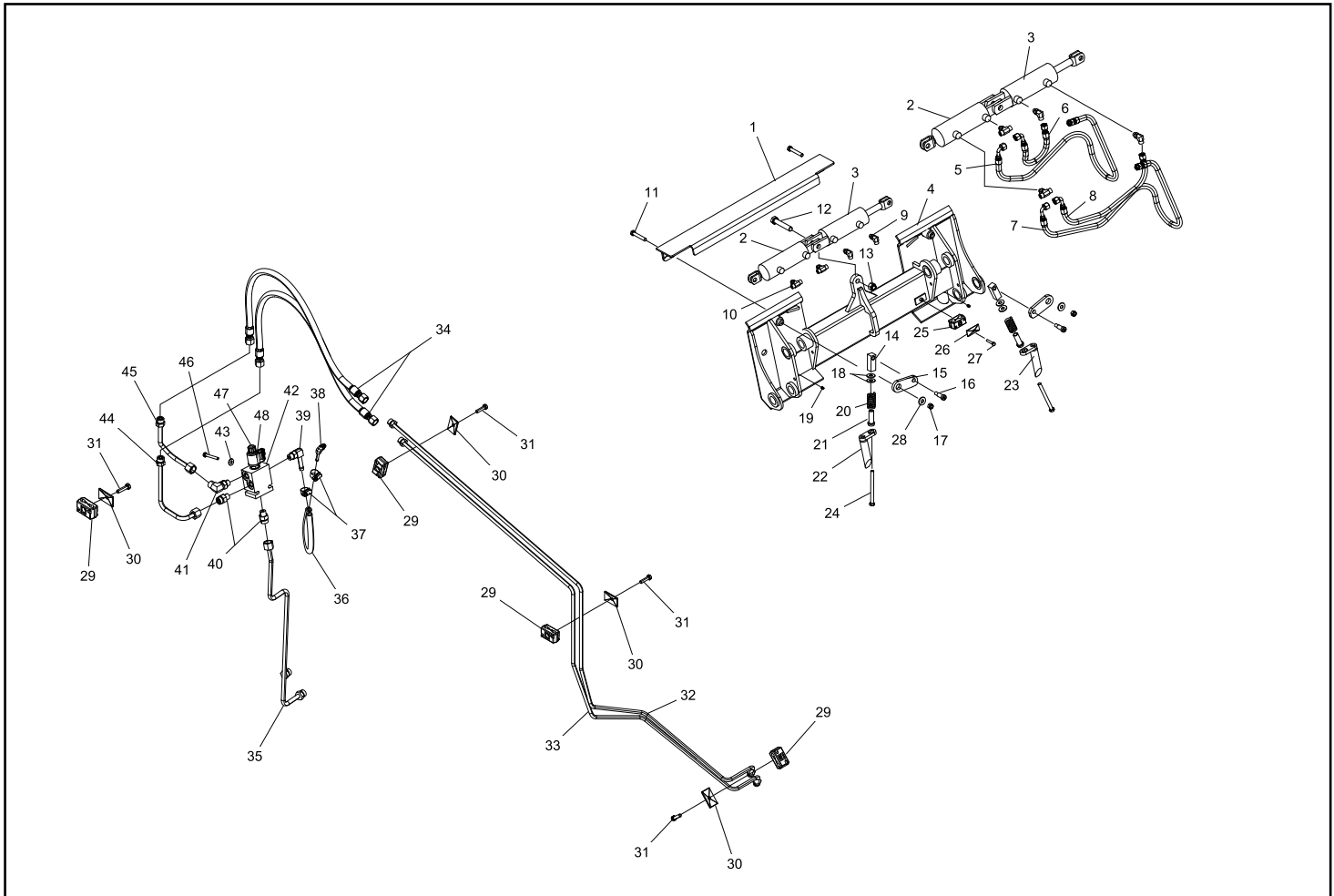


QUICK ATTACH - HYDRAULIC (optional)

RT-75 valid from 00700
R265T valid from 00200

REF. NO.	PART NUMBER	QTY.	DESCRIPTION
1	7006-488	1	WLMT, GUARD, QA
2	2046-316	1	CYLINDER QA LH
3	2046-317	1	CYLINDER QA RH
4	2045-235	1	WLMT QUICK-ATTACH HYD
5	0201-566	1	HOSE, 6M4K-6FFORX90S-6FFORX-49.
6	0201-545	1	HOSE, 6M4K-6FFORX-6FFORX90S-14.
7	0201-565	1	HOSE, 6M4K-6FFORX90S-6FFORX-53.
8	0201-544	1	HOSE, 6M4K-6FFORX-6FFORX90S-25.
9	0310-328	2	ADAPTER, 6MFFOR-6MB-90
10	0201-542	2	ADAPTER, TEE, 6FS-6FS-6NWO
11	8102-412	2	CAPSCREW, HH, 1/2-13UNCx3.25 GD8
12	8102-686	1	CAPSCREW, HH, 3/4-10UNCx4.25 GD8
13	8040-786	1	NUT, HEX, NYLOCK, 3/4-10 UNC, ZN
14	2045-245	2	BLOCK LATCH
15	2045-246	2	LATCH QA
16	0090-001	2	BOLT, SHOULDER, 5/8"x1.25" GD 8
17	8040-606	2	NUT, HEX, NYLOCK, 1/2-13 UNC, ZN
18	0090-368	8	WASHER HARDENED 1.375X.570X.250 ZN
19	0300-607	2	ZERK, GREASE, 1/4-28
20	0400-651	2	SPRING, COMPRESSION PLATED
21	0400-621	2	SPOOL, PIVOT
22	2046-406	1	WLMT PIN LH
23	2046-405	1	WLMT PIN RH
24	8102-418	2	CAPSCREW, HH, 1/2-13UNCx 6.0, GD8
25	0310-733	1	INSERT, CLAMP, TWIN, 75" T3075-PP
26	0310-828	1	COVER, CLAMP, 3/4" TCP-T3
27	8102-136	1	CAPSCREW, HH, 5/16-18x1.75 ZN GD
28	8050-348	2	WASHER, 1/2, SAE, ZN 1.06 OD x .531 ID x .090
29	0201-225	4	CLAMP, SET, T2038-PP
30	0310-584	4	PLATE, COVER
31	8102-134	4	CAPSCREW, HH, 5/16-18UNCx1.25GD8 ZN
32	3000-354	1	TUBE, QUICK, B #8
33	3000-355	1	TUBE, QUICK, A #8
34	3030-216	2	HOSE, -6, 3300 PSI, 6FFORX, 6FFORX, 25.80"
35	3020-217	1	TUBE PRESSURE CHARGE (P)
36	3030-215	1	HOSE, -6, LOW PRESSURE, 12"
37	0315-101	2	CLAMP, HOSE, #6
38	7006-304	1	ADAPTOR 4MB-3/8 BARB 90 DEG
39	7006-024	1	ADAPTER 6MB-3/8BARB 90 DEG
40	0310-329	2	ADAPTER, 6MFFOR-6MB

REF. NO.	PART NUMBER	QTY.	DESCRIPTION
41	0310-328	1	ADAPTER, 6MFFOR-6MB-90
42	3000-177	1	VALVE QA
43	8050-222	2	WASHER, WROUGHT, 1/4, STD, ZN
44	3020-216	1	TUBE QUICK B #6
45	3020-215	1	TUBE QUICK A #6
46	8102-047	2	CAPSCREW, HH, 1/4-20 UNCx2.0, GD8
47	3030-312	1	SOLENOID & SPOOL, WK06Y
48	7000-625	1	COIL



Chapter 9

Graphics / Safety Decals

9-1 ANSI Safety Decals

RT-75 Serial # valid from - 00700 **9-1A**

R265T Serial # valid from - 00200 **9-1A**

9-2 Machine Graphics - ASV

RT-75 Serial # valid from - 00700 **9-2A**

9-3 Machine Graphics - TEREX

RT-75 Serial # valid from - 00200 **9-3A**

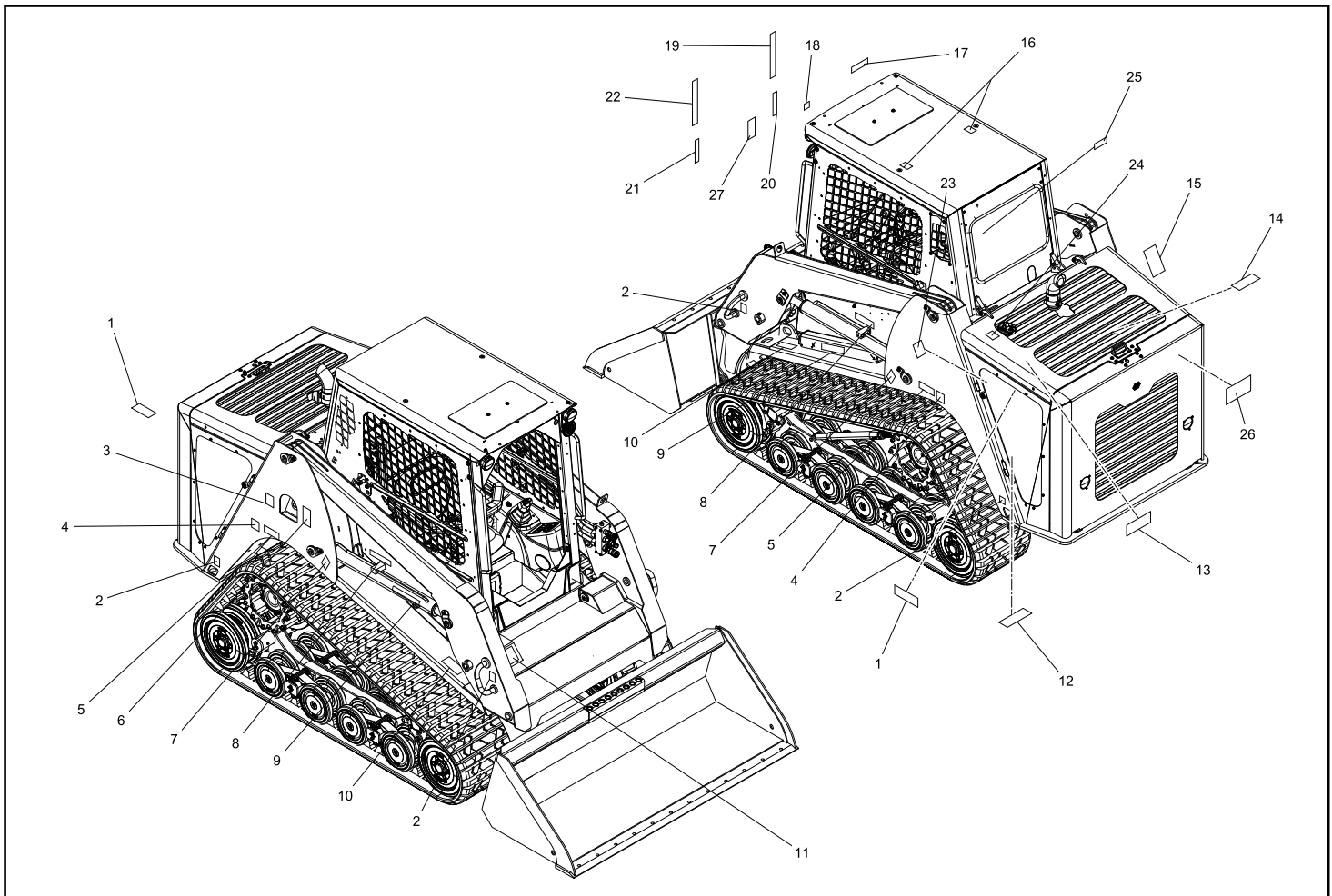
*** Parts manuals are updated on a regular basis. Always refer to current online posted manuals to ensure you have the most up to date information prior to ordering parts.**

ANSI SAFETY DECALS

RT-75 valid from 00700
R265T valid from 00200

Chapter 9

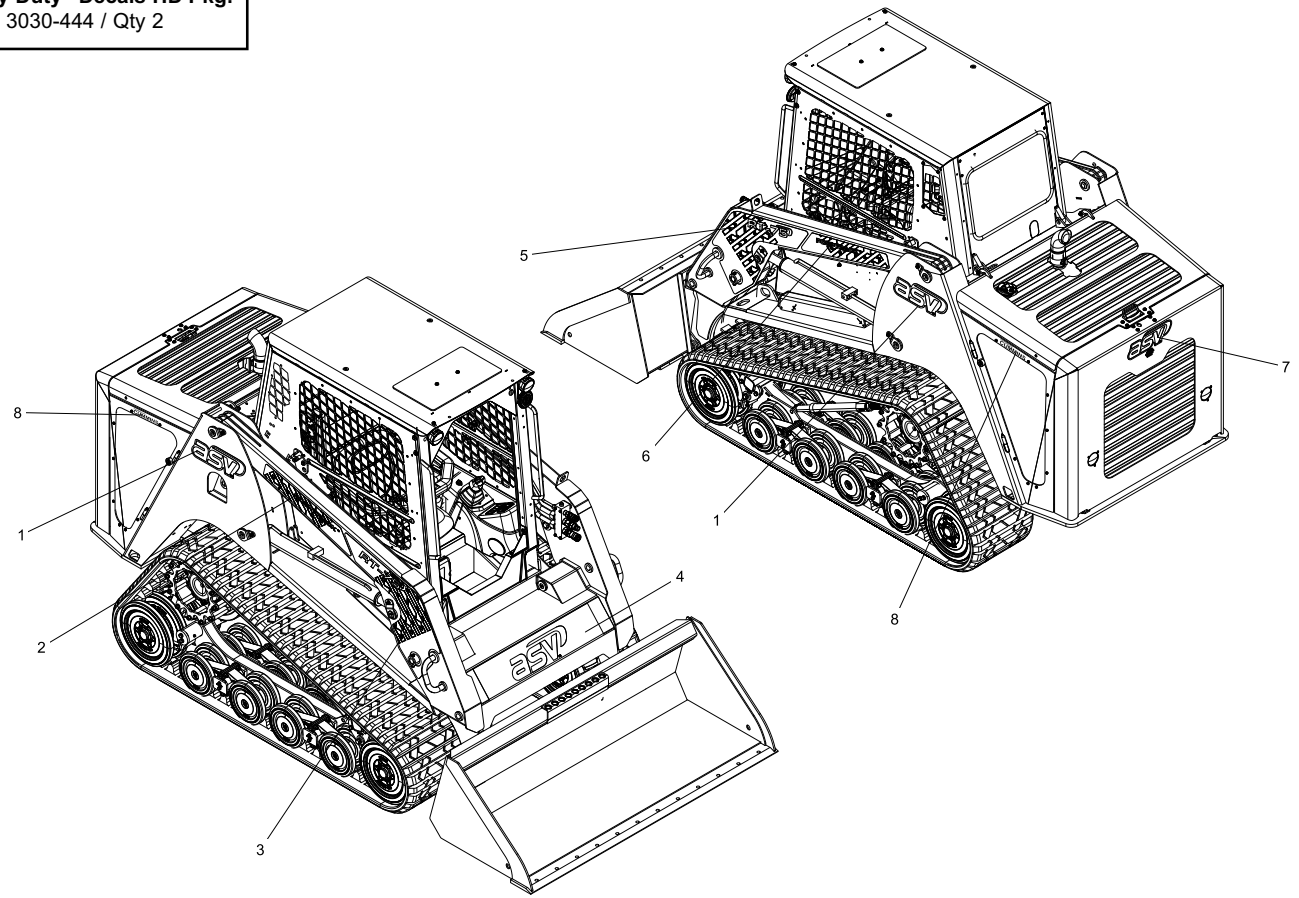
REF. NO.	PART NUMBER	QTY.	DESCRIPTION	REF. NO.	PART NUMBER	QTY.	DESCRIPTION
1	2030-600	2	DECAL ANSI BELT FAN HAZARD				
2	0310-197	4	DECAL, TIE DOWN				
3	2095-583	1	DECAL ULTRA LOW SULFUR DIESEL				
4	2085-253	2	DECAL ANSI CLEAN UNDERCARRIAGES NOTICE				
5	2030-593	2	DECAL ANSI RUN OVER HAZARD				
6	7011-205	1	DECAL ANSI DANGER- FUELING				
7	2076-394	2	DECAL "NOT FOR CONSUMERS"				
8	2030-602	2	DECAL ANSI SKIN INJECTION HAZARD				
9	2030-594	2	DECAL ANSI LIFT ARM BRACE				
10	2030-592	2	DECAL ANSI LOADER CRUSH HAZARD				
11	2030-597	1	DECAL ANSI FALL HAZARD (3 POINT ENTRY)				
12	2030-603	1	DECAL ANSI BATTERY EXPLOSION HAZARD				
13	2030-595	1	DECAL ANSI RADIATOR HAZARD				
14	0404-613	1	Decal-ANSI Hot Surfaces				
15	2030-601	1	DECAL ANSI HOT SURFACES HAZARD				
16	0404-594	2	DECAL - NOT A LIFT POINT				
17	0404-571	1	DECAL, NOTICE - NOT FOR USE WITH LOW FLOW ATTAC				
18	2075-959	1	DECAL PRE START				
19	2046-300	1	DECAL ANSI ROLLOVER FALL HAZARD				
20	7001-232	1	DECAL LIFT ARM CONTROL				
21	7001-231	1	DECAL DRIVE CONTROL (TWO SPEED)				
22	2046-299	1	DECAL ANSI O&M FALL FIRE HAZARD				
23	2046-324	1	DECAL ANSI NOTICE ADD 1 QT AT A TIME 70-80				
24	4046-079	1	DECAL HYDRAULIC OIL ONLY				
25	2046-049	1	DECAL EMERGENCY EXIT				
26	2076-386	1	DECAL ANSI FLYING DEBRIS (RT-75HD ONLY)				
27	0404-844	1	DECAL OMM LOCATION (valid from SN: 01751)				



REF. NO.	PART NUMBER	QTY.	DESCRIPTION
1	2030-333	2	DECAL ASV
2	3030-231	1	DECAL LOADER RH REAR RT75
3	3030-233	1	DECAL LOADER RH FRONT RT75
4	2030-337	1	DECAL LOADER FRONT
5	3030-234	1	DECAL LOADER LH FRONT RT75
6	3030-232	1	DECAL LOADER LH REAR RT75
7	2010-161	1	DECAL ASV
8	2096-448	2	DECAL CUMMINS

REF. NO.	PART NUMBER	QTY.	DESCRIPTION

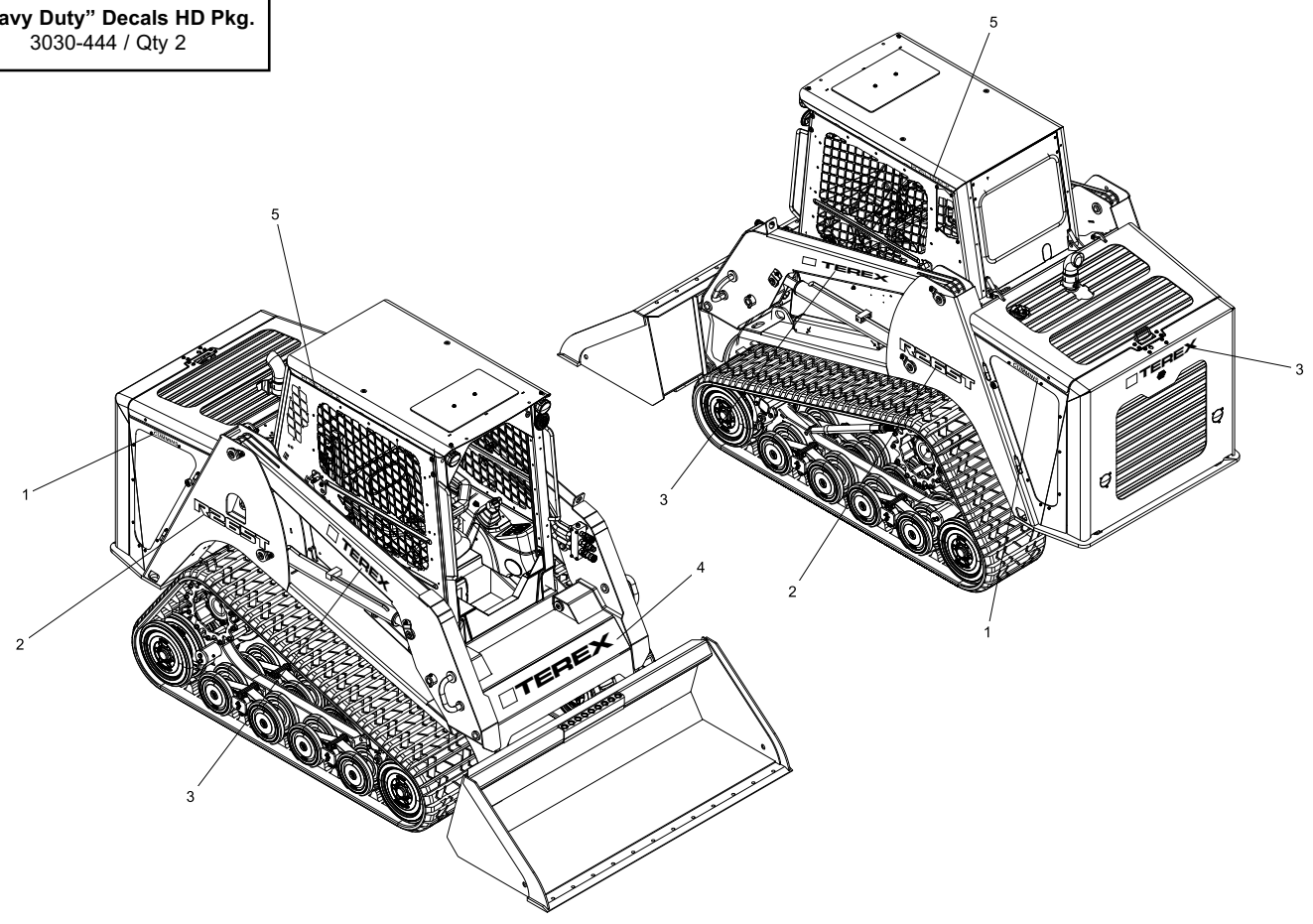
"Heavy Duty" Decals HD Pkg.
3030-444 / Qty 2



REF. NO.	PART NUMBER	QTY.	DESCRIPTION
7	2096-448	2	DECAL CUMMINS
2	0090-584	2	DECAL R265T
3	2075-965	3	DECAL LOADER LEFT/RIGHT REAR
4	2030-492	1	DECAL CROSS MEMBER BLACK TEREX
5	2030-334	2	DECAL POSI-TRACK

REF. NO.	PART NUMBER	QTY.	DESCRIPTION

“Heavy Duty” Decals HD Pkg.
3030-444 / Qty 2



Kits

<u>Page</u>	<u>Kit</u>	<u>Part number</u>
3-2A	Complete seal kit for item 3	7000-622
3-7A	Complete seal kit for items 16 & 55	2035-974
3-8A	Seal kit shaft seal for item 40 Complete seal kit for item 40	3030-341 3030-342
4-4A	Optional LED light kit- replaces items 3 & 6	0404-616
6-3A	HD Gaurding Kit HD Guarding Kit (no door)	3030-454 3030-455
6-4A	Brush Guard Field Install Kit	3030-551
7-3A	Complete side window kit Complete door and wiper field install kit Side window latch slider kit	7000-714 7800-169 0404-165
7-4	Poly Door kit- Field Install Wiper / Washer Field Install Kit	7800-171 7800-172



ASV Holdings Inc.

840 Lily Lane

Grand Rapids MN. 55744

1-800-205-9913

www.asvi.com