

# QLT H50

A compact, user-friendly  
and reliable 4 x 1000W  
HID light tower for  
safety in heavy-duty  
applications.

*Atlas Copco*










# QLT H50

## COMPACT AND POWERFUL

**Need light?** The Atlas Copco QLT H50 packs an impressive amount of bright light in a compact frame. Easy to transport and move around on job sites, the QLT H50 is your flexible companion for dark conditions. It combines the robustness and reliability you need with innovative features for additional safety and ease of use.

Performance	
Service efficiency	
Resale value	
Safety	
Ease of use	

## EASY OPERATION

### USER-FRIENDLY CONTROLS

You can do more with the QLT H50 than turning it on and off. You can manage your lighting. Its easy-to-use **Lc 1003 controller** comes with a weekly timer to schedule up to eight lighting events. Key features include a start up sequence that avoids overloading the alternator, parameter display (AMPs, voltage, frequency, fuel levels, etc.), an event log, an emergency stop and an optional remote start.

### ALWAYS RELIABLE

The controller allows you to start the four lamps one by one to help avoid the risk of failure of the alternator excitation system. In addition, **Pulse & Pause Ballast** technology prevents filament damage and prolongs the lifetime of the lamp.

### SAFETY FIRST

By building the control panel outside the main cubicle, you can start the machine without any contact with the engine.



## EFFICIENT LIGHT

### OPTIMAL SOURCE OF LIGHT

The QLT H50 requires less power to produce more light. Its **metal halide lamps** are one of the most efficient ways of turning electrical energy into light currently available on the market. To make sure you don't lose valuable time, a 110-liter (25 gal.) fuel tank provides 60 hours of uninterrupted operation (with only the lamps on).

### STRAIGHTFORWARD INSTALLATION

It takes only seconds to extend the QLT H50's mast to its **maximum height of 9m** (29.5 ft) and to rotate it 340°.

The **vertical mast** ensures stability in winds up to 80km/h. Four **stabilizers** offer safety and support. As a result, the QLT H50 received **safety yield factor 5** according to the most demanding EU standards.

### SIMPLIFIED MAINTENANCE

The QLT H50's **large service doors** provide quick access to components on both sides, including the alternator, hydraulic system, engine and electrical components. Drains for water and oil are also easy to reach. An external filling point ensures faster refueling.

### ROBUST CONSTRUCTION

The QLT H50 is tougher than the rest with its heavy-duty galvanized steel canopy, a powerful Kubota engine and a **dedicated alternator**. The polyester powder paint coating provided a resistance of 720 hours in salt spray tests.

### EASY TO MOVE

Different **trailer types**, including an off-road non-homologated and an on-road homologated trailer, are available to fit a wide range of applications.

## SAFE & QUICK INSTALLATION

## BUILT TOUGH

### ENVIRONMENTAL FRIENDLY

Spillage free frame.



**Atlas Copco**

## TECHNICAL DATA

Performance data		QLT H50
Rated frequency	Hz	50
Rated voltage	V	230
Rated power (PRP)	kW	6
Operating temperature (min./max.)	°C	-5/50
Maximum sound power level (Lw)	dB(A)	90
Sound pressure level @ 7m (LPA)	dB(A)	65

Engine - Kubota		
Model		D1105
Speed	rpm	1,500
Rated net output (PRP)	kW	7.5
Coolant		water
Number of cylinders		3

Alternator - Mecc Alte		
Model		LT3N-160/4
Rated output	kVA	8
Insulation (stator & rotor)/Enclosure protection	Class/IP	H/21

Consumption		
Fuel tank capacity	l	110
Fuel consumption, lamps on	l/h	1.7
Fuel autonomy, lamps on	h	60
Fuel autonomy, full load	h	55

Power output		
Aux Power MCCB 10 Amps	W	2200

Lights		
4 x metal halide	W	4 x 1000
Luminous flux	Lumen	360,000 (4 x 90,000)

Hydraulic mast		
Rotation	Degrees	340
Maximum height	m	9
Maximum speed wind	Km/h	80

Dimensions		Off-Road Trailer (no brakes, no suspension)	On-Road Homologated Trailer (fixed towbar)	On-Road Homologated Trailer (adjustable towbar)
L x W x H	m (ft)	3.10 x 1.30 x 2.24 (10.15 x 4.27 x 7.35)	2.70 x 1.30 x 2.31 (8.86 x 4.27 x 7.58)	3.20 x 1.30 x 2.31 (10.15 x 4.27 x 7.58)
Weight (max)	kg (lb)	1,170 (2,579)	1,195 (2,635)	1,235 (2,723)



## 5 KEY BENEFITS

- Unique controller/reliability
- Heavy duty light
- Service efficiency
- Transport efficiency
- Resale value/long lifetime

## MAIN FEATURES

- 4 x 1000 W metal halide lamps
- Hydraulic mast
- Long autonomy with 110-liter fuel tank
- External fuel filling point
- Spillage free frame
- Oil draining system
- Superior serviceability
- Dedicated alternator for light tower
- Off-road non-homologated & on-road homologated trailer
- Emergency stop
- ELCB Type AC 30 mA, 4 lamp switch, 1 main MCCB
- Working mode selector
- Outlet socket

## ELECTRICAL OPTIONS

- External power input 230 VAC
- Photocell and remote start
- Earthing metal bar

## GENUINE ATLAS COPCO PARTS

Genuine Atlas Copco parts ensure the QLT H50's proper operation and long lifetime:

- Service kits
- Fluids
- Individual engine, alternator and mast parts

Check with your local Atlas Copco Service Provider for more information on Genuine Atlas Copco parts and on standard and extended warranty conditions.

**Atlas Copco**

[www.atlascopco.com](http://www.atlascopco.com)

Courtesy of Machine.Market