

# TJ5000 OFF HIGHWAY

**Offering 81,000 lbs. GCW and gradeability of 81,000 lbs. at 22% grade.**

Durable and functional, this off-road model is ideal for warehouse and distribution applications where over-the-road use isn't required.

- Best in Class Warranty
- Comes standard with Capacity Fuel Saver Technology
- Multiple engine options
- Exclusive Dura Ride® rear suspension (optional)
- Improved driver ergonomics



## CAPACITY

CUSTOMER FOCUSED • QUALITY DRIVEN

**CAPACITY • 401 Capacity Drive • Longview, Texas 75604-5341**

**[www.capacitytexas.com](http://www.capacitytexas.com)**

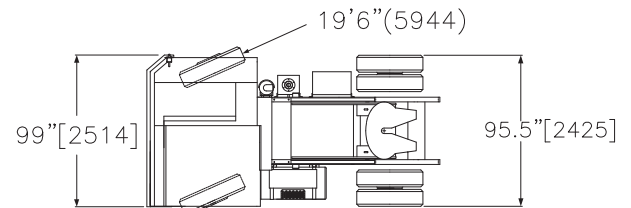
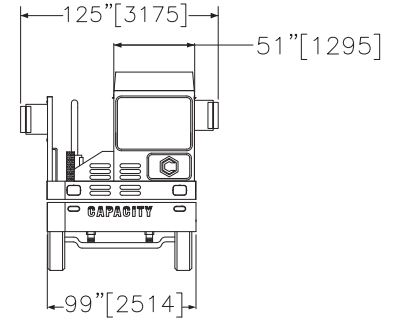
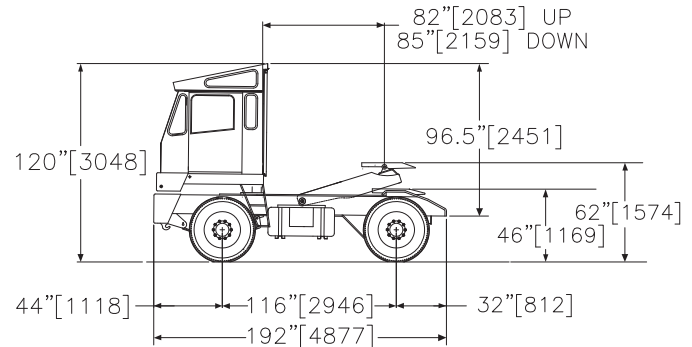
**| 1-800-323-0135**

Some items shown represent optional equipment.

# TJ5000 OFF HIGHWAY

## STANDARD FEATURES

|                           |   |
|---------------------------|---|
| <b>Engine</b>             | Cummins T4i, 6.7L 173 HP EPA Industrial Turbo Diesel<br>590 lbs. ft. torque   |
| <b>Transmission</b>       | Allison RDS 3500 Electronic Automatic Transmission, 6 Speed   |
| <b>Front Axle</b>         | Dana E13221 - 13,200 lb. capacity or Meritor<br>FF96-1 – 12,000 lb. capacity<br>Automatic Brake Slack Adjusters     |
| <b>Rear Axle</b>          | Dana 23-190, 7.83:1 Ratio, 30,000 lb. GAWR or Meritor 23-186,<br>30,000 lb. GAWR<br>Automatic Brake Slack Adjusters |
| <b>Steering</b>           | TAS-65  |
| <b>Suspension</b>         | Rigid   |
| <b>Wheelbase</b>          | 116"  |
| <b>Fifth Wheel</b>        | Holland Hitch, FW35 - 70,000 lb. Capacity   |
| <b>Tires &amp; Wheels</b> | 11R x 22.5 Radial, Load Range H – Front & Rear Hub Piloted - Wheels<br>Vertical with heat shield                    |
| <b>Exhaust</b>            | Cab-White; Frame-Black; Bumper-Black; Wheels-White All Steps,<br>Handrails & Grating – Safety Yellow                |



TJ 5000 OFF ROAD

## CAB

- Vista Cab™ IIE 66" Extended Height Comfort Cab
- Four Point Cab Air Ride
- Electric Cab Tilt
- Windshield Washer With Electric Intermittent Windshield Wipers
- Seat Belt
- National Cushion Air Driver's Seat
- Door Locks
- Header Mounted Glove Box
- Five Top-of-Cab Clearance Lights – LED
- 45,000 BTU Heater/Defroster
- Gauge Package: Volt Meter, Oil Pressure, Water Temperature, Fuel Level, Air Pressure, Hour Meter, Odometer & Speedometer
- Warning Devices: High Beam Headlight Indicator, Turn Signal-hazard Flasher Indicator, Low Fuel and Low Air Pressure Light & Buzzer, Light and Buzzer for Engine Oil Pressure

## FRAME

- Preformed Structural Steel Side Rails
- ASTM A572, 12" X 3" @ 25 lbs./ft.
- Reinforced to 35.2 lbs./ft. Total RBM - 3,945,000 in-lbs
- 50 degree Taper Curb Side Deck and Bumper
- 18" Double Reinforced Front Bumper with front tow hooks
- 50 Gallon Rectangular Fuel Tank, w/10" Deep Step
- Two (2) Group 31, 700 CCA Maintenance Free Batteries
- Cab Guards
- Recessed Rear/Stop Lights & Back-up Lights - LED

Some items shown represent optional equipment. Due to ongoing engineering improvements, Capacity reserves the right to make changes without notification. Capacity is a subsidiary of Allied Specialty Vehicles.



**Distributed by:**

THE EQUIPMENT HEREIN IS FOR OFF HIGHWAY PURPOSES, AND DOES NOT MEET STANDARDS FOR STREET OPERATIONS. IN COMPLIANCE WITH E.P.A. REGULATIONS, TRACTOR SPEED IS LIMITED TO 25 M.P.H.