

DISD

SD 200N

Main Performance Parameters (Standard Configuration)

Overall Working Weight:	10,300 kg
Rated Bucket Capacity:	1.7 m ³ (Optional Light Material Bucket 2.2m ³)
Rated Power:	92 kw / 2,200 RPM
Overall Dimensions (LxWxH):	6,990 x 2,496 x 3,250 mm
Dumping Distance:	1,240 mm (Dump Angle 45°)
Dumping Height:	2,840 mm (Dump Angle 45°)



Materials and Specifications in the catalogue are subject to change without notice.



DISD

A Doosan Company

No. 1088, Xincheng Street. Muping Economic Developing Zone
Yantai Shandong 264100 China
Tel : +86-535-638-2000 Fax : +86-535-638-2004

Courtesy of MachineMarket



New generation of wheel loaders with even more power

Outstanding DISD Loaders have 3-highs and 3-lows : high reliability, high comfort, and high effectiveness, coupled with low noise, low oil temperature, and low oil consumption.



SD 200N Key Features

- **Low noise :** DISD place great emphasis on your safety. A combination of our patented safe cabin design, top-grade rubber shock absorbers, specialized cushion pads, and drive system with a patented anti-vibration technology adopted in gearbox ensures the lowest noise level in the industry.
- **Low oil temperature :** DISD is a solution for the problem of high temperature. Our new radiators enable a high heat dissipation rate of hydraulic oil and are able to work 24 hours straight under an atmospheric temperature of 45°C.
- **Low oil consumption :** The powerful WD-Deutz engine combined with a high-quality oil pump enables rational and effective power matching as well as reduced oil consumption.
- **High reliability :** The 3-D design of the frame features stress analysis technology from our Korean headquarters and has passed strict quality testing, ensuring that its components are safe and reliable. All quick-wearing parts are equipped with wear-resistant sheaths. We provide a good warranty policy and offer a one-stop service. The center of gravity of the entire machine has been moved towards the back. As the core of the hydraulic valve is solid and processed with high-precision machinery, it delivers good micro-motion performance, reduces internal leakage, and has a longer lifespan.
- **High comfort :** The cab features Korean technology, including an integral-type frame structure for greater security and high-performance damping materials for highly effective dust prevention and noise reduction. In addition, it has acquired a patent for its safety design and multi-functional integral retractile system. The patented bumper block eliminates the noise caused by the impulsion of steering. The steering wheel aid reduces driver's steering force and fatigue.
- **High effectiveness :** DISD boasts higher level of operation efficiency, maintainability of brake without removing tires, and fast fuel preheating.

WORKING PERFORMANCE

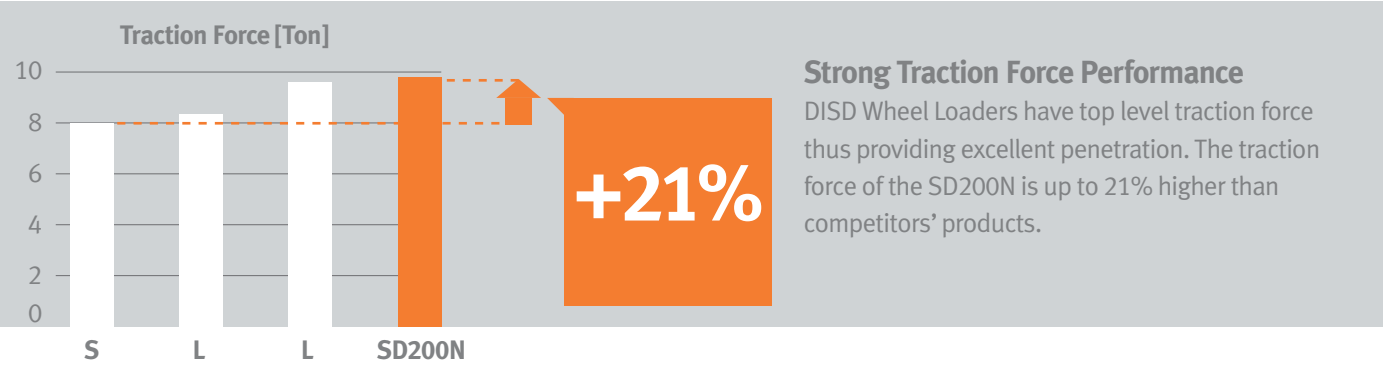


Engine

The WD-Deutz engine (WP6G125E22) has undergone specific adjustments under different working conditions, which resulted in less fuel consumption under general working conditions. It now consumes less oil, accelerates faster, and delivers more power than our competitors' engines, saving the user around USD 1,600 / year in average.

Turbo

The adoption of exhaust gas turbo charging, with a large torque reserve, high fuel economy and low tail-gas emission; plus 2200 RPM rotation speed + perfect power match + torque converter confluence technology, enable the DISD loader to consume significantly less oil than competitors' products under the same working conditions.



Preheat

The SD200N is equipped with a low temperature startup device (diesel electric heating + air flame preheating), effectively improving the difficulty of low temperature startup in winter.



Start Motor

The newly-changed start-up mode of the motor and the enlarged CCA (Cold Cranking Amperes) capacity make it easy to start the motor in low-temperature environments.



Torque Converter

The torque converter with a simple structure, reliable working, convenient operation, and high transmission efficiency has been adopted.



Drive Axle

The drive axle consists of a 2-stage reduction mechanism; the main drive is a spiral bevel gear, with a large bearing capacity and high efficiency; the wheel reductor features a planetary reduction structure; the final drive reductor is equipped with ordinary bevel gear differential, with a simple structure and flexible differential; the axle-shell is made of cast steel, offering good rigidity; and the brake is a caliper disc brake with high braking torque.



Transmission Shaft

A reinforced propeller shaft with a connecting bolt comprising a self-locking nut has been adopted to improve the durability of the drive line system.

MCV

The Main Control Valve is a well-known brand of pilot control valve from Italy with high processing precision, and good micro-motion/metering performance, reducing internal leakage and extending service life. The valve has been combined with a remote control valve to offer excellent operability while reducing operational force and increasing efficiency.



Hydraulic Steering Unit

The hydraulic steering unit of the internationally recognized brand Zhenjiang has been adopted, guaranteeing high performance.



Steering Priority Valve

The BZZ5 steering gear has been adopted to create a load sensing hydraulic system that ensures the prior flow required for steering during changes in the system load or turning speed of the steering wheel.



Durability Test

DISD Wheel Loaders apply strict standard for selection of components and parts. All principle components must pass extensive and stringent standard durability test in Korea, thus guaranteeing the high reliability of the DISD Wheel Loader.

COMFORT

Cab Vision The interior of the cabin features an ergonomic design comprising a large operational space, a wide field of vision in front and behind, and a user-friendly control unit, thereby offering industry-leading comfort for operators.



Cab
The cab features Korean technology, including an integral-type frame structure for greater security, high-performance damping materials with better tightness, sound-insulation and damping effects, thus reducing the noise level of the DISD loader to 82db which is the lowest noise level in the industry.



Adjustable Steering Wheel
The adjustable steering wheel complies with ergonomic principles.
Adjusting angle:
- Forward : 5°
- Backward : 20°



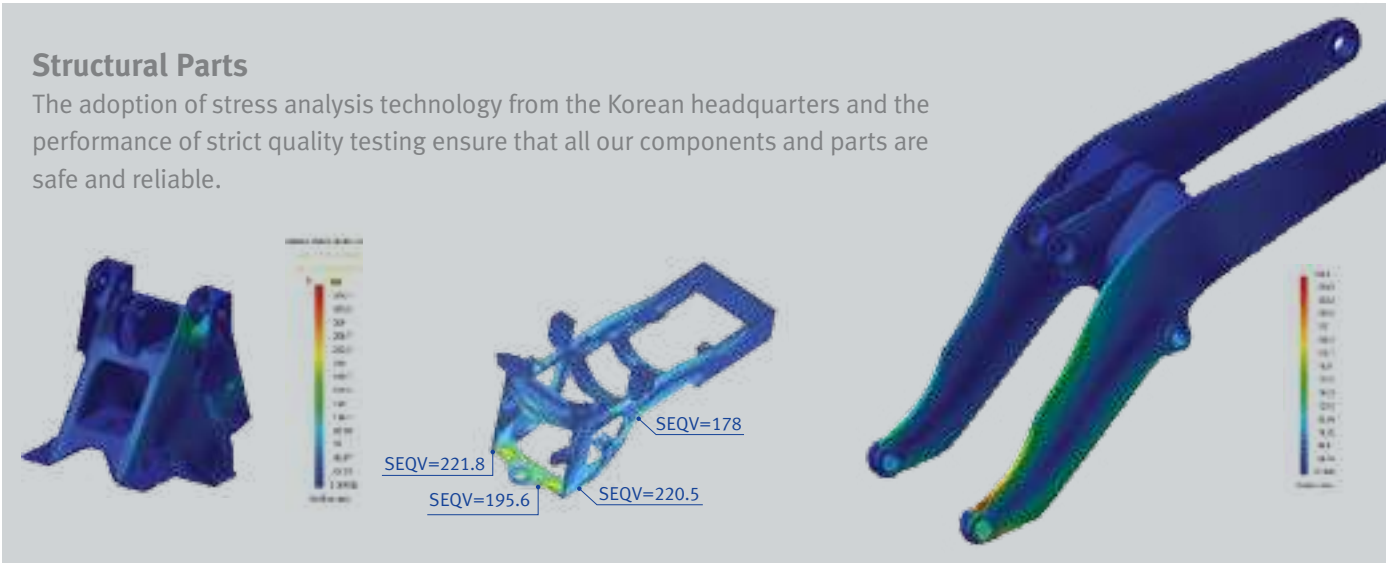
Heater & Fan
Heater and Fan have been installed under the driver's seat for efficient delivery to the driver, thus the rate and direction of air flow can be controlled easily.

Air-Con Unit
The high-performance air conditioning system supplies a flow of air which can be adjusted and electronically controlled according to the environmental conditions.



Joystick Lever
The hydraulic working lever features a high-quality lever imported from Italy. The joystick lever can increase productivity by up to 30%, while enabling the operator to work easily and comfortably.

RELIABILITY & MAINTENANCE



Durability Test

Durability tests were carried out to ensure that the radiators work properly under strong pressure fluctuation.



Bucket

The bucket is made of high anti-abrasion materials, the bucket's thickness has been increased and a specially designed reinforcing rib has been adopted for the upper part, effectively preventing bucket deformation caused by falling objects such as rocks.



Pin Bushing

Pin Bushing is made of high anti-abrasion materials, thus improving resistance to wear and abrasion in the bucket linking positions and prolonging the product's service life.



Easy Maintenance

Maintenance windows have been added to each side of the engine hood, thus making daily oil inspection and maintenance works quicker and more convenient.



Brake System Check

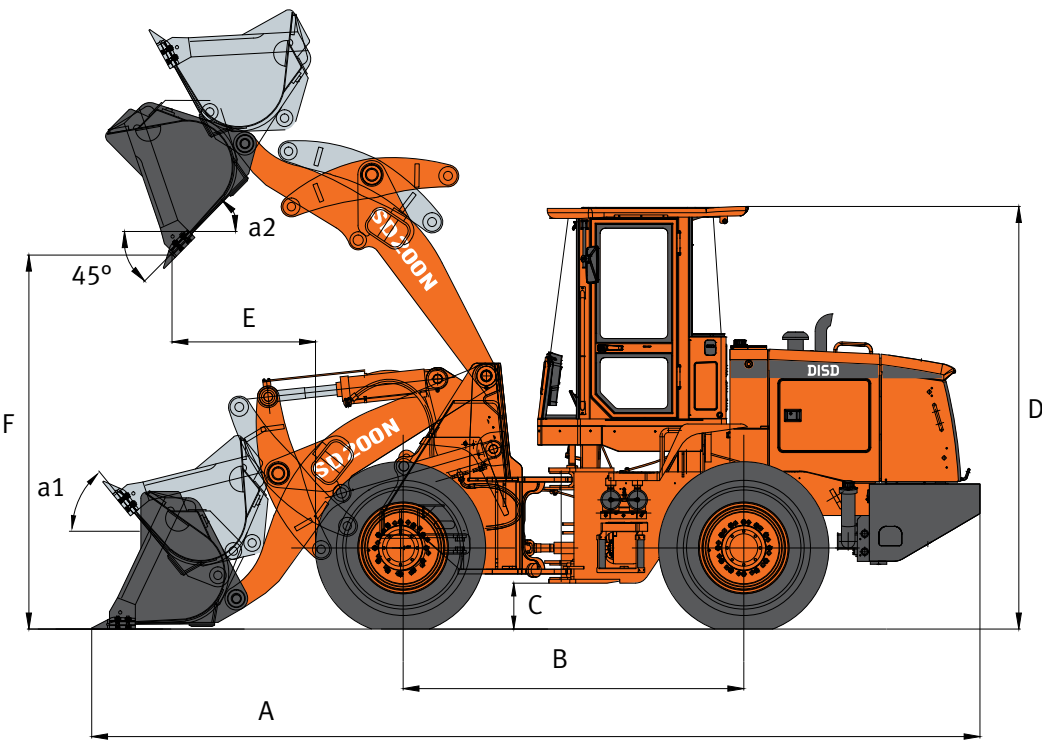
The brake pump is fixed on the side, simplifying routine maintenance work.



Easy Replacement

Brake pads can be replaced without having to remove the tires, and front and rear caliper brake pads can be replaced more easily.

PARAMETER SETTINGS



* General Parameters

Operating Weight	10.3ton
Machine Dimensions (A x W1 x D)	6,990 x 2,496 x 3,250mm
Ground Clearance (C)	330mm
Wheel Base (B)	2,700mm
Tread (W2)	1,850mm
Turning Radius (R)	Tyre Outside: 5,280mm Bucket Outside: 5,950mm
Steering Angle (a3)	36deg
Max. Gradeability	30deg
Oscillation Angle	± 11deg

* Noise

Noise at Driver's Seat	82dB(A)
------------------------	---------

* Working Efficiency

Rated Bucket Capacity	1.7m³
Max. Rated Load Capacity	3ton
Static Tipping Load (straight)	7.3ton
Static Tipping Load (full turn)	6.4ton
Breakout Force	10.1ton
Lifting Speed	5.0sec
Dumping Speed	0.8sec
Lowering Speed	3.6sec
Loading Cycle Time	9.4sec

* Option System

Long Boom Dump Height	3,100mm
Triple Valve Boom Log Fork Dump Height (15°)	3,631mm
Triple Valve Boom Log Fork Dump Height (35°)	3,262mm

* Engine

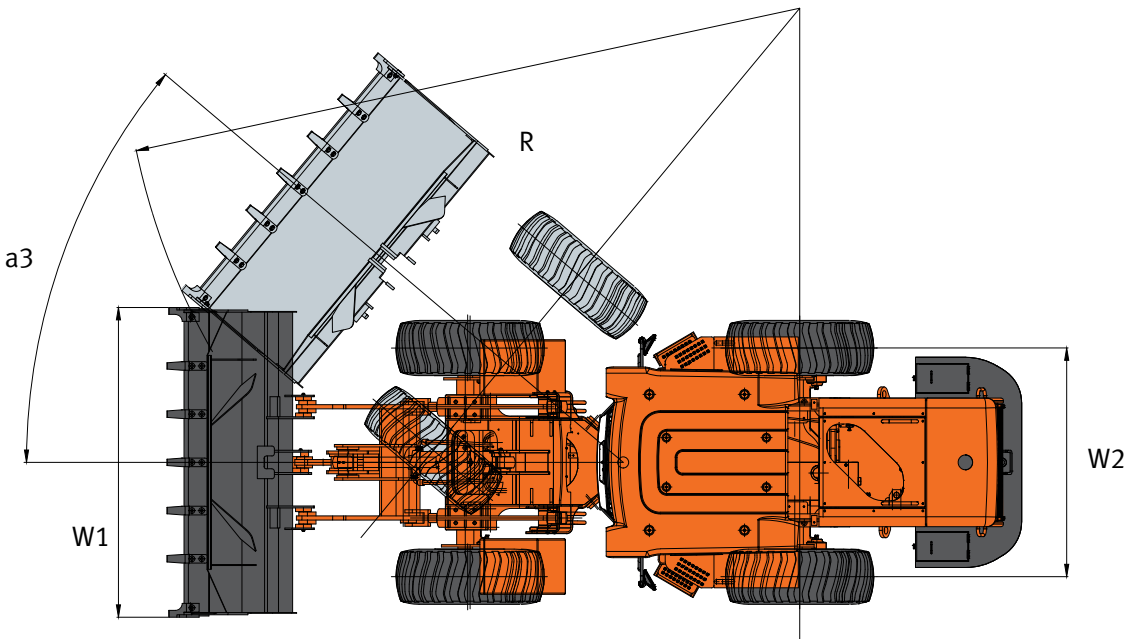
Model	WP6G125E22
Rated Power	92KW
Rated Speed	2,200rpm
Max. Torque	500N.m

* Control

Control Rod Type	
------------------	--

* Capacity

Fuel Tank Capacity	155liter
Fuel Injection Cycle	12hr
Fuel Residual @ Indicator	13.5liter
Hydraulic Oil Tank Capacity	123liter
Cooler	28liter
Transmission Oil	42liter
Engine Oil	14liter
Drive Axle Oil	19/19liter



* Power System

Max. Travel Speed	37km/hr
Max. Tractive Force	9.8ton

* Working Scope

Dumping Height (F)	2,840mm
Max. Dump Angle (a2)	48°
Max. Tilt Angle on Ground (a1)	45°

* Option Table

DESCRIPTION	STD LETTER	VALUE DESCRIPTION		DESCRIPTION	STD LETTER	VALUE DESCRIPTION	
Loader Boom	Unchangeable	Standard Boom	■			Mono Lever-Pilot	■
		High Lift Boom	○			Mono Lever 3rd Button-Pilot	○
Loader Bucket	Changeable	1.7m³ Mono Tooth	■	Tire	Changeable	17.5x25-12PR, L3, Tube	■
		1.9m³ Mono Tooth	○	Transmission	Unchangeable	Mechanical T/M	■
		2.2m³ Light Material	○	Cooling	Unchangeable	Standard	■
Fork	Changeable	Log Fork	○	Pre Heater	Changeable	Engine Pre Heater	○
		Pallet Fork	○	Beacon	Changeable	Rotating Beacon	○
Control Valve	Unchangeable	2 Spool-Mechanical	○	Air Conditioner	Unchangeable	Heater & Fan	○
		2 Spool-Pilot	■			Air-Con Unit	■
		3 Spool-Pilot	○			General Glass	■
Joystick Type	Unchangeable	Two Lever-Mechanical	○	Cabin Glass	Unchangeable	Tinted Glass	○