



ENGINE

Make	: PERKINS
Type	: 1104C-44T
Number of Cylinders	: 4 in line
Bore & Stroke	: 105 x 127 mm
Displacement	: 4400 cm ³
Maximum Power	: 74.5 kW, 100 HP (2200 rpm)
Maximum Torque	: 415 Nm (1350 rpm)

High power and torque output, water cooled turbocharged diesel engine

HYDRAULIC SYSTEM

Simple, reliable and high-efficiency tandem gear pump

Main Pump Flow	: 81 lt/min (2200 rpm)
Pressure	: 230 bar
Auxiliary Pump Flow	: 64 lt/min (2200 rpm)
Pressure	: 210 bar

DRIVING SPEEDS

At 2200 rpm engine speed

1 st gear	: 5 km/h
2 nd gear	: 9 km/h
3 rd gear	: 21 km/h
4 th gear	: 40 km/h

CAB

- Aesthetics
- Panoramic Visual Angle
- Spacious Interior
- Ergonomic & Esthetic Interior Design
- Ergonomic Controls and Hand Brake
- Improved Ventilating and Air-conditioning System
- ROPS and FOPS Certified
- Multi-functional Seat
- Adjustable Steering Wheel
- Ergonomic & Elegant Hand Throttle
- Panoramic View by Large Glass Windows



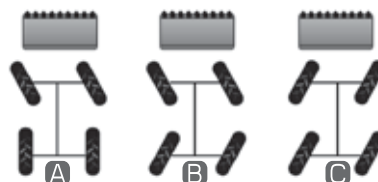
TRANSMISSION

- Full Powershift transmission for heavy duty service
- Torque converter 2.52:1 stall ratio
- 4 forward 4 reverse gears

STEERING

Electrical controlled 3 different steering modes

- A** 2 - wheel front steering for road drive
- B** 4 - wheel steering for tight turns
- C** 4 - wheel "crab" steering for close - to wall digging and ditch closing



AXLES

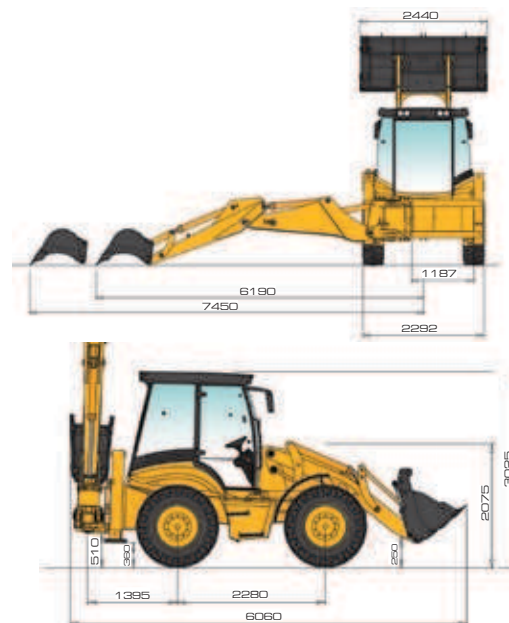
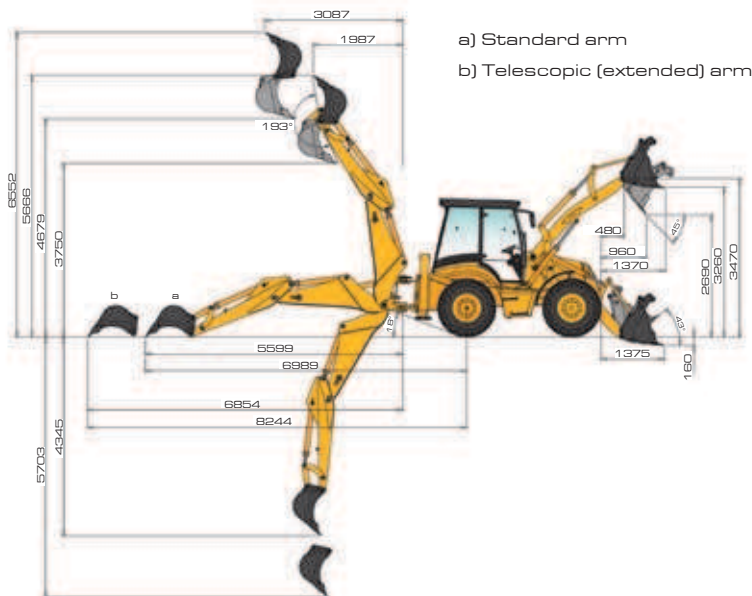
- Heavy duty service type
- "Max-Trac" automatically actuating, torque proportioning differentials for maximum traction
- Planetary outboard type reduction gears
- Total 16 degrees oscillation on the front axle

TIRES

Front, Rear : 16.9 - 28 12 Ply rating

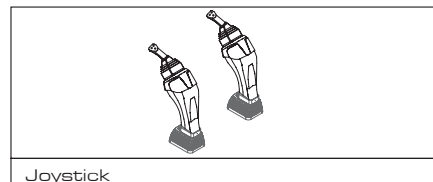

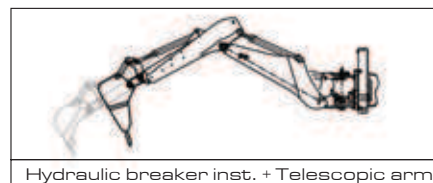
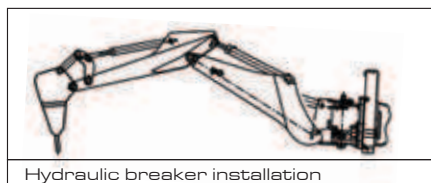
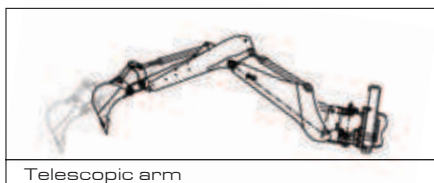
OPERATING WEIGHT

Operating weight (with standard equipment)	: 9140 kg
Operating weight (with telescopic boom)	: 9300 kg



LOADER PERFORMANCE		BACKHOE PERFORMANCE		Standard Arm	Telescopic Arm (extended)	Telescopic Arm (retracted)
4 in 1 bucket capacity	1.1 m ³	Max. bucket breakout force		6209 kgf	6358 kgf	6358 kgf
Max. bucket breakout force	7840 kgf	Max. dipper breakout force		2983 kgf	2022 kgf	2859 kgf
Max. loading arm breakout force	6820 kgf	Lifting capacity to maximum height (rear)		1772 kg	956 kg	1572 kg
Lifting capacity to maximum height	3270 kg	Lifting capacity to maximum height (side)		1772 kg	956 kg	1572 kg

Accessories



Attachments

