ZAXIS-3 series

HITACHI

ZAXIS 500LC 520LCH

HYDRAULIC EXCAVATOR

- **Model Code :** ZX500LC-3 / ZX520LCH-3
- **Engine Rated Power :** 260 kW (353 PS)
- **Operating Weight :** ZX500LC-3 : 49 500 kg
  ZX520LCH-3 : 51 700 kg
- **Backhoe Bucket :**
  SAE, PCSA Heaped : ZX500LC-3 : 1.15 - 2.65 m^3
  ZX520LCH-3 : 1.9 - 2.65 m^3
  CECE Heaped : ZX500LC-3 : 1.00 - 2.30 m^3
  ZX520LCH-3 : 1.70 - 2.30 m^3

The New Generation Hydraulic Excavators

The Hitachi ZAXIS-3 series new-generation hydraulic excavators are packed with a host of technological features - clean engine, Hitachi advanced hydraulic technologies, with strong undercarriage and front attachment, plus well matching of power and speed.
The ZAXIS-3 series can get the job done with proven productivity, durability, and reliability, especially in heavy-duty excavation and quarry operations.
ZAXIS 500LC / 520LCH's large 60-ton class undercarrige components provide greater travel performance and durability on tough ground conditions.

- **Clean engine complies with the emission regulations US EPA Tier 3 and EU Stage IIIA.**
- **Low noise design complies with the EU noise regulation 2000/14/EC, stage II.**

Courtesy of Machine.Market

High Durability Means Long-Lasting Product Value

Strengthened undercarriage for higher durability even in heavy-duty applications.

Strengthened Undercarriage

Increased Loading Capacity of Swing Circle

The number of ball bearings in the swing circle, which sustains the upperstructure, is increased to boost the loading capacity of the swing circle by approximately 6%, allowing stable swing even in tough operation.
(vs. Conventional ZAXIS 480MT / 480MTH)

Enlarged Upper and Lower Rollers, Idlers and Sprockets

Upper and lower rollers, idlers and sprockets, used on the ZAXIS 500LC / 520LCH, are larger in diameter than those on the new ZAXIS 450LC / 470LCH. Undercarriage components capable of bearing a 60-ton class excavator are utilized to give sufficient strength and durability. This feature is suitable for worksites when the machine travels frequently.

Increased Traction Force

On the ZAXIS 500LC / 520LCH, distance between tumblers is shortened, compared to that of the new ZAXIS 450LC / 470LCH, to increase traction force by 30 %.
The feature is suitable for frequent hill climbing and traveling on hard ground surfaces.

Pressed Master Pins

The master pin of each track link is pressed, instead of master pin using a pin retention to avoid disengagement.



Full Track Guard Provided Standard

On the H-specification machine, full track guards are provided standard. Full track guards protect track links and lower rollers from damage and deformation. Moreover, they also keep out stones, preventing the overload to the undercarriage to reduce wear and damage.

Strengthened Front Components

5% Increase in Strength with Stronger Pin Material

The strength of pins, used in the arm and boom, is increased by 5%, using harder steel material. (vs. Conventional ZAXIS 480MT / 480MTH)

Strengthened General-Purpose Bucket

Bucket teeth are reshaped as Super-V teeth for smooth penetration and higher production. Bushings are utilized at both ends of a bucket pin to eliminate clearances, preventing jerky operation.



Strengthened H-Bucket for Heavy-Duty Excavation

The heavy-duty bucket is reshaped, and bucket parts are strengthened to increase durability.

Courtesy of Machine.Market

World-Class Productivity

To yield high production yet maintain low fuel consumption, such was the objective of the development of a new engine and hydraulic system for the ZAXIS 500LC / 520LCH.

Production: Approx. 14% Increase

Fuel Consumption: Approx. 13% Reduction

(vs. Conventional ZAXIS 480MT / 480MTH)

Advanced Hydraulic Technologies

Increased Digging Force

7% more bucket digging force and 8% more arm digging force.
(At power boost mode)
(vs. Conventional ZAXIS 480MT / 480MTH)

Enhanced Boom Recirculation System

In combined operation of boom lower and arm, arm speed can be increased by approximately 15% over the conventional. Pressurized oil from boom cylinder bottom side is delivered to boom cylinder rod side to lower the boom, assisted by boom weight. Conventionally, pressure oil from pump is delivered to boom cylinder rod side to lower the boom. The new system also allows an efficient combined operation of swing and lowering the boom.



Boom Mode Selector Helps to reduce shaking and jerking of body during scraping operations.

The amount the body can be lifted or pulled by the front of machine can be ON or OFF selected. This helps to provide for more comfortable operation and contributes to longer component service life.



Larger-Diameter Front Piping

Arm piping is increased in diameter to reduce hydraulic loss (theoretically 7%) for speedy front operation.

Combined Operation of Boom and Arm

In combined operation of swing + boom lower + arm roll-out, or in leveling (boom lower + arm roll-out), arm roll-out speed can be increased greatly.
Here's why. A variable throttle, provided in the arm circuit, adjusts the flow when needed to reduce hydraulic loss in combined operation with arm roll-out.

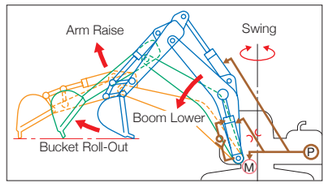

New Bucket Regenerative System

Swift bucket actions can be done in combined operation for excavation through the new bucket regenerative circuit. When the load to the bucket is light, pressurized oil from bucket cylinder rod side is delivered through a regenerative valve to bucket cylinder bottom side for the effective use of hydraulic energy.

New-Generation Clean Engine

High Power Yet Low Fuel Consumption

4% Increase in output (vs. Conventional ZAXIS 480MT / 480MTH)
• 260 kW (353 PS) /1 800 min^{-1}

The new clean engine, complying with the emission regulations Tier 3 in US (EPA) and EU Stage III, can reduce fuel costs by electronic control.

Common Rail Type Fuel Injection System

Electronic control common rail type fuel injection system drives an integrated fuel pump at an ultrahigh pressure to distribute fuel to each injector per cylinder through a common rail.
This enables optimum combustion to generate big horsepower, and reduce PM* and fuel consumption.

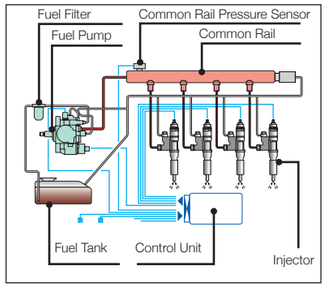

Cooled EGR** System

Exhaust gas is partially mixed with intake air to lower combustion temperature for reducing NOx.
What's more, the EGR cooler cools down exhaust gas to increase air concentration for complete combustion, reducing PM*.

**Particulate Matter*
***Exhaust Gas Recirculation*

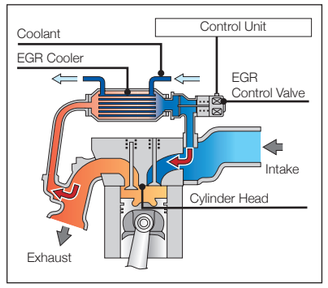

Courtesy of Machine.Market

Enhanced Operator Comfort

The spacious cab is ergonomically designed with excellent visibility to reduce operator fatigue and burden.

Excellent Visibility

The glass windows are widened for excellent visibility, especially improving right downward view during travel and excavation.

Ample Foot Space

Foot space is expanded forward, and brake pedals are reshaped for pleasant operation.

Short-Stroke Levers

Fingertip control of short-stoke levers, with the help of armrests, allows long, continuous operation with less fatigue.
• 30% reduction in lever control effort (vs. Conventional ZAXIS 480MT / 480MTH)

Comfort-Designed Operator Seat

The operator seat is ergonomically designed for long-hour pleasant operation. The seatback is widened to hold the operator securely, and the headrest is reshaped.
The operator seat is strengthened to reduce vibration and shocks, and increase durability.

Fluid-Filled Elastic Mounts

The cab rests on fluid-filled elastic mounts that absorb shocks and vibration to enhance operator comfort.

Pressurized Cab

The pressurized cab shuts out debris and dirt.

Miscellaneous Cab Accessories

Control Panel

Full-Auto Air Conditioner and AM/FM Radio

Drink Holder

Hot & Cool Box

Generous Storage Space

Personal Storage Space

Large Multilanguage, Multi Function Monitor

A large multilanguage, multi function monitor is well positioned for easy reading.

Rear View Camera

The large color LCD monitor, teamed up with the rear view camera (optional) on the counterweight, gives the operator unobstructed rearward view. This system enhances safety during swing and reversing.

Attachment Support System

The work mode can be selected from the multi-function monitor inside the cab. Pump flow in the selected work mode can be monitored.



Maintenance Support

The LCD monitor alerts the operator of the replacement timing of hydraulic oil and fuel filters according to user's setting, at each time when turning on the key switch. This scheduled maintenance can prevent machine failure.

Fuel Consumption Monitoring

Fuel consumption per operating hour can be computed, and the result is displayed on the LCD monitor. This information suggests refueling timing, and assists in energy-saving operation and efficient job management.

Theft Deterrent System

The electronic immobiliser requires the entry of an encryption code to the multi function monitor each time when starting the engine to prevent theft and vandalism.

Courtesy of Machine.Market

Simplified Maintenance

Focusing on simplified maintenance, including easy inspection, service and cleaning.

Machine includes optional equipment.

Simplified Maintenance

Dual Main Fuel Filters Provided Standard

In addition to a pre-filter, dual main fuel filters are provided standard to reduce clogging of the fuel line to the engine.



Easy Draining

The engine oil pan is fitted with a drain coupler. When draining, an associated drain hose is connected to the drain coupler. Unlike a cock, the drain coupler is reliable, avoiding oil spills and vandalism.

Widened Sidewalk

The sidewalk is widened from 340 mm (Conventional ZAXIS 480MT / 480MTH) to 510 mm for smooth walking from cab to rear. The sidewalk is the field-proven split type that permits the detaching of its rear when traveling or operating on rough terrain.

Automatic Lubrication / Repositioned Bucket Lubricating Points

The front attachment is automatically lubricated, except for bucket lubricating points at the top of arm that are repositioned for side lubrication.

Enlarged Fuel Tank

The fuel tank is enlarged, increasing the capacity from 650 liters (Conventional ZAXIS 480MT / 480MTH) to 725 liters. Refueling intervals (when filled fully) extend from 17 to 18 hours.

Extended Hydraulic Oil Filter Change Intervals

Hydraulic oil filter change intervals are extended from 500 hours (Conventional ZAXIS 480MT / 480MTH) to 1000 hours to help reduce running costs.

Simplified Cleaning around Engine

Parallel Arrangement of Radiator and Oil Cooler

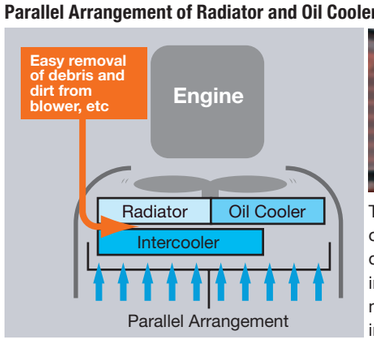

The radiator and oil cooler are laid out in parallel arrangement for easy demounting, instead of conventional in-line arrangement. This new arrangement significantly helps facilitate cleaning around the engine.

Air-Conditioner Fresh-Air Filters

Air-conditioner fresh-air filters are relocated to the cab door side from conventional location behind the operator seat. This facilitates cleaning and replacement of fresh-air filters, like air-conditioner circulation-air filters inside the cab.

Openable Air-Conditioner Condenser

The air-conditioner condenser and fuel cooler are openable for easy cleaning of them and the radiator located behind.

Courtesy of Machine.Market

Environmental Preservation

Boarding a clean engine complying with the rigorous emission regulations.



Environmentally Friendly Designs

■ Boarding Clean Engine

The clean engine complying with the emission regulations stage III in EU and tier 3 in US (EPA) is boarded to reduce emissions containing nitrogen oxide (NOx) and particulate matter (PM).

■ Low Noise Engine

Engine noise is reduced by approximately 2 dB with the robust engine. It goes without saying that the engine meets the EU noise regulations.

Variable-Speed Fan

The engine cooling fan is a large 1120 mm diameter variable-speed electro-hydraulic fan. This fan automatically starts when temperature comes into the high temperature range, ensuring low noise operation.

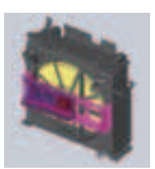

Proven Muffler

A proven large muffler is provided to reduce sound and exhaust emissions greatly.

Using Aluminum Radiator, Oil Cooler and Air-Conditioner Condenser

The aluminum radiator, oil cooler and air-conditioner condenser are utilized for the sake of recycling and for increased durability.

Marking of Recyclable Parts

All resin parts are marked for the sake of recycling. This helps ease the separation of recyclable wastes.

Reducing the Burden to the Environment

Lead-free design is achieved through the use of lead-free wire harness covering, radiator, oil cooler and others. No asbestos is used. The use of aluminum radiator, oil cooler and intercooler increases the durability of the machine.

Biodegradable Hydraulic Oil (Optional)

Degradable hydraulic oil is ecological, which is decomposed into water and carbon dioxide in water and ground.

Enhanced Safety

An array of safety devices for enhanced safety.

Protecting the Operator From Tipping Accident

■ CRES II Cab

The CRES II cab is designed to help with “just in case” protection for the operator. Safety in case of tipping is improved. The cab top can withstand nine-fold loading.

■ H/R Cab

The H/R cab utilizes the reinforced front window and FOPS* at the roof for protection against falling objects. The front glass window, made of straight-laminated, is fixed to shut out dirt and debris. The cab provided with a full guard satisfies the OPG**(Level Ⅱ) cab requirements stipulated by ISO.

**Falling Object Protective Structure*
***Operator Protective Guards*

■ New Pilot Control Shut-Off Lever

The engine cannot start unless the lock lever is locked completely. This prevents unintended rapid lurching by unintended touching a control lever.

An Array of Safety Devices

Improved Right Downward View

Evacuation Hammer

Large Overhead Evacuation Window

Idler Direction Mark

Engine Stop Switch

Large Step

Right Cab Window Guard

Recoiled Seat Belt

Courtesy of Machine.Market

ZAXIS 520LCH

ENGINE

Model ..... Isuzu AH-6WG1XYSA-01
Type ..... 4-cycle water-cooled, direct injection
Aspiration ..... Turbocharged
No. of cylinders 6
Rated power
DIN 6271, net..... H/P mode : 260 kW (353 PS) at 1 800 min^{-1}(rpm)
SAE J1349, net..... H/P mode : 260 kW (353 HP) at 1 800 min^{-1}(rpm)
Maximum torque ..... 1 580 Nm (161 kgfm) at 1 500 min^{-1}(rpm)
Piston displacement.... 15.681 L
Bore and stroke..... 147 mm x 154 mm
Batteries..... 2 x 12 V / 170 AH

HYDRAULIC SYSTEM

- Work mode selector
  General purpose mode / Attachment mode
- Engine speed sensing system

Main pumps ..... 2 variable displacement axial piston pumps
Maximum oil flow... 2 x 360 L/min
Pilot pump..... 1 gear pump
Max. oil flow ..... 30 L/min

Hydraulic Motors

Travel ..... 2 axial piston motors with parking brake
Swing..... 2 axial piston motors

Relief Valve Settings

Implement circuit..... 31.9 MPa (325 kgf/cm^2)
Swing circuit..... 27.9 MPa (285 kgf/cm^2)
Travel circuit ..... 34.3 MPa (350 kgf/cm^2)
Pilot circuit ..... 3.9 MPa (40 kgf/cm^2)
Power boost ..... 34.3 MPa (350 kgf/cm^2)

Hydraulic Cylinders

High-strength piston rods and tubes. Cylinder cushion mechanisms provided in boom and arm cylinders to absorb shock at stroke ends.

Dimensions

	Quantity	Bore	Rod diameter
Boom	2	170 mm	115 mm
Arm	1	190 mm	130 mm
Bucket	1	170 mm	120 mm

Hydraulic Filters

Hydraulic circuits use high-quality hydraulic filters. A suction filter is incorporated in the suction line, and full-flow filters in the return line and swing/travel motor drain lines.

CONTROLS

Pilot controls. Hitachi's original shockless valve.

Implement levers 2
Travel levers with pedals 2

UPPERSTRUCTURE

Revolving Frame

Welded sturdy box construction, using heavy-gauge steel plates for ruggedness. D-section frame for resistance to deformation.

Swing Device

Axial piston motor with planetary reduction gear is bathed in oil. Swing circle is single-row, shear-type ball bearing with inductionhardened internal gear. Internal gear and pinion gear are immersed in lubricant. Swing parking brake is spring-set/hydraulic-released disc type.

Swing speed ..... 9.0 min^{-1} (rpm)

Operator's Cab

Independent spacious cab, 1 005 mm wide by 1 795 mm high, conforming to ISO* Level II Standards. Reinforced glass windows on 4 sides for visibility. Reclining seat with armrests; adjustable with or without control levers.

* International Standardization Organization

UNDERCARRIAGE

Tracks

Tractor-type undercarriage. Welded track frame using selected materials. Side frame bolted to track frame. Lubricated track rollers, idlers, and sprockets with floating seals.
Track shoes with triple grousers made of induction-hardened rolled alloy. Heat-treated connecting pins with dirt seals. Hydraulic (grease) track adjusters with shock-absorbing recoil springs.

Numbers of Rollers and Shoes on Each Side

Upper rollers..... 3
Lower rollers..... 8
Track shoes..... 49
Full track guard 1

Travel Device

Each track driven by axial piston motor through reduction gear for counterrotation of the tracks. Sprockets are replaceable. Parking brake is spring-set/hydraulic-released disc type.
Automatic transmission system: High-Low.

Travel speeds ..... High : 0 to 4.0 km/h
Low : 0 to 2.9 km/h

Maximum traction force.... 415 kN (42 300 kgf)

Gradeability ..... 35° (70 %) continuous

WEIGHTS AND GROUND PRESSURE

Equipped with 7.0 m H-boom, 3.4 m H-arm, and 1.9 m^3 rock bucket (SAE, PCSA heaped).

Shoe type	Shoe width	Operating weight	Ground pressure
Double grouser	600 mm	51 700 kg	91 kPa (0.93 kgf/cm^2)

BACKHOE ATTACHMENTS

Boom and arms are of all-welded, box-section design. A number of boom and arms are available. Bucket is of all-welded, high-strength steel structure. The ZAXIS 520LCH is a heavy duty type and euipped with a reinforced H-boom or BE-boom and H-arm or BE-arm.

Backhoe Buckets

Capacity		Width		No. of teeth	Weight	Recommendation			
						ZX520LCH-3			
						6.3 m BE-boom		7.0 m H-boom	
SAE, PCSA heaped	CECE heaped	Without side cutters	With side cutters			2.5 m BE-arm	2.9 m BE-arm	2.9 m BE-arm	3.4 m H-arm
*1 1.90 m^3	1.70 m^3	1 480 mm	1 500 mm	5	2 070 kg	●	●	●	●
*1 2.10 m^3	1.80 m^3	1 560 mm	1 580 mm	5	2 170 kg	●	●	●	●
*1 2.30 m^3	2.00 m^3	1 680 mm	1 700 mm	5	2 260 kg	●	●	●	–
*1 2.50 m^3	2.20 m^3	1 800 mm	1 820 mm	5	2 360 kg	●	●	–	–
*2 1.30 m^3	1.20 m^3	1 170 mm	–	3	2 330 kg	●	●	●	●
One-point ripper				1	1 260 kg	●	●	●	●
Applicable shoe type						600 mm Double grouser			

*1 Rock bucket
*2 Ripper bucket
● Heavy-duty service
– Not applicable

SERVICE REFILL CAPACITIES

	liters
Fuel tank	725.0
Engine coolant	55.0
Engine oil	57.0
Swing device (each side)	6.5
Travel device (each side)	11.0
Hydraulic system	560.0
Hydraulic oil tank	330.0

Courtesy of Machine.Market

ZAXIS 520LCH

DIMENSIONS

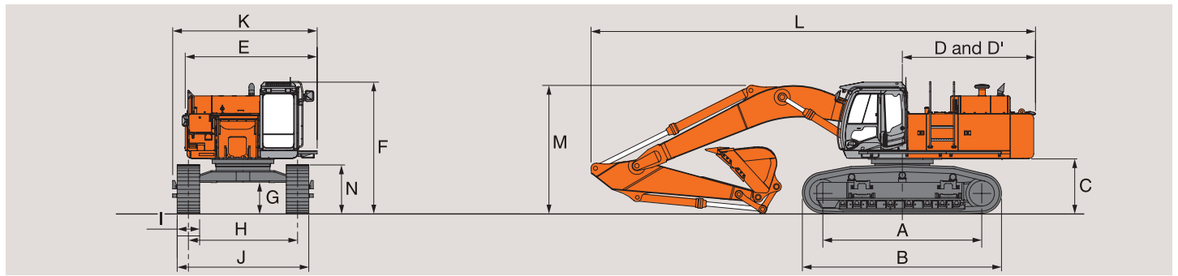

Unit: mm

	ZX520LCH-3 *2
A Distance between tumblers	4 250
B Undercarriage length	5 330
*1 C Counterweight clearance	1 435
D Rear-end swing radius	3 645
D' Rear-end length	3 560
E Overall width of upperstructure	3 530
F Overall height of cab	3 520
*1 G Min. ground clearance	810
H Track gauge: Extenced/Retracted	2 920 / 2 420
I Track shoe width	G 600
J Undercarriage width Extended/Retracted	3 520 / 3 020
K Overall width	3 860
L Overall length	11 890
M Overall height of boom	3 500
N Track height	1 290

*1 Excluding track shoe lug. G: Double grouser shoe
*2 Equipped with 7.0 m H-boom and 2.9 m BE-arm

WORKING RANGES

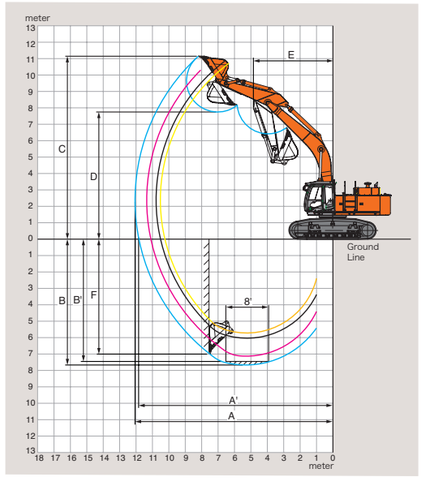

Unit: mm

Arm length	ZX520LCH-3			
	6.3 m BE-boom		7.0 m H-boom	
	2.5 m BE-arm	2.9 m BE-arm	2.9 m BE-arm	3.4 m H-arm
A Max. digging reach	10 460	10 750	11 330	12 060
A' Max. digging reach (on ground)	10 190	10 490	11 080	11 820
B Max. digging depth	5 720	6 050	7 130	7 690
B' Max. digging depth (8' level)	5 540	5 890	6 920	7 550
C Max. cutting height	10 730	10 870	10 240	11 130
D Max. dumping height	7 390	7 520	7 170	7 730
E Min. swing radius	4 090	3 930	5 020	4 840
F Max. vertical wall	4 180	4 570	4 200	7 030
Bucket digging force* ISO	287 kN (29 300 kgf)	287 kN (29 300 kgf)	287 kN (29 300 kgf)	288 kN (29 400 kgf)
Arm crowd force* ISO	293 kN (29 900 kgf)	256 kN (26 100 kgf)	256 kN (26 100 kgf)	218 kN (22 200 kgf)
Bucket digging force* SAE : PCSA	258 kN (26 300 kgf)	258 kN (26 300 kgf)	258 kN (26 300 kgf)	250 kN (25 500 kgf)
Arm crowd force * SAE : PCSA	286 kN (29 200 kgf)	249 kN (25 400 kgf)	249 kN (25 400 kgf)	209 kN (21 300 kgf)

Excluding track shoe lug * At power boost

Metric measure

Notes: 1. Ratings are based on SAE J1097.
2. Lifting capacity of the ZAXIS Series does not exceed 75 % of tipping load with the machine on firm, level ground or 87 % full hydraulic capacity.
3. The load point is a hook (not standard equipment) located on the back of the bucket.
4. *Indicates load limited by hydraulic capacity.

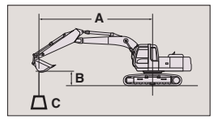

A: Load radius
B: Load point height
C: Lifting capacity

ZX520LCH-3 Rating over-side or 360 degrees Rating over-front Unit: 1 000 kg

Conditions	Load point height	Load radius 3 m		4 m		5 m		6 m		7 m		8 m		9 m		10 m		At max. reach		
																				meter
H-Boom 7.00 m H-Arm 3.40 m Rock-bucket SAE,PCSA: 2.10 m³ Shoe 600 mm	8 m											*7.9	*7.9					*3.7	*3.7	10.3
	6 m											*9.1	*9.1	7.9	*8.7			*3.7	*3.7	11.1
	4 m					*16.5	*16.5	*13.5	*13.5	*11.6	*11.6	9.4	*10.3	7.6	*9.4	6.2	*8.5	*3.8	*3.8	11.6
	2 m					18.3	*18.9	13.9	*16.6	10.9	*13.7	8.8	*11.7	7.2	*10.3	6.0	9.2	*4.2	*4.2	11.6
	0 (Ground)					17.5	*17.7	13.2	*18.0	10.4	*14.9	8.4	*12.6	6.9	10.7	5.8	9.0	4.8	*4.8	11.2
	–2 m	*10.1	*10.1	*16.9	*16.9	17.5	*20.8	13.0	*17.5	10.1	*14.7	8.2	*12.5	6.8	10.6			5.5	*5.9	10.3
	–4 m	*21.7	*21.7	*20.3	*20.3	*17.7	*17.7	13.1	*15.2	10.2	*12.9	8.3	*10.8							
	–6 m					*11.7	*11.7	*9.9	*9.9											
H-Boom 7.00 m BE-Arm 2.90 m Rock-bucket SAE,PCSA: 2.30 m³ Shoe 600 mm	7 m											*9.3	*9.3					*5.6	*5.6	10.0
	6 m									*10.2	*10.2	*9.5	*9.5	7.7	*8.3			*5.7	*5.7	10.4
	4 m					*17.8	*17.8	*14.2	*14.2	11.5	*12.1	9.1	*10.7	7.4	*9.7			5.2	*6.0	10.9
	2 m							13.4	*17.0	10.6	*13.9	8.6	*11.9	7.0	*10.5	5.8	9.1	5.0	*6.7	10.9
	0 (Ground)					17.3	*18.1	12.9	*17.8	10.1	*14.8	8.2	*12.6	6.8	10.6			5.3	*7.9	10.5
	–2 m			*20.2	*20.2	17.4	*19.5	12.8	*16.8	10.0	*14.3	8.1	*12.2	6.7	*10.3			6.2	*6.5	9.5
	–4 m			*17.7	*17.7	*16.0	*16.0	13.1	*14.0	10.2	*11.9	8.3	*9.8							
	–5 m			*14.4	*14.4	*13.2	*13.2	*11.5	*11.5	*9.5	*9.5									

Courtesy of Machine.Market

ZAXIS 520LCH

STANDARD EQUIPMENT

Standard equipment may vary by country, so please consult your Hitachi dealer for details.

ENGINE

- H/P mode control
- P mode control
- E mode control
- 50 A alternator
- Dry-type air double filter with evacuator valve (with air filter restriction switch for monitor)
- Cartridge-type engine oil filter
- Cartridge-type fuel filter
- Fuel pre-filter
- Radiator, oil cooler and intercooler with dust protective net
- Radiator reserve tank
- Fan guard
- Isolation-mounted engine
- Auto-idle system

HYDRAULIC SYSTEM

- Work mode selector
- Engine speed sensing system
- E-P control system
- Power boost
- Auto power lift
- Boom mode selector system
- Shockless valve in pilot circuit
- Control valve with main relief valve
- Extra port for control valve
- Suction filter
- Full-flow filter
- Pilot filter
- Drain filter
- Quick warm-up system for pilot circuit

CAB

- H/R cab
- OPG top guard fitted Level II (ISO10262) compliant cab
- All-weather sound suppressed steel cab
- Laminated straight and fixed glass front window
- Left side window can be opened
- 6 fluid-filled elastic mounts
- Intermittent windshield wipers
- Front window washer
- Adjustable reclining suspension seat with adjustable armrests
- Footrest
- Electric double horn
- AM-FM radio with digital clock
- Auto-idle selector
- Retractable Seat belt
- Drink holder
- Cigarette lighter
- Ashtray
- Storage box
- Glove compartment
- Floor mat
- Short wrist control levers
- Pilot control shut-off lever
- Auto control air conditioner
- Pilot control shut-off lever
- Engine shut-off switch
- Transparent roof with slide curtain

MONITOR SYSTEM

- Display of meters: water temperature, hour, fuel rate, clock
- Other displays: work mode, auto-idle, glow, rearview monitor, operating conditions, etc
- Alarms: overheat, engine warning, engine oil pressure, alternator, minimum fuel level, hydraulic filter restriction, air filter restriction, work mode, overload, etc
- Alarm buzzers: overheat, engine oil pressure, overload

LIGHTS

- 2 working lights
- 2 cab lights

UPPERSTRUCTURE

- 4.5 mm thickness Undercover
- 9 820 kg counterweight
- Fuel level float
- Rearview camera
- 170 Ah batteries
- Hydraulic oil level gauge
- Tool box
- Utility space
- Rearview mirror (right & left side)
- Swing parking brake
- Ladder

UNDERCARRIAGE

- Travel parking brake
- Travel motor covers
- Hydraulic track adjuster
- Idler track guard
- Bolt-on sprocket
- Upper and lower rollers
- Reinforced track links with pin seals
- Full track guard
- 600 mm double grouser shoes

FRONT ATTACHMENTS

- Flanged pin
- Monolithically cast bucket link A
- Centralized lubrication systen
- Dirt seal on all bucket pins
- 7.0 m H-boom and 3.4 m H-arm
- Damage prevention plate and square bars
- 1.9 m^3 (SAE, PCSA heaped) rock bucket (with dual type side shrouds)

MISCELLANEOUS

- Standard tool kit
- Lockable machine covers
- Lockable fuel refilling cap
- Skid-resistant tapes, plates and handrails
- Travel direction mark on track frame
- Onboad information controller
- Theft deterrent system

OPTIONAL EQUIPMENT

Optional equipment may vary by country, so please consult your Hitachi dealer for details.

- Hose rupture valves
- Electric fuel refilling pump with auto-stop
- Swing motion alarm device with lamps
- Travel motion alarm device
- Biodegradable oil
- Extinguisher
- Pre cleaner
- Cab front step
- Auto-grease lubricator
- Electric grease gun
- Right side walk
- Rain guard for cab
- Attachment basic piping
- Accessories for breaker
- Accessories for breaker & crusher
- Accessories for 2 speed selector
- Sun visor
- 12 V power source
- Additional fuse box
- Overload alarm
- Rear view camera
- Front glass lower guard
- Front glass upper guard
- 6.3 m BE-boom
- 2.5 m BE-arm
- 2.9 m BE-arm

Courtesy of Machine.Market

ZAXIS 500LC

ENGINE

Model ..... Isuzu AH-6WG1XYSA-01
Type ..... 4-cycle water-cooled, direct injection
Aspiration ..... Turbocharged
No. of cylinders 6
Rated power
DIN 6271, net..... H/P mode : 260 kW (353 PS) at 1 800 min^{-1}(rpm)
SAE J1349, net..... H/P mode : 260 kW (353 HP) at 1 800 min^{-1}(rpm)
Maximum torque ..... 1 580 Nm (161 kgfm) at 1 500 min^{-1}(rpm)
Piston displacement.... 15.681 L
Bore and stroke..... 147 mm x 154 mm
Batteries..... 2 x 12 V / 170 AH

HYDRAULIC SYSTEM

- Work mode selector
  General purpose mode / Attachment mode
- Engine speed sensing system

Main pumps ..... 2 variable displacement axial piston pumps
Maximum oil flow... 2 x 360 L/min
Pilot pump..... 1 gear pump
Max. oil flow ..... 30 L/min

Hydraulic Motors

Travel ..... 2 axial piston motors with parking brake
Swing..... 2 axial piston motors

Relief Valve Settings

Implement circuit..... 31.9 MPa (325 kgf/cm^2)
Swing circuit..... 27.9 MPa (285 kgf/cm^2)
Travel circuit ..... 34.3 MPa (350 kgf/cm^2)
Pilot circuit ..... 3.9 MPa (40 kgf/cm^2)
Power boost ..... 34.3 MPa (350 kgf/cm^2)

Hydraulic Cylinders

High-strength piston rods and tubes. Cylinder cushion mechanisms provided in boom and arm cylinders to absorb shock at stroke ends.

Dimensions

	Quantity	Bore	Rod diameter
Boom	2	170 mm	115 mm
Arm	1	190 mm	130 mm
Bucket	1	170 mm	120 mm

Hydraulic Filters

Hydraulic circuits use high-quality hydraulic filters. A suction filter is incorporated in the suction line, and full-flow filters in the return line and swing/travel motor drain lines.

CONTROLS

Pilot controls. Hitachi's original shockless valve.

Implement levers..... 2
Travel levers with pedals..... 2

UPPERSTRUCTURE

Revolving Frame

Welded sturdy box construction, using heavy-gauge steel plates for ruggedness. D-section frame for resistance to deformation.

Swing Device

Axial piston motor with planetary reduction gear is bathed in oil. Swing circle is single-row, shear-type ball bearing with inductionhardened internal gear. Internal gear and pinion gear are immersed in lubricant. Swing parking brake is spring-set/hydraulic-released disc type.

Swing speed ..... 9.0 min^{-1} (rpm)

Operator's Cab

Independent spacious cab, 1 005 mm wide by 1 675 mm high, conforming to ISO* Level II Standards. Reinforced glass windows on 4 sides for visibility. Openable front windows (upper and lower). Reclining seat with armrests; adjustable with or without control levers.
* International Standardization Organization

UNDERCARRIAGE

Tracks

Tractor-type undercarriage. Welded track frame using selected materials. Side frame bolted to track frame. Lubricated track rollers, idlers, and sprockets with floating seals.
Track shoes with triple grousers made of induction-hardened rolled alloy. Heat-treated connecting pins with dirt seals. Hydraulic (grease) track adjusters with shock-absorbing recoil springs.

Numbers of Rollers and Shoes on Each Side

Upper rollers..... 3
Lower rollers..... 8
Track shoes..... 49
Track guard..... 2

Travel Device

Each track driven by axial piston motor through reduction gear for counterrotation of the tracks. Sprockets are replaceable. Parking brake is spring-set/hydraulic-released disc type.
Automatic transmission system: High-Low.

Travel speeds ..... High : 0 to 4.0 km/h
Low : 0 to 2.9 km/h

Maximum traction force.... 415 kN (42 300 kgf)

Gradeability ..... 35° (70 %) continuous

WEIGHTS AND GROUND PRESSURE

Equipped with 7.0 m boom, 3.4 m arm, and 2.10 m^3 bucket (SAE, PCSA heaped).

Shoe type	Shoe width	Operating weight	Ground pressure
Double grouser	600 mm	49 500 kg	88 kPa (0.89 kgf/cm^2)
	750 mm	50 300 kg	71 kPa (0.72 kgf/cm^2)
	900 mm	51 100 kg	60 kPa (0.61 kgf/cm^2)

Note: Depending on the jobsites conditions, 750 mm grouser shoe and 900 mm grouser shoe may not be recommended for rock, hard surface or forestry application.

BACKHOE ATTACHMENTS

Boom and arms are of all-welded, box-section design. A number of booms and arms are available. Bucket is of all-welded, high-strength steel structure.

Backhoe Buckets

Capacity		Width		No. of teeth	Weight	Recommendation ZX520LC-3						
						6.3 m BE-boom		7.0 m boom				8.2 m boom
SAE, PCSA heaped	CECE heaped	Without side cutters	With side cutters			2.5 m BE-arm	2.9 m BE-arm	2.9 m arm	3.4 m arm	3.9 m arm	4.9 m arm	4.9 m arm
1.15 m^3	1.00 m^3	1 100 mm	1 210 mm	5	1 070 kg	X	X	X	X	X	◎	◎
1.40 m^3	1.20 m^3	1 280 mm	1 410 mm	5	1 170 kg	X	X	X	X	X	◎	–
1.60 m^3	1.40 m^3	1 220 mm	1 360 mm	5	1 480 kg	–	–	◎	◎	◎	X	X
1.90 m^3	1.70 m^3	1 400 mm	1 540 mm	5	1 590 kg	–	–	◎	◎	◎	X	X
2.10 m^3	1.80 m^3	1 490 mm	1 630 mm	5	1 650 kg	–	–	◎	◎	○	X	X
2.30 m^3	2.00 m^3	1 520 mm	1 660 mm	5	1 800 kg	◎	◎	◎	○	–	X	X
2.50 m^3	2.20 m^3	1 630 mm	1 770 mm	5	1 870 kg	◎	◎	–	–	–	X	X
2.65 m^3	2.30 m^3	1 720 mm	1 860 mm	5	1 930 kg	◎	○	–	–	–	X	X
Applicable shoe type						600 mm Triple grouser						
						750 mm Triple grouser						
						900 mm Triple grouser						

○ Suitable for materials with desity of 1 600 kg/m^3 or less
◎ Suitable for materials with desity of 1 800 kg/m^3 or less
– Not applicable
X Can't installed

SERVICE REFILL CAPACITIES

	liters
Fuel tank	725.0
Engine coolant	55.0
Engine oil	57.0
Swing device (each side)	6.5
Travel device (each side)	11.0
Hydraulic system	560.0
Hydraulic oil tank	330.0

Courtesy of Machine.Market

ZAXIS 500LC

DIMENSIONS

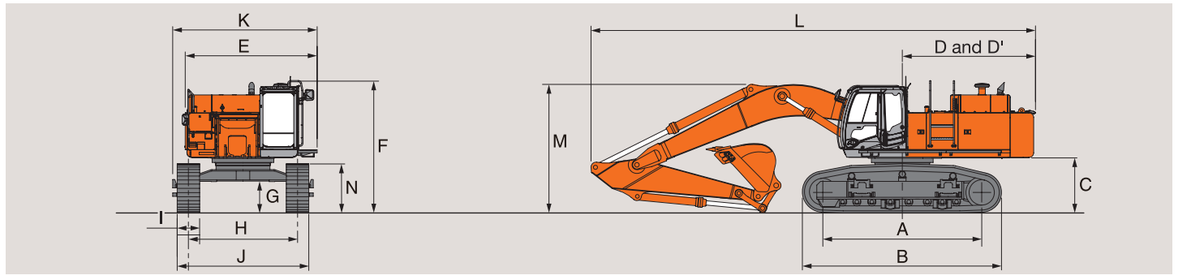

Unit: mm

		ZX500LC-3 *2
A Distance between tumblers		4 250
B Undercarriage length		5 330
*1 C Counterweight clearance		1 435
D Rear-end swing radius		3 645
D' Rear-end length		3 560
E Overall width of upperstructure		3 530
F Overall height of cab		3 410
*1 G Min. ground clearance		810
H Track gauge: Extenced/Retracted		2 920 / 2 420
I Track shoe width		G 600 / G 750 / G 900
J Undercarriage width		
Extended/Retracted	G600	3 520 / 3 020
	G750	3 670 / 3 170
	G900	3 820 / 3 590
K Overall width		3 860
L Overall length		11 890
M Overall height of boom		3 500
N Track height		1 290

*1 Excluding track shoe lug. *2 Equipped with 7.0 m boom and 3.4 m arm

WORKING RANGES

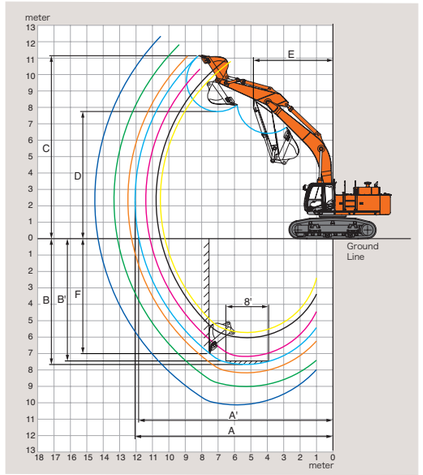

Unit: mm

Arm length	ZX500LC-3						
	6.3 m BE-boom		7.0 m boom				8.2 m boom
	2.5 m BE-arm	2.9 m BE-arm	2.9 m arm	3.4 m arm	3.9 m arm	4.9 m arm	4.9 m arm
A Max. digging reach	10 570	10 860	11 400	12 060	12 490	13 340	14 510
A' Max. digging reach (on ground)	10 300	10 600	11 150	11 820	12 270	13 130	14 320
B Max. digging depth	5 820	6 160	7 200	7 690	8 200	9 030	10 150
B' Max. digging depth (8' level)	5 650	6 000	7 000	7 550	8 070	8 920	10 040
C Max. cutting height	10 820	10 960	10 330	11 130	11 240	11 810	12 310
D Max. dumping height	7 290	7 410	7 100	7 730	7 840	8 750	9 290
E Min. swing radius	4 070	3 930	5 020	4 840	4 810	4 850	5 870
F Max. vertical wall	4 550	4 950	5 190	6 510	6 900	8 340	9 330
Bucket digging force ISO*	277 kN (28 300 kgf)	277 kN (28 300 kgf)	277 kN (28 300 kgf)	278 kN (28 400 kgf)	278 kN (28 400 kgf)	231 kN (23 600 kgf)	231 kN (23 600 kgf)
Arm crowd force ISO*	286 kN (29 200 kgf)	249 kN (25 400 kgf)	252 kN (25 700 kgf)	216 kN (22 000 kgf)	195 kN (19 900 kgf)	172 kN (17 600 kgf)	172 kN (17 600 kgf)
Bucket digging force* SAE : PCSA	250 kN (25 500 kgf)	250 kN (25 500 kgf)	247 kN (25 200 kgf)	249 kN (25 400 kgf)	249 kN (25 400 kgf)	207 kN (21 100 kgf)	207 kN (21 100 kgf)
Arm crowd force* SAE : PCSA	277 kN (28 300 kgf)	242 kN (24 700 kgf)	245 kN (25 000 kgf)	209 kN (21 300 kgf)	190 kN (19 400 kgf)	170 kN (17 300 kgf)	170 kN (17 300 kgf)

Excluding track shoe lug * At power boost

Metric measure

Notes: 1. Ratings are based on SAE J1097.
2. Lifting capacity of the ZAXIS Series does not exceed 75 % of tipping load with the machine on firm, level ground or 87 % full hydraulic capacity.
3. The load point is a hook (not standard equipment) located on the back of the bucket.
4. *Indicates load limited by hydraulic capacity.

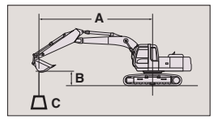

A: Load radius
B: Load point height
C: Lifting capacity

ZX500LC-3 Rating over-side or 360 degrees Rating over-front Unit: 1 000 kg

Conditions	Load point height	Load radius 2 m		3 m		4 m		5 m		6 m		7 m		8 m		9 m		10 m		At max. reach		
																						meter
Boom 7.00 m Arm 3.40 m Bucket SAE,PCSA: 2.10 m³ Shoe 600 mm	8 m													*8.1	*8.1					*4.2	*4.2	10.1
	6 m													*9.7	*9.7	8.3	*9.3			*4.2	*4.2	11.0
	4 m							*16.9	*16.9	*13.9	*13.9	12.1	*12.1	9.7	*10.9	8.0	*10.0	6.6	*8.7	*4.3	*4.3	11.5
	2 m							18.7	*21.8	14.3	*17.1	11.3	*14.2	9.2	*12.3	7.6	*10.9	6.4	9.6	*4.7	*4.7	11.5
	0 (Ground)							17.9	*18.8	13.5	*18.6	10.7	*15.5	8.8	*13.2	7.3	11.0	6.2	9.4	5.2	*5.3	11.1
	–2 m			*10.8	*10.8	*17.4	*17.4	17.8	*21.7	13.3	*18.2	10.5	*15.4	8.6	13.1	7.2	10.9			5.9	*6.5	10.3
	–4 m			*24.1	*24.1	*21.5	*21.5	18.1	*18 .6	13.5	*16.0	10.6	*13.7	8.7	*11.6					7.7	*8.1	8.8
	–6 m							*12.8	*12.8	*10.9	*10.9	*8.5	*8.5									
Boom 7.00 m Arm 3.90 m Bucket SAE,PCSA: 1.90 m³ Shoe 600 mm	8 m															*4.7	*4.7			*3.5	*3.5	10.6
	6 m													*8.9	*8.9	8.3	*8.6	*5.6	*5.6	*3.5	*3.5	11.5
	4 m									*12.8	*12.8	*11.3	*11.3	9.8	*10.2	8.0	*9.4	6.6	*8.8	*3.6	*3.6	11.9
	2 m							18.9	*20.5	14.3	*16.2	11.3	*13.5	9.2	*11.7	7.6	*10.5	6.3	9.5	*3.9	*3.9	11.9
	0 (Ground)					*8.4	*8.4	17.8	*22.2	13.4	*18.1	10.6	*15.1	8.7	*12.9	7.2	10.9	6.1	9.2	*4.5	*4.5	11.6
	–2 m	*8.2	*8.2	*11.3	*11.3	*17.1	*17.1	17.5	*22.0	13.1	*18.2	10.3	*15.3	8.4	12.9	7.0	10.7	5.9	9.1	5.4	*5.4	10.8
	–4 m			*22.1	*22.1	*23.1	*23.1	17.7	*19.5	13.2	*16.5	10.3	*14.1	8.4	*12.0	7.1	*10.0			6.8	*7.3	9.4
	–6 m					*16.7	*16.7	*14.5	*14.5	*12.4	*12.4	*10.3	*10.3									

Courtesy of Machine.Market

ZAXIS 500LC

STANDARD EQUIPMENT

Standard equipment may vary by country, so please consult your Hitachi dealer for details.

ENGINE

- H/P mode control
- P mode control
- E mode control
- 50 A alternator
- Dry-type air double filter with evacuator valve (with air filter restriction switch for monitor)
- Cartridge-type engine oil filter
- Cartridge-type fuel filter
- Fuel pre-filter
- Radiator, oil cooler and intercooler with dust protective net
- Radiator reserve tank
- Fan guard
- Isolation-mounted engine
- Auto-idle system

HYDRAULIC SYSTEM

- Work mode selector
- Engine speed sensing system
- E-P control system
- Power boost
- Auto power lift
- Boom mode selector system
- Shockless valve in pilot circuit
- Control valve with main relief valve
- Extra port for control valve
- Suction filter
- Full-flow filter
- Pilot filter
- Drain filter
- Quick warm-up system for pilot circuit

CAB

- CRES II cab
- OPG top guard fitted Level I (ISO10262) compliant cab
- All-weather sound suppressed steel cab
- Tinted (green color) glass windows
- 6 fluid-filled elastic mounts
- Openable windows ; upper and lower front, and left side
- Intermittent windshield wipers
- Front window washer
- Adjustable reclining suspension seat with adjustable armrests
- Footrest
- Electric double horn
- AM-FM radio with digital clock
- Auto-idle selector
- Retractable Seat belt
- Drink holder
- Cigarette lighter
- Ashtray
- Storage box
- Glove compartment
- Floor mat
- Short wrist control levers
- Pilot control shut-off lever
- Auto control air conditioner
- Pilot control shut-off lever
- Engine shut-off switch

MONITOR SYSTEM

- Display of meters: water temperature, hour, fuel rate, clock
- Other displays: work mode, auto-idle, glow, rearview monitor, operating conditions, etc
- Alarms: overheat, engine warning, engine oil pressure, alternator, minimum fuel level, hydraulic filter restriction, air filter restriction, work mode, overload, etc
- Alarm buzzers: overheat, engine oil pressure, overload

LIGHTS

- 2 working lights

UPPERSTRUCTURE

- Undercover
- 9 820 kg counterweight
- Fuel level float
- Rearview camera
- 170 Ah batteries
- Hydraulic oil level gauge
- Tool box
- Utility space
- Rearview mirror (right & left side)
- Swing parking brake
- Ladder

UNDERCARRIAGE

- Travel parking brake
- Travel motor covers
- 2 track guard (each side) and hydraulic track adjuster
- Idler track guard
- Bolt-on sprocket
- Upper and lower rollers
- Reinforced track links with pin seals
- 600 mm triple grouser shoes

FRONT ATTACHMENTS

- Flanged pin
- Monolithically cast bucket link A
- Centralized lubrication systen
- Dust seal on all bucket pins
- 7.0 m boom and 3.4 m arm
- 2.1 m^3 (SAE, PCSA heaped) bucket

MISCELLANEOUS

- Standard tool kit
- Lockable machine covers
- Lockable fuel refilling cap
- Skid-resistant tapes, plates and handrails
- Travel direction mark on track frame
- Onboad information controller
- Theft deterrent system

OPTIONAL EQUIPMENT

Optional equipment may vary by country, so please consult your Hitachi dealer for details.

- H/R cab : OPG top guard fitted Level II (ISO10262) compliant cab (with 2 cab lights)
- Hose rupture valves
- Electric fuel refilling pump with auto-stop
- Swing motion alarm device with lamps
- Travel motion alarm device
- Biodegradable oil
- Extinguisher
- Pre cleaner
- Cab front step
- 2 cab lights (for CERS II cab)
- Auto-grease lubricator
- Electric grease gun
- Right side walk
- Rain guard for cab
- Attachment basic piping
- Accessories for 2 speed selector
- 12 V power source
- Additional fuse box
- Overload alarm
- Rear view camera
- Front glass lower guard
- Front glass upper guard
- Full track guard
- 750 mm Triple grouser shoe
- 900 mm Triple grouser shoe
- 6.3 m BE-boom
- 2.5 m BE-arm
- 2.9 m BE-arm
- 2.9 m arm
- 3.9 m arm
- 4.9 m arm

Courtesy of Machine.Market

TRANSPORTATION

BASIC MACHINE (WITHOUT COUNTERWEIGHT)

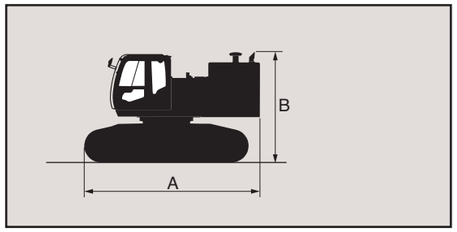

	Shoe width	Overall width*	Weight	A	B
ZX500LC-3	600 mm	3 060 mm	30 800 kg	5 400 mm	3 500 mm
	750 mm	3 170 mm	31 500 kg		
	900 mm	3 320 mm	32 300 kg		
ZX520LCH-3	600 mm	3 060 mm	31 900 kg	5 620 mm	3 520 mm

Note: Undercarriage retracted

BASIC MACHINE FITTED WITH BOOM AND NO SIDEWALK

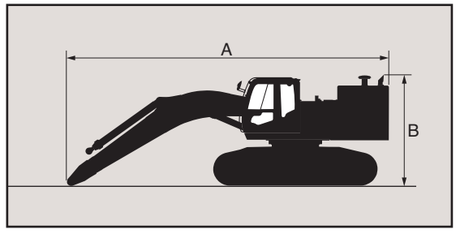

	Boom length	Shoe width	Overall width*	Weight	A	B
ZX500LC-3	6.3 m BE	600 mm	3060 mm	36 000 kg	9 060 mm	3 500 mm
		750 mm	3170 mm	36 800 kg		
		900 mm	3320 mm	37 600 kg		
	7.0 m	600 mm	3060 mm	35 600 kg	9 850 mm	
		750 mm	3170 mm	36 400 kg		
		900 mm	3320 mm	37 100 kg		
ZX520LCH-3	6.3 m BE	600 mm	3060 mm	37 200 kg	9 060 mm	3 520 mm
	7.0 m H	600 mm	3060 mm	37 000 kg	9 850 mm	

Note: Undercarriage retracted

BASIC MACHINE WITH FRONT AND SIDEWALK

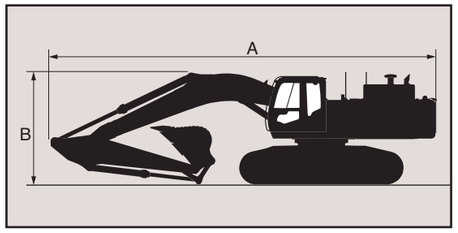

Boom length		6.3 m BE		7 m				7 m H		8.2 m
Arm length		2.5 m BE	2.9 m BE	2.9 m	3.4 m	3.9 m	4.9 m	2.9 m BE	3.4 m H	4.9 m
ZX500LC-3	A	11 400 mm	11 220 mm	11 980 mm	11 890 mm	11 890 mm	11 800 mm	–	–	13 110 mm
	B	4 100 mm	3 980 mm	3 620 mm	3 500 mm	3 500 mm	4 680 mm	–	–	4 450 mm
ZX520LCH-3	A	11 400 mm	11 270 mm	–	–	–	–	11 980 mm	11 890 mm	–
	B	4 100 mm	3 980 mm	–	–	–	–	3 500 mm	3 500 mm	–

TRANSPORTATION

BUCKET

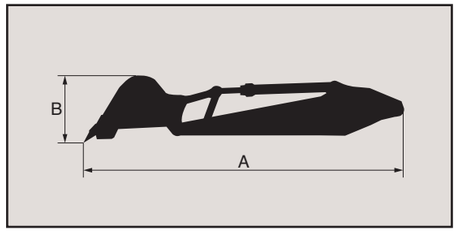

ZX500LC-3

Arm	Bucket SAE, PCSA heaped	A	B	Overall width	Weight
2.5 m BE	2.50 m^3	5 650 mm	1 470 mm	1 770 mm	5 000 kg
2.9 m BE	2.30 m^3	6 030 mm	1 340 mm	1 660 mm	4 200 kg
3.4 m	1.90 m^3	6 430 mm	1 270 mm	1 540 mm	3 920 kg
	2.10 m^3	6 430 mm	1 270 mm	1 630 mm	3 980 kg
3.9 m	1.90 m^3	6 930 mm	1 270 mm	1 540 mm	4 230 kg
4.9 m	1.40 m^3	7 760 mm	1 170 mm	1 410 mm	3 720 kg

ZX520LCH-3

Arm	Bucket SAE, PCSA heaped	A	B	Overall width	Weight
2.5 m BE	2.50 m^3	5 650 mm	1 470 mm	1 820 mm	5 490 kg
2.9 m BE	2.30 m^3	6 030 mm	1 340 mm	1 700 mm	4 660 kg
3.4 m H	1.90 m^3	6 370 mm	1 470 mm	1 500 mm	4 630 kg

BUCKET

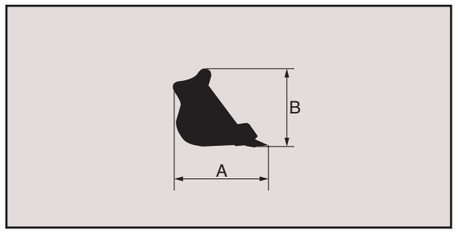

ZX500LC-3 (Hoe bucket)

Bucket		A	B	Overall width	Weight
PCSA heaped	CECE heaped				
1.15 m^3	1.00 m^3	1 800 mm	1 350 mm	1 210 mm	1 070 kg
1.40 m^3	1.20 m^3	1 800 mm	1 350 mm	1 410 mm	1 170 kg
1.60 m^3	1.40 m^3	1 960 mm	1 570 mm	1 360 mm	1 480 kg
1.90 m^3	1.70 m^3	1 960 mm	1 570 mm	1 540 mm	1 590 kg
2.10 m^3	1.80 m^3	1 960 mm	1 570 mm	1 630 mm	1 650 kg
2.30 m^3	2.00 m^3	1 950 mm	1 660 mm	1 660 mm	1 800 kg
2.50 m^3	2.20 m^3	1 950 mm	1 660 mm	1 770 mm	1 870 kg
2.65 m^3	2.30 m^3	1 950 mm	1 660 mm	1 860 mm	1 930 kg

ZX520LCH-3 (Rock bucket)

Bucket		A	B	Overall width	Weight
PCSA heaped	CECE heaped				
1.90 m^3	1.70 m^3	2 030 mm	1 480 mm	1 500 mm	2 070 kg
2.10 m^3	1.80 m^3	1 950 mm	1 650 mm	1 580 mm	2 170 kg
2.30 m^3	2.00 m^3	1 950 mm	1 650 mm	1 700 mm	2 260 kg
2.50 m^3	2.20 m^3	1 950 mm	1 650 mm	1 820 mm	2 360 kg

COUNTERWEIGHT 9 820 kg

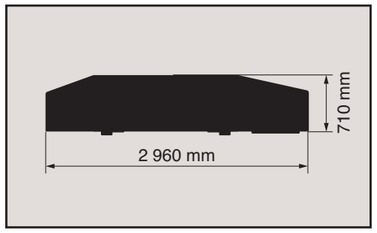

LEFT SIDEWALK 44 kg

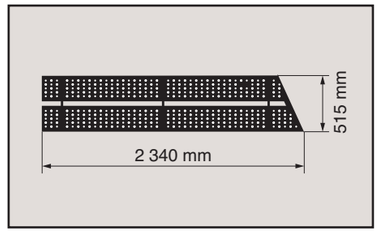

LEFT SIDEWALK 30 kg

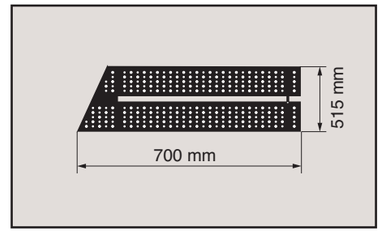

Courtesy of Machine.Market

These specifications are subject to change without notice.
Illustrations and photos show the standard models, and may or may not include optional equipment, accessories, and all standard equipment with some differences in color and features.
Before use, read and understand the Operator's Manual for proper operation.

Hitachi Construction Machinery
www.hitachi-c-m.com

KS-EN011 06.02 (SA/KA,MT3)

Printed in Japan

Courtesy of Machine.Market