

**ZAXIS-5 series Short-tail-swing version**

**HITACHI**

**Reliable solutions**

**ZAXIS33U**



## **HYDRAULIC EXCAVATOR**

**Model Code : ZX33U-5A**

**Engine Rated Power : 21.2 kW (28.4 HP)**

**Operating Weight : 3 320 - 3 720 kg**

**Backhoe Bucket ISO Heaped : 0.08 m<sup>3</sup>**



# WALK AROUND

## CONTENTS

### 4-5 Performance

Hitachi mini excavators are renowned for durability, and deliver high levels of productivity with reduced running costs

### 6-7 Comfort

The cab of the new Hitachi mini excavators is spacious and comfortable, with more leg room, enhanced visibility and user-friendly features

### 8-9 Maintenance

Quick and easy cleaning and maintenance can be carried out on the new ZAXIS 33U thanks to convenient and accessible features

### 10-15 Specifications

#### Reduced fuel costs

The advanced energy saving system of the new ZAXIS mini excavator has significantly reduced fuel consumption.

#### Improved durability

Strengthened front joints, an improved swing post and boom cylinder guard are among the new features of the ZAXIS mini excavator range.

#### Greater versatility

With the optional upper muffler, auto shift travelling and a variety of optional parts, the new ZAXIS 33U is suitable for a wide range of applications.



# ZAXIS 33U

The new Hitachi ZAXIS 33U mini excavator has been designed with one aim in mind – to enable our customers to make their visions a reality. It sets a new standard in terms of performance, comfort and maintenance, and builds upon the Hitachi reputation for versatility, reliability and durability. For owners, it meets the need for efficiency and high quality; for operators, it provides a comfortable, safe working environment and is extremely user-friendly. Thanks to a range of easy maintenance features and with the help of the Hitachi Support Chain after-sales programme, the new ZAXIS 33U delivers excellent levels of availability, allowing you to bring every task to a satisfying conclusion – on time, on budget and to a high standard.

### Large cab

The wide operator seat, enhanced armrest and easy access to the cab of the new ZAXIS provide a more comfortable working environment for the operator.

### Ultimate comfort

Additional air conditioning vents ensure the cab remains at a comfortable temperature all year round.



### Short-tail swing radius

The short-tail swing radius makes the ZAXIS mini excavator ideal for working in confined spaces, particularly in urban areas on road construction and utilities projects.

### Easily accessible information

The large multi-function LCD monitor screen provides technical data and is easy to view during the day and at night.

### Quick and easy service access

The new ZAXIS has wide covers that are easy to open, and the radiator and oil cooler are conveniently located side by side.







# PERFORMANCE

Like all new ZAXIS models, the mini excavator range has been designed to deliver high levels of productivity and reduced running costs. Suitable for working on such projects as earthmoving, utilities and general construction – and particularly where space is limited – they are fast, powerful and fuel-efficient. They are also extremely durable, thanks to several new design features, which have been incorporated by Hitachi to ensure that they provide an outstanding level of performance on any job site.



# Designed to reduce running costs and built to last



## Lower fuel costs

To stand out in today's competitive construction market, your choice of machinery is vital. The productivity and efficiency of your equipment has a direct impact on your company's profitability and ultimately its success. These considerations were at the heart of the development of the new range of ZAXIS mini excavators.

For example, an advanced energy-saving system has been incorporated into the new ZAXIS 33U model. It combines the ECO mode, auto idle and isochronous control features of the excavator to significantly reduce fuel consumption. Further benefits of this system include lower noise levels and emissions.

Fuel efficiency is also assured by the ZAXIS mini excavator's all-new engine, which is paired with an electronic governor. Working with the efficient hydraulic system, it ensures that the excavator works with less fuel than the previous ZAXIS model (21% less in PWR mode\*), while maintaining high levels of productivity.

## Greater durability

Working on a variety of construction projects under the pressure of deadlines requires reliable and durable machines that help you to get the job done on time and within budget. The new ZAXIS mini excavators are extremely durable, thanks to a range of new and improved features.

The front joints of the machine have been strengthened, the swing post has been improved and the D-frame has also been reinforced. The ZAXIS 33U is also equipped with a boom cylinder guard and a box sectioned rigid frame blade. A shorter pilot shut-off lever also provides added durability.

The overall performance of your equipment depends on high levels of availability and productivity. We believe that you will be able to enjoy a lower cost of ownership thanks to the durability of our new ZAXIS mini excavators.

*\* Based on the measurement with the Hitachi test rule*

## Key features

- Auto shift travelling system
- Accumulator (optional)
- Efficient hydraulic system
- Auto idle system

- ECO mode
- Boom cylinder guard
- Box sectioned rigid frame blade





# COMFORT

The new ZAXIS mini excavator may look compact on the outside, but the spacious cab proves that it is big on the inside. Hitachi design engineers consulted the views of operators all around the world on the most important considerations for the interior of the machine. As a result, they have developed a comfortable working environment with enhanced visibility, user-friendly features and a greater sense of space than the previous Hitachi models. It helps the ZAXIS 33U to set a new standard on any job site.



# The cab of the new ZAXIS mini excavator is bigger and better



## From the comfort of the cab

If you're spending the majority of your working day in the cab of a Hitachi ZAXIS mini excavator, it's important that you feel comfortable and at ease while you work. Hitachi has designed the new ZAXIS 33U with the operator firmly in mind, so that you will feel less tired at the end of your day on the construction site.

The wide seat and large cab interior are two of the most obvious changes to the new mini excavator range. There is more leg room thanks to the folding foot pedals, and an adjustable armrest also allows the operator to find the most comfortable seated position. Access to and from the cab is also easier thanks to the introduction of an entrance step.

## Enhanced visibility

An enlarged front window and door also contribute to the greater sense of space compared to the previous models, while also providing greater visibility. This is particularly important on busy construction sites and when working in compact spaces, to avoid unnecessary damage to the machine, or health and safety issues for the operator.

## At your fingertips

The power lies firmly in the hands of the operator in the new ZAXIS mini excavator, as Hitachi has incorporated a number of user-friendly features.

The new multi-function LCD monitor has a large three-and-a-half inch screen that is easy to view in bright sunlight or at night. It provides all vital technical data at a glance, including the machine's status and settings, and is positioned within easy reach of your right hand. The proportional switch in the new, optional, auxiliary function lever allows easy control of the front attachment.

## Enjoy your day

We wanted to ensure that our operators would be happy with the changes to the interior of the new ZAXIS mini excavator range, because we realise that a happy operator is also a more productive one. The emphasis of many of the new developments was on creating a pleasant working environment.

Additional air conditioning vents have been introduced to the rear of the cab, for example, to ensure that the climate within it remains comfortable, whatever the weather. The pressure of the ROPS cab has also been increased for the new ZAXIS model to reduce the amount of dust entering the cab.

## Key features

■ Enhanced visibility

■ New LCD monitor

■ Easily accessible information

■ Expansive leg room

■ Wide and comfortable seat

■ Folding foot pedals and adjustable armrest

■ Improved air conditioning

■ Auxiliary function lever (optional)





# MAINTENANCE

The new ZAXIS mini excavators will deliver high levels of availability, wherever in the world they are required to work. This is thanks, in part, to the Hitachi reputation for manufacturing reliable and durable machines. It is also due to their range of convenient maintenance features, which allow you to carry out quick and easy cleaning and service tasks on the job site. So, you can be assured of their optimum performance at all times.





# Enjoy trouble-free days on the jobsite thanks to easy maintenance



## Easy acces

The new range of ZAXIS mini excavators has been designed with a variety of convenient features with the aim of making routine maintenance and servicing quick and easy for our customers.

The excavator's daily inspection points have been grouped together to allow for quick access, so that you can continue with your work as soon as possible. The cooling pack has also been arranged in parallel to achieve greater cooling efficiency.

The covers of the ZAXIS 33U excavator, including those for the radiator, engine and fuel tank, have been designed to open widely and conveniently. A tilting device for the tilt-up floor is available as an option, providing even greater access for service and maintenance procedures.

Information on the new ZAXIS mini excavator is also easy to access, thanks to the Global e-Service and Owner's websites (available as an option). This enables you to access operational data on each machine online, helping you to plan preventative maintenance and manage your fleet remotely.

## Easy cleaning

A clean machine ensures optimum performance and helps to minimise downtime. Hitachi has introduced several new features to the new ZAXIS mini excavator range to help you keep it in excellent working order and maximise its availability. Inside the cab, the new two-piece floor mat can be removed and cleaned easily. An interior filter has been fitted to the air conditioning system, so that dust and air particles can be captured effectively.

## Support Chain

To further protect your investment in your new ZAXIS mini excavator, the Hitachi Support Chain after-sales programme gives you the flexibility to create a tailor-made service plan. This can include: Global e-Service, technical support, extended warranty and service contracts, and parts and remanufactured components. Each one of these is a link in the chain of service available from Hitachi via your local dealer. For more details, please contact your local dealer.

## Key features

- Spacious tool box
- Improved grease points
- Easy to open covers
- Global e-Service (optional)



# SPECIFICATIONS

## ENGINE

Model .....	Yanmar EDM-3TNV88
Type .....	4-cycle water-cooled, direct injection
No. of cylinders .....	3
Rated power	
ISO 9249, net .....	21.2 kW (28.4 HP) at 2 400 min <sup>-1</sup> (rpm)
EEC 80/1269, net .....	21.2 kW (28.4 HP) at 2 400 min <sup>-1</sup> (rpm)
SAE J1349, net .....	21.2 kW (28.4 HP) at 2 400 min <sup>-1</sup> (rpm)
Maximum torque .....	105.5 Nm (10.8 kgfm) at 1 000 min <sup>-1</sup> (rpm)
Piston displacement .....	1.642 L
Bore and stroke .....	88 mm x 90 mm
Battery .....	1 x 12 V / 55 Ah

## HYDRAULIC SYSTEM

### Hydraulic Pumps

Main pumps .....	2 variable displacement axial piston pumps 1 gear pump
Maximum oil flow .....	2 x 38.4 L/min 1 x 22.8 L/min
Pilot pump .....	1 gear pump
Maximum oil flow .....	10.8 L/min

### Hydraulic Motors

Travel .....	2 variable displacement axial piston motors
Swing .....	1 axial piston motor

### Relief Valve Settings

Implement circuit .....	24.5 MPa (250 kgf/cm <sup>2</sup> )
Swing circuit .....	16.7 MPa (170 kgf/cm <sup>2</sup> )
Travel circuit .....	24.5 MPa (250 kgf/cm <sup>2</sup> )
Pilot circuit .....	3.9 MPa (40 kgf/cm <sup>2</sup> )

### Hydraulic Cylinders

	Quantity	Bore	Rod diameter	Stroke
Boom (cab)	1	80 mm	45 mm	563 mm
Boom (canopy)	1	80 mm	45 mm	579 mm
Arm	1	70 mm	40 mm	546 mm
Bucket	1	65 mm	40 mm	435 mm
Blade	1	85 mm	45 mm	135 mm
Boom swing	1	85 mm	45 mm	525 mm

## UPPERSTRUCTURE

### Revolving Frame

D-section frame for resistance to deformation.

### Swing Device

Axial piston motor with planetary reduction gear is bathed in oil. Swing circle is single-row. Swing parking brake is spring-set/hydraulic-released disc type.

Swing speed .....	9.1 min <sup>-1</sup> (rpm)
Swing torque .....	5.1 kNm (520 kgfm)

### Operator's Cab

Independent spacious cab, 1 049 mm wide by 1 611 mm high, conforming to ISO\* Standards. Reinforced glass windows on 4 sides for visibility. Front windows (upper and lower) can be opened. Reclining seat.

\* International Organization for Standardization

## UNDERCARRIAGE

### Tracks

Tractor-type undercarriage. Welded track frame using selected materials. Side frame welded to track frame.

### Numbers of Rollers on Each Side

Upper roller .....	1
Lower rollers .....	4

### Travel Device

Each track driven by 2-speed axial piston motor. Parking brake is spring-set/hydraulic-released disc type. Automatic transmission system: High-Low.

Travel speeds .....	High : 0 to 4.3 km/h Low : 0 to 2.8 km/h
---------------------	---

Maximum traction force .. 27 kN (2 750 kgf)

Gradeability .....

58% (30 degree) continuous

## SOUND LEVEL

Sound level in cab according to ISO 6396 ..... LpA 75 dB(A)

External sound level according to ISO 6395 and

EU Directive 2000/14/EC ..... LwA 95 dB(A)

## SERVICE REFILL CAPACITIES

Fuel tank .....	42.0 L
Engine coolant .....	3.9 L
Engine oil .....	7.2 L
Travel device (each side) .....	0.6 L
Hydraulic system .....	56.0 L
Hydraulic oil tank .....	32.0 L

## WEIGHTS AND GROUND PRESSURE

### Operating Weight and Ground Pressure

CAB

Shoe type	Shoe width	Arm length	kg	kPa(kgf/cm <sup>2</sup> )
Rubber shoe	300 mm	1.17 m	3 500	31 (0.32)
		1.52 m	3 510	32 (0.32)
Grouser shoe	300 mm	1.17 m	3 640	33 (0.33)
		1.52 m	3 650	33 (0.33)
Pad crawler shoe	300 mm	1.17 m	3 710	33 (0.34)
		1.52 m	3 720	33 (0.34)

Including 0.08 m<sup>3</sup> (ISO heaped), bucket weight (67 kg).

### 4-PILLAR CANOPY

Shoe type	Shoe width	Arm length	kg	kPa(kgf/cm <sup>2</sup> )
Rubber shoe	300 mm	1.17 m	3 320	30 (0.30)
		1.52 m	3 330	30 (0.30)
Grouser shoe	300 mm	1.17 m	3 460	31 (0.32)
		1.52 m	3 470	31 (0.32)
Pad crawler shoe	300 mm	1.17 m	3 530	32 (0.32)
		1.52 m	3 540	32 (0.32)

Including 0.08 m<sup>3</sup> (ISO heaped), bucket weight (67 kg).

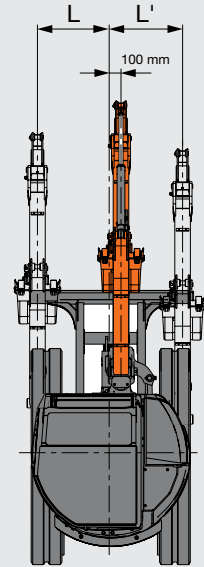
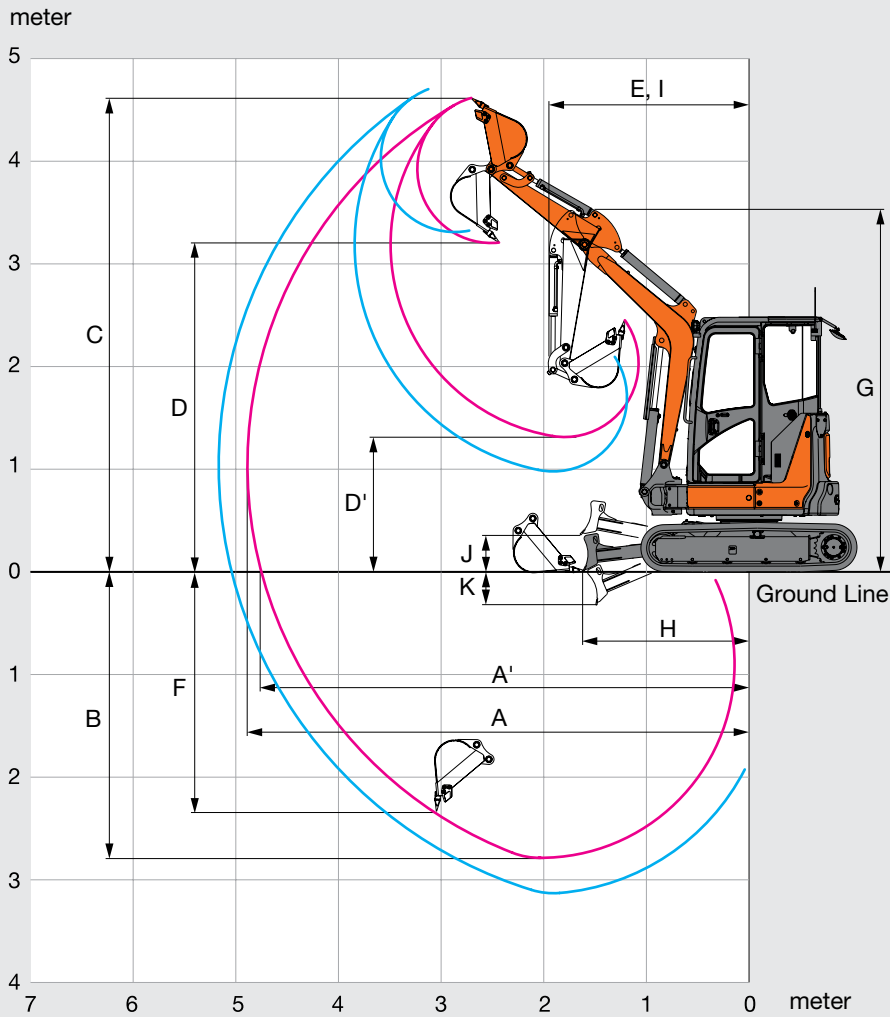
## BUCKET AND ARM DIGGING FORCE

Arm length	1.17 m	1.52 m
Bucket digging force ISO	27.2 kN (2 770 kgf)	
Bucket digging force SAE : PCSA	22.9 kN (2 340 kgf)	
Arm crowd force ISO	16.9 kN (1 720 kgf)	14.6 kN (1 490 kgf)
Arm crowd force SAE : PCSA	15.8 kN (1 610 kgf)	13.9 kN (1 420 kgf)



# SPECIFICATIONS

## WORKING RANGES



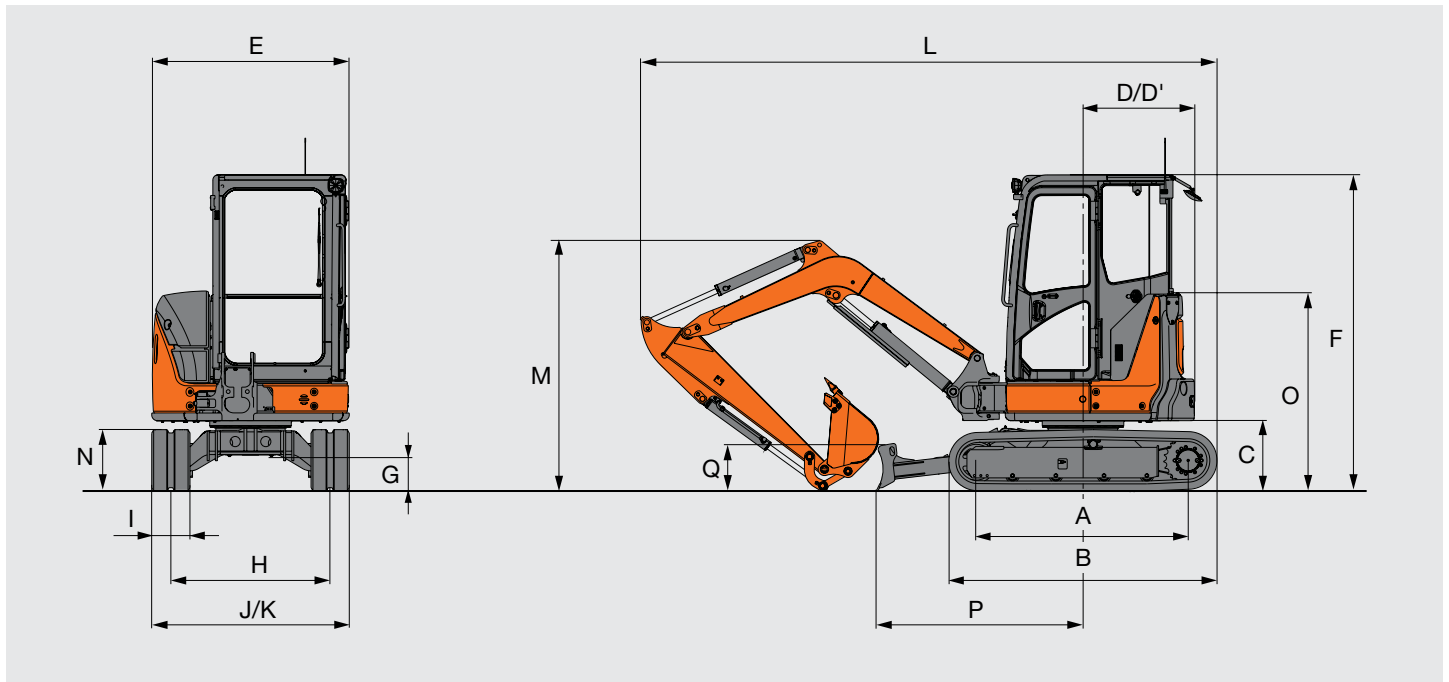
Unit: mm

Arm length	1.17 m		1.52 m	
	Cab	4-Pillar Canopy	Cab	4-Pillar Canopy
A Max. digging reach	4 890		5 170	
A' Max. digging reach (on ground)	4 750		5 040	
B Max. digging depth	2 790		3 130	
C Max. cutting height	4 420	4 620	4 470	4 700
D Max. dumping height	3 030	3 200	3 100	3 310
D' Min. dumping height	1 220	1 310	870	980
E Min. swing radius	2 150	1 970	2 180	2 090
F Max. vertical wall digging depth	2 330		2 530	
G Front height at Min. swing radius	3 440	3 530	3 460	3 560
H Min. level crowding distance	1 610		1 480	
I Working radius at Min. swing radius (Max. boom-swing angle)	1 820	1 580	1 860	1 680
J Blade bottom highest position above ground	360		360	
K Blade bottom lowest position above ground	320		320	
L/L' Offset distance	610 / 700	610 / 735	610 / 700	610 / 735
with hose rupture valve	520 / 700	520 / 735	520 / 700	520 / 735
with assist pipes	450 / 700	450 / 700	450 / 700	450 / 700
Max. boom-swing angle (deg.)	62 / 62	72 / 62	62 / 62	72 / 62
with hose rupture valve (deg.)	62 / 52	72 / 52	62 / 52	72 / 52
with assist pipes (deg.)	62 / 45	62 / 45	62 / 45	62 / 45

Excluding track shoe lug.

# SPECIFICATIONS

## DIMENSIONS



Unit: mm

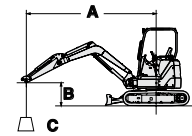
	ZAXIS 33U
A Distance between tumblers	1 660 (1 670)
B Undercarriage length	2 110 (2 130)
* C Counterweight clearance	550 (540)
D Rear-end swing radius	875
D' Rear-end length	875
E Overall width of upperstructure	1 550
F Overall height of cab	2 480 (2 470)
* G Min. ground clearance	280 (270)
H Track gauge	1 250
I Track shoe width	300
J Undercarriage width	1 550
K Overall width (Blade width)	1 550
L Overall length	
With 1.17 m arm	4 450
With 1.52 m arm	4 530
* M Overall height of boom	
With 1.17 m arm	1 510
With 1.52 m arm	1 950
N Track height	480 (470)
O Engine cover-height	1 530 (1 520)
P Horizontal distance to blade	1 620
Q Blade height	360

\* Excluding track shoe lug      Data in ( ) are dimensions of grouser shoe.



# LIFTING CAPACITIES

- Notes:
1. Ratings are based on ISO 10567.
  2. Lifting capacity does not exceed 75% of tipping load with the machine on firm, level ground or 87% full hydraulic capacity.
  3. The load point is the center-line of the bucket pivot mounting pin on the arm.
  4. \*Indicates load limited by hydraulic capacity.
  5. 0 m = Ground.



A: Load radius  
B: Load point height  
C: Lifting capacity

For lifting capacities, subtract bucket and quick hitch weight from lifting capacities without bucket.

## ZAXIS 33U Cab Version, Blade above Ground

Rating over-front Rating over-side or 360 degrees Unit: 1 000 kg

Conditions	Load point height m	Load radius								At max. reach		
		1.0 m		2.0 m		3.0 m		4.0 m				meter
Boom 2.28 m	3									0.57	0.44	3.97
Arm 1.52 m	2					*0.86	0.67	0.55	0.43	0.48	0.37	4.39
Additional counterweight 190 kg	1					0.82	0.62	0.53	0.41	0.45	0.34	4.50
Rubber shoe 300 mm	0 (Ground)			*1.48	1.06	0.78	0.59	0.52	0.40	0.47	0.36	4.33
	-1	*1.47	*1.47	1.49	1.06	0.78	0.58			0.55	0.42	3.84
	-2			*1.51	1.10					0.89	0.67	2.80

## ZAXIS 33U Cab Version, Blade on Ground

Rating over-front Rating over-side or 360 degrees Unit: 1 000 kg

Conditions	Load point height m	Load radius								At max. reach		
		1.0 m		2.0 m		3.0 m		4.0 m				meter
Boom 2.28 m	3									*0.62	0.44	3.97
Arm 1.52 m	2					*0.86	0.66	*0.78	0.43	*0.60	0.37	4.39
Additional counterweight 190 kg	1					*1.19	0.62	*0.89	0.41	*0.64	0.34	4.50
Rubber shoe 300 mm	0 (Ground)			*1.48	1.06	*1.4	0.59	*0.96	0.40	*0.75	0.36	4.33
	-1	*1.47	*1.47	*2.38	1.06	*1.35	0.58			*0.9	0.42	3.84
	-2			*1.51	1.10					*0.9	0.67	2.80

## ZAXIS 33U Cab Version, Blade above Ground

Rating over-front Rating over-side or 360 degrees Unit: 1 000 kg

Conditions	Load point height m	Load radius								At max. reach		
		1.0 m		2.0 m		3.0 m		4.0 m				meter
Boom 2.28 m	3											
Arm 1.17 m	2			*1.48	1.23	0.86	0.66	0.55	0.43	0.54	0.42	4.03
Additional counterweight 190 kg	1					0.82	0.62	0.54	0.42	0.51	0.39	4.17
Rubber shoe 300 mm	0 (Ground)			*1.44	1.07	0.79	0.60			0.53	0.41	4.00
	-1	*1.86	*1.86	1.52	1.09	0.79	0.60			0.65	0.50	3.47
	-2			*0.98	*0.98					*0.84	*0.84	2.19

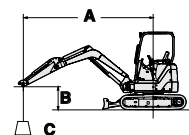
## ZAXIS 33U Cab Version, Blade on Ground

Rating over-front Rating over-side or 360 degrees Unit: 1 000 kg

Conditions	Load point height m	Load radius								At max. reach		
		1.0 m		2.0 m		3.0 m		4.0 m				meter
Boom 2.28 m	3											
Arm 1.17 m	2			*1.48	1.23	*1.00	0.66	*0.88	0.43	*0.82	0.42	4.03
Additional counterweight 190 kg	1					*1.30	0.62	*0.95	0.42	*0.89	0.39	4.17
Rubber shoe 300 mm	0 (Ground)			*1.44	1.07	*1.44	0.60			*0.95	0.41	4.00
	-1	*1.86	*1.86	*2.16	1.09	*1.28	0.60			*0.99	0.50	3.47
	-2			*0.98	*0.98					*0.84	*0.84	2.19

# LIFTING CAPACITIES

- Notes:
1. Ratings are based on ISO 10567.
  2. Lifting capacity does not exceed 75% of tipping load with the machine on firm, level ground or 87% full hydraulic capacity.
  3. The load point is the center-line of the bucket pivot mounting pin on the arm.
  4. \*Indicates load limited by hydraulic capacity.
  5. 0 m = Ground.



A: Load radius  
B: Load point height  
C: Lifting capacity

For lifting capacities, subtract bucket and quick hitch weight from lifting capacities without bucket.

## ZAXIS 33U 4-Pillar Canopy Version, Blade above Ground

Rating over-front Rating over-side or 360 degrees Unit: 1 000 kg

Conditions	Load point height m	Load radius								At max. reach		
		1.0 m		2.0 m		3.0 m		4.0 m				meter
Boom 2.28 m	3									0.53	0.41	3.97
Arm 1.52 m	2					0.82	0.63	0.52	0.40	0.45	0.34	4.39
Additional counterweight 190 kg	1					0.77	0.58	0.50	0.39	0.42	0.32	4.50
Rubber shoe 300 mm	0 (Ground)			1.40	0.99	0.74	0.55	0.49	0.37	0.44	0.33	4.33
	-1	*1.47	*1.47	1.40	0.99	0.73	0.55			0.52	0.39	3.84
	-2			1.44	1.03					0.84	0.63	2.80

## ZAXIS 33U 4-Pillar Canopy Version, Blade on Ground

Rating over-front Rating over-side or 360 degrees Unit: 1 000 kg

Conditions	Load point height m	Load radius								At max. reach		
		1.0 m		2.0 m		3.0 m		4.0 m				meter
Boom 2.28 m	3									*0.62	0.41	3.97
Arm 1.52 m	2					*0.86	0.63	*0.78	0.40	*0.60	0.34	4.39
Additional counterweight 190 kg	1					*1.19	0.58	*0.89	0.39	*0.64	0.32	4.50
Rubber shoe 300 mm	0 (Ground)			*1.48	0.99	*1.40	0.55	*0.96	0.37	*0.75	0.33	4.33
	-1	*1.47	*1.47	*2.38	0.99	*1.35	0.55			*0.90	0.39	3.84
	-2			*1.51	1.03					*0.90	0.63	2.80

## ZAXIS 33U 4-Pillar Canopy Version, Blade above Ground

Rating over-front Rating over-side or 360 degrees Unit: 1 000 kg

Conditions	Load point height m	Load radius								At max. reach		
		1.0 m		2.0 m		3.0 m		4.0 m				meter
Boom 2.28 m	3											
Arm 1.17 m	2			*1.48	1.16	0.81	0.62	0.52	0.40	0.51	0.40	4.03
Additional counterweight 190 kg	1					0.77	0.59	0.51	0.39	0.48	0.37	4.17
Rubber shoe 300 mm	0 (Ground)			1.42	1.01	0.75	0.56			0.50	0.38	4.00
	-1	*1.86	*1.86	1.43	1.02	0.75	0.56			0.61	0.47	3.47
	-2			*0.98	*0.98					*0.84	*0.84	2.19

## ZAXIS 33U 4-Pillar Canopy Version, Blade on Ground

Rating over-front Rating over-side or 360 degrees Unit: 1 000 kg

Conditions	Load point height m	Load radius								At max. reach		
		1.0 m		2.0 m		3.0 m		4.0 m				meter
Boom 2.28 m	3											
Arm 1.17 m	2			*1.48	1.16	*1.00	0.62	*0.88	0.40	*0.82	0.40	4.03
Additional counterweight 190 kg	1					*1.30	0.59	*0.95	0.39	*0.89	0.37	4.17
Rubber shoe 300 mm	0 (Ground)			*1.44	1.01	*1.44	0.56			*0.95	0.38	4.00
	-1	*1.86	*1.86	*2.16	1.02	*1.28	0.56			*0.99	0.47	3.47
	-2			*0.98	*0.98					*0.84	*0.84	2.19



# EQUIPMENT

● ..... Standard equipment    ○ ..... Optional equipment

## ENGINE

Auto idle system	●
Cartridge-type engine oil filter	●
ECO/PWR mode control	●
Electrical fuel feed pump	●
Fuel main filter	●
Radiator reserve tank	●
Water-separator for engine fuel	●

## HYDRAULIC SYSTEM

Boom anti-drift valve	●
Full-flow filter	●
Hydraulic pilot type control levers	●
Pilot control shut-off lever with neutral engine start system	●
Pilot filter	●
Suction filter	●
Swing parking brake	●
Travel parking brake	●
Two-speed travel system	●
Valve for extra piping	●

## CAB

Air conditioner	●
AM/FM radio	●
Anti-slip plate	●
Armrest	●
Defroster	●
Drink holder	●
Electric horn	●
Floor mat	●
Reclining seat	●
Retractable seat belt	●
ROPS/OPG cab	●
Spare power supply	●
Suspension seat	●
Window washer	●
Wiper	●

## 4-PILLAR CANOPY

Anti-slip plate	●
Armrests	●
Drink holder	●
Electric horn	●
Floor mat	●
Reclining seat	●
Retractable seat belt	●
ROPS/OPG canopy	●
Spare power supply	●
Suspension seat	●

## UPPERSTRUCTURE

Auxiliary function lever (AFL)	○
Auxiliary overload relief valve	○
Pilot accumulator	○
Rearview mirror	●
Stack muffler	○
190 kg additional counterweight	●

## UNDERCARRIAGE

300 mm grouser shoe	○
300 mm pad crawler shoe	○
300 mm rubber shoe	●

## FRONT ATTACHMENTS

Assist piping	○
Extra piping	●
HN bushing	●
Hose rupture valve	○
1.17 m arm	○
1.52 m arm	●

## MISCELLANEOUS

Theft deterrent system*	○
-------------------------	---

Standard and optional equipment may vary by country, so please consult your Hitachi dealer for details.

\* Hitachi Construction Machinery cannot be held liable for theft, any system will just minimize the risk of theft.



**Built on the foundation of superb technological capabilities, Hitachi Construction Machinery is committed to providing leading-edge solutions and services to contribute as a reliable partner to the business of customers worldwide.**

## Hitachi Environmental Vision 2025

The Hitachi Group released the Environmental Vision 2025 to curb annual carbon dioxide emissions. The Group is committed to global production while reducing environmental impact in life cycles of all products, and realizing a sustainable society by tackling three goals — prevention of global warming, recycling of resources, and enhancement of ecosystem.

### Reducing Environmental Impact by New ZAXIS

Hitachi makes a green way to cut carbon emissions for global warming prevention according to LCA\*. New ZAXIS utilizes lots of technological advances, including the new ECO mode, and Isochronous Control. Hitachi has long been committed to recycling of components, such as aluminum parts in radiators and oil cooler. Resin parts are marked for recycling.

\*Life Cycle Assessment – ISO 14040

Prior to operating this machine, including satellite communication system, in a country other than a country of its intended use, it may be necessary to make modifications to it so that it complies with the local regulatory standards (including safety standards) and legal requirements of that particular country. Please do not export or operate this machine outside the country of its intended use until such compliance has been confirmed. Please contact your Hitachi dealer in case of questions about compliance. These specifications are subject to change without notice.

Illustrations and photos show the standard models, and may or may not include optional equipment, accessories, customer installed and modified parts, optional parts and all standard equipment with some differences in color and features. Before use, read and understand the Operator's Manual for proper operation.

KS-EN236EUP