

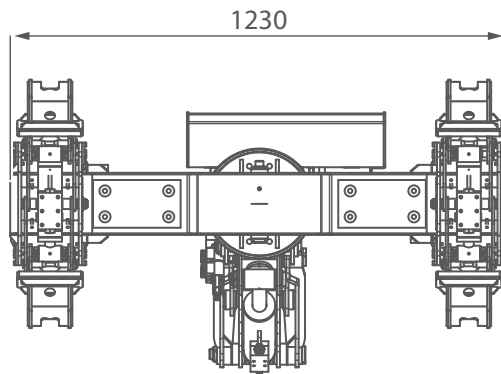
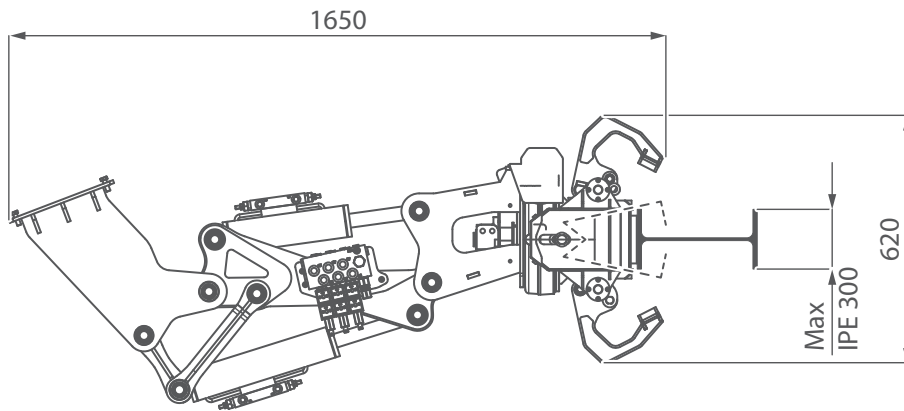


Technical Data

Specification & Capacities





JIB500GR

OVERALL DIMENSIONS
JIB500GR

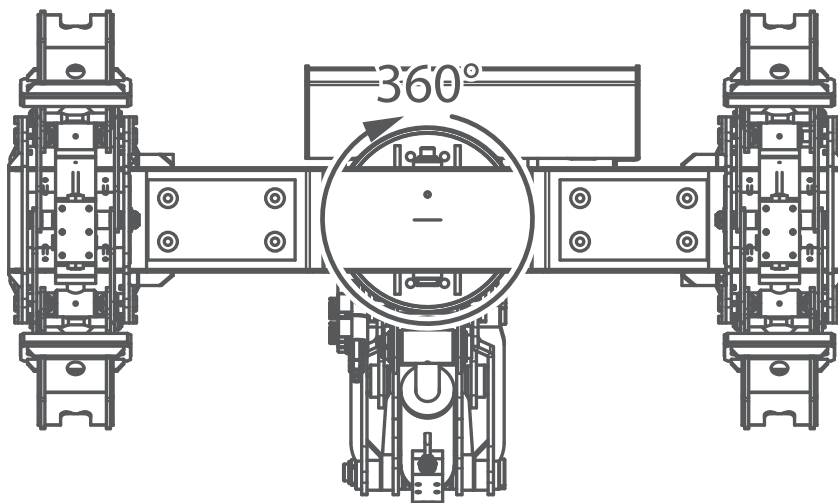


OVERALL INFORMATION

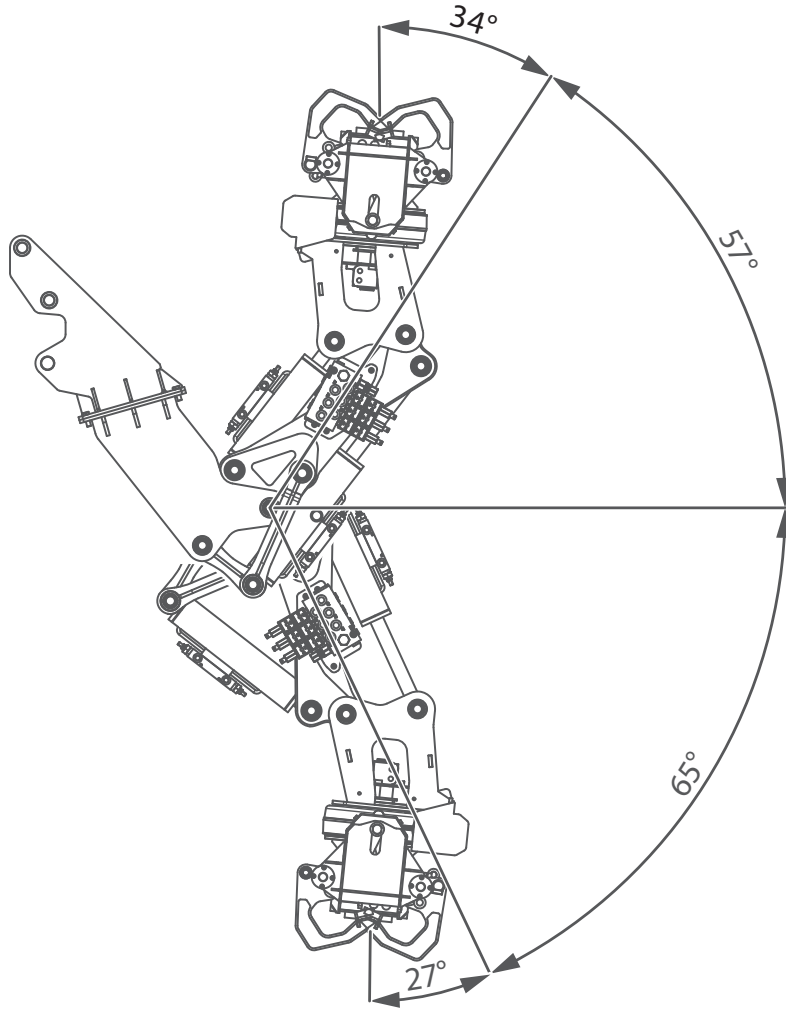
| WEIGHTS | | Name/ version | kg | |
|---------|-----------------------------------------------------------------------------------|------------------|----------|-----|
| |  | JIB500GR | JIB500GR | 230 |
| | Adapters | SPX532 | | |

| MOVEMENTS |  | Tilt A | -57° / +65° |
|-----------|-----------------------------------------------------------------------------------|------------------|----------------|
| |  | Tilt B | -34° / +26° |
| |  | Rotation | 360° |
| CAPACITY |  | Maximum Capacity | Max: 500 kg |





















































MOVEMENTS ROTATION



MOVEMENTS TILT



SYMBOLS

| | | | | | | | |
|-------------------------------------------------------------------------------------|-------------------------|-------------------------------------------------------------------------------------|------------------|-------------------------------------------------------------------------------------|-----------------------|---------------------------------------------------------------------------------------|--------------------------------------|
|  | Weight |  | Engine |  | Boom Angle |  | Minipicker |
|  | Counterweight |  | Diesel Fuel |  | Boom Length |  | Back Wheel Loading Point |
|  | Crane |  | Petrol Fuel |  | Boom Radius |  | Front Wheel Loading Point |
|  | Dimensions L x W x H |  | Tank |  | Jib on Board |  | Working Radius |
|  | Stabilization Area |  | Power kW |  | Without Jib on Board |  | Stabilizing Bar |
|  | Travel Speed |  | Battery |  | Jib Hook Radius |  | Standard EN |
|  | Gradeability |  | Lithium Battery |  | Jib Length and Angle |  | Factory max. load |
|  | Outrigger Load MAX |  | Powerpack AUX |  | Jib Length |  | Building site max. load |
|  | Track Loading |  | Main Winch |  | Jib Radius |  | Maximum inclination of the machinery |
|  | Outriggers Setup |  | Hookblock |  | Manipulator Length |  | Hydraulic oil |
|  | Ext Tracks Width w |  | Slewing |  | Manipulator Radius |  | Winter Warm-up Kit |
|  | Chart on Tracks |  | Slewing Locked |  | Number of vacuum pads |  | Horizontal Boom Angle |
|  | Slope |  | Outriggers mats |  | Grabber |  | White Pads for Steel Tracks |

REMARKS REFERRING TO LOAD CHART

- The load charts are calculated according to EN 13000.
- For the calculation of the load charts at least a wind speed of 9m/s (33km/h) and regarding the load a sail area of 1m² per ton load and a wind resistance coefficient of 1.2 on the load have been taken into account. For lifting of loads with large sail areas and/or high wind resistance coefficients the maximum wind speed as stated in the load charts has to be reduced.
- Lifting capacities are given in kilograms.
- The weight of the hook blocks and hooks is part of the load and therefore it must be deducted from the lifting capacities.
- Working radii are measured from the slewing centre.
- The lifting capacities given for the telescopic boom apply if the folding jib is removed.
- Subject to modification of lifting capacities.


**YOUR
JEKKO
DEALER**

EN All specifications and features herein described can be changed without prior advice. All indicated data are indicative only and are not binding as crane performs differently depending on its use. **IT** Tutte le caratteristiche e le specifiche descritte possono essere soggette a variazioni senza preavviso. Tutti i dati riportati sono forniti a puro titolo informativo e non sono impegnativi dal momento che le prestazioni della macchina variano in funzione dell'utilizzo. **DE** Unangekündigte Änderungen sämtlicher Eigenschaften und Daten sind möglich. Alle Angaben sind Richtwerte und nicht verbindlich da die Leistungen der Vorrichtung von deren Einsatz abhängen. **ES** Todas las características y las especificaciones aquí indicadas pueden ser sujetas a variaciones sin aviso. Se dan todos los datos aquí indicados como simples informaciones. No se consideran como vinculantes, dado que las prestaciones del maquinario pueden variar. **FR** Toutes les caractéristiques et le spécifications descriptives peut être sujet à variation sans préavis. Tout les données rapportés sont fournis à titre informatif et ne sont pas engager au moment que la prestation de la machine change en fonction de l'emploi.



www.jekko-cranes.com

Visit jekko-cranes.com to keep in contact with us, discover all the latest news and find out technical details of all our products.






Jekko s.r.l.

Via Campardone, 1 - 31014 Colle Umberto (TV) - Italy
info@jekko.it - www.jekko-cranes.com

SERIAL NUMBER:



18.06.2021 | Rev.0