

KX

KX91-3S2



FEATURES



Clean-running Kubota Engine

Powerful and dependable, the KX91-3S2's diesel engine delivers superior horsepower and performance. It offers low noise and vibration levels, exceptional fuel efficiency, and complies with interim Tier IV emissions regulations.




Auto Idling System

Save fuel with Kubota's Auto Idle. Reduce engine RPM instinctively when high engine speed isn't needed. When the control levers are in neutral for more than 4 seconds, the engine RPM automatically idles. Move any control lever and the engine RPM immediately returns. This innovative feature reduces noise and exhaust emissions while reducing operating costs.



Adjustable Maximum Oil Flow Control for Auxiliary Port

This unique function lets you control the oil flow according to your needs or the attachment in use. It eliminates the hassle of using tools to change settings manually, so you don't have to leave the cabin. When using a tilt bucket, you can slow the flow to get just the right control to gently shape a swale. Alternatively, for a brush cutter, direct the oil flow to one side of the excavator arm. The system will even store your settings for the next time you need it, saving time and quickly regulating the flow requirements. Adjustable oil flow enhances performance and saves fuel.



Digital Panel

A digital panel and the Kubota Intelligent Control System (KICS) help reduce excavator downtime and repair fees by providing accurate and timely diagnostic readings and routine maintenance alerts. The panel not only lets you know when fuel is running low, but warns you during refueling when the tank is nearly full.



Thumb Bracket

The factory-installed thumb bracket and relief valve significantly reduce the time needed to mount the optional hydraulic thumb, which makes short work of a variety of loading and material handling jobs.

KX

KX91-3S2

Kubota

FEATURES



Extraordinary Stability And Lifting Capacity

Innovative counter balancing technology provides superior excavator stability. Long tumbler distance, a lower center of gravity and Double Flanged Lower Track Rollers combine to deliver safe and effective performance when working to the side, with hydraulic attachments, or lifting heavy objects.

Rear Corner Protectors

Two heavy-duty protectors—one on each rear corner—protect the engine hood and side covers from damage when working in tight spaces.



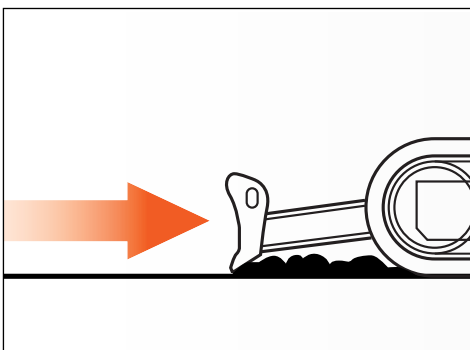
Hydraulic Angle Blade

Save time and work more efficiently. With a simple movement of the dozer lever, the hydraulic angle blade can be angled to the right or left to push soil to the side as the machine moves forward, eliminating the need for repetitive repositioning at right angles when backfilling trenches.



Easy Operation

Up, down, left and right—the angle blade can be moved and positioned with just a single lever.



Float Position

You don't need to adjust the dozer height to make a clean ground surface after backfilling, just travel backward along the covered ditch with the dozer in the float position. Ground finishing work is now fast and easy!



KX91-3S2



FEATURES

Tight Spots

The angle blade lets you work efficiently in confined spaces, alongside walls, and near busy roads. No wider than the tracks, it's also easy to transport between jobs.



Spacious Operating Area with Deluxe Suspension Seat

More spacious than standard tail-swing excavators, the KX91-3S2's comfortable operating area helps reduce operator fatigue. The high-back deluxe suspension seat is equipped with wrist rests. Moreover, the height and spring firmness are adjustable, ensuring optimum comfort for every operator.



User-friendly Operation

1. Simple forefinger operation

Used for some special applications that require continuous oil flow, such as a brush cutter. The on/off button controlled by the forefinger reduces operator fatigue.

2. Short stroke operating levers

The operating levers require less effort and shorter movements, ensuring improved control, responsiveness and comfort, and reduced operator fatigue. Only a flick of the wrist is needed for smooth excavator operation.

3. Proportional flow auxiliary switch

A convenient bi-directional switch enables easy operation of hydraulic thumbs and other hydraulic attachments such as augers and breakers.

4. 2-speed travel switch

The 2-speed travel switch is mounted on the dozer lever for easy operation and control, and advanced, user-friendly travel speed changes.

5. Wrist rests

Adjust the custom wrist rests to your favorite position, or just move them aside. Either way, they help reduce arm movement and operator fatigue for increased job efficiency.



KX91-3S2



FEATURES

Convenient Two-pattern Selection System (TPSS)

Change between ISO and SAE operating patterns with a quick flip of the TPSS switch, without tools or leaving your seat.



Wide Working Range

The KX91-3S2's powerful and responsive front working group can handle all your digging, lifting, and loading jobs. With its increased bucket capacity and improved reach and digging depth, the KX91-3S2 meets or exceeds most job requirements on the construction site.




Strong Bucket Breakout Force

Even when heavily loaded, the KX91-3S2 won't slow down, thanks to its class-leading breakout force. With the pin-on or quick coupler bucket, the bucket breakout force is 8,059 lbs. That's more than enough for even the tough excavating jobs.



Easy Maintenance

The KX91-3S2 is a breeze to maintain. The side and rear covers open wide and the main components are centrally located, giving you quick and easy access to all vital areas, including the engine, fuel tank, water separator, radiator, coolant reservoir, air filter, control valve and hydraulic tank.



Third-line Hydraulic Return

When working with one-way hydraulic attachments, such as a breaker or brush cutter, the standard third-line hydraulic return system allows oil to flow directly back to the tank without running through the control valves. This contributes to less oil contamination, reduced back pressure, and greater oil flow efficiency.



KX91-3S2



FEATURES

ROPS/OPG (Top Guard, level I) Canopy and Cab

The ROPS/OPG (Top Guard, level I) canopy and cab provide complete protection from accidental rollovers and falling objects. Both the ROPS and the OPG (Top Guard, level I) meet the applicable, ISO, SAE, and OSHA standards to ensure an extra level of safety and security on the job.

Two-piece Hose Design

The two-piece hose connections for the dozer and boom cylinder hoses simplify hose replacement and reduce downtime.

Protected Cylinder Hoses

The bucket cylinder hoses are located inside the arm. And the boom cylinder hoses are routed under the boom bottom.

Centralized Swivel Bearing Lubrication

Grease ports for the swivel bearing, gear teeth, and swing cylinder pin are conveniently grouped on the front of the house.

Steel-plated Panels

The KX91-3S2 features long-lasting rear and side panels that open easily for quick inspection and routine maintenance. These panels are made of steel for enhanced strength and durability.



KX91-3S2



FEATURES

Front Bush Pins

To maximize durability, we've introduced bushings on all of the pivot points on the front attachment and connecting points on the swing bracket.



Accumulator

The accumulator makes replacing attachments safer and more efficient. Turning the key to the "on" position clears residual pressure in the auxiliary hydraulic hose. If the engine is accidentally shut off while the front attachment is raised, turning the key to the "on" position allows you to safely lower it.



Climate Controlled Cab Option

The optional air-conditioned cab is now available. It lets you work in cool comfort on the hottest days and stay warm on the coldest. All year round, no matter what the weather is outside, the KX91-3S2's climate controlled cab will keep you comfortable and working at peak efficiency.

Safety

Safety is designed into every detail of the KX91-3S2. An Engine Start Lock-out System prevents the engine from starting when the safety levers are lowered. A Safety Lever Lockout System helps prevent unexpected excavator and attachment movement when entering or exiting the machine. An Auto House Parking Brake automatically locks the house in the position it was in when the engine was shut off, eliminating the need for a swing lock pin. It also makes the excavator more compact during transport and more secure when parked on an incline.

Travel Negative Brake

The travel negative brake locks the tracks to prevent unwanted movement. This keeps the excavator secure while transporting it on the back of trucks or parking it on slopes.



KX91-3S2



FEATURES

Swivel Negative Brake

The swivel negative brake automatically locks the swivel function in its current position. This prevents unexpected machine movement. It's particularly useful during work on slopes or when towing the excavator between worksites.