

Schäffer

2428 – 8600 Z

WHEEL LOADERS

Compact power packages in the construction industry



**ONLY WHEN PERFORMANCE
MEETS QUALITY,
can driving pleasure become standard equipment.**

SCHÄFFER

From 15 kW (20 HP) to 115 kW (157 HP). For over 60 years, we have been developing loaders to meet individual requirements. Customer satisfaction has made us what we are today: one of the most capable and successful suppliers of farm loaders, wheel loaders and tele wheel loaders ever. Every day our employees create new, customised solutions.

Every Schäffer loader is the result of years of experience and innovative thinking. Our products set standards in terms of the highest possible reliability and durability. With lower costs throughout the whole operating life. With even more performance, safety and driving comfort for many years to come.

WHEEL LOADERS BY SCHÄFFER: ADVANTAGES IN THE SMALLEST OF SPACES

All new Schäffer loaders lift relatively heavy loads despite low operating weights. The tipping load of the smallest new type 2428 machine is already more than 1,000 kg. This is made possible by a specially designed front end. It is lower in comparison with the standard machine, thus improving the driver's view of the tool.

The lifting cylinder is stronger. The thicknesses of the swinging fork and supports were also increased to match the performance gains. The lifting height of the new loaders is between 2.30 m and 3.80 m.

The SLT versions of the new machines are also likely to be very interesting. They are characterised by a lower overall height, which is only 1.90 m for the 2428 SLT with an overhead guard. The loaders can thus also drive through very low passages, and are also suitable for use in, e.g., underground car parks. The SLT machines' low centre of gravity results in an even higher tipping load and better stability.

**Intelligent details for operating efficiency
without compromises.**



Schäffer

PERFORMANCE

for great application versatility. Every day.



ADDED VALUE
AT A GLANCE



SCHÄFFER 2428 SLT

The perfect combination
of performance and safety

The 2428 SLT is in many ways a unique machine. The low centre of gravity allows for a high tipping load with optimum stability. The total height from just 1.89 m and the minimum width of 0.89 m open up operation options that are simply not feasible for larger loaders. This new Schaffer is more than just an equipment carrier – it is a fully-fledged wheel loader.

Very often, the alternative to the 2428 SLT is strenuous manual work – don't let it come to this.

Ball joint bearings
instead of bearing bushes,
with significantly improved
long-term quality.

Maintenance-
free articulated/
swivel joint
with extended
warranty.

One lifting cylinder
instead of two:
clear view ahead,
no torsion and
no wear.

Original Schaffer axles:
Very robust construction.
High thrust forces.

SWH tool holder
with hydraulic lock.
3. Standard control
circuit.

Adjustable
steering
column

Kubota engines:
World leader in compact
diesel engines – clean,
economical and powerful.

Front and rear bonnets
can be opened easily.
Ease of maintenance is
significantly improved
by quick access.

SCHAEFFER-LADER.COM/2428SLT

SCHÄFFER 2428



THE WORKHORSE FOR EVERY DAY

Schäffer loaders increase productivity and are genuinely fun to drive.

The Schäffer 2428 is suitable for operations of all kinds thanks to its perfect combination of performance, driving comfort and reliability. The hydrostatic traction drive delivers high thrust forces coupled with very low fuel consumption.

The machine is very simple and intuitive. The view of the attachments is excellent. The comfortable seating position guarantees relaxed and productive work at all times for the driver.



Schäffer axles — stability and safety guaranteed

Schäffer axles are optimised for each model. The force of the hydrostatic drive is converted into endless thrust. The perfect coordination of the complete drive system helps save fuel.

PERFECTLY DESIGNED



The practical toolbox can be used to keep everything in order. Tools such as grease guns are stored safely and are always within reach.



Electrical fuses can be easily checked and replaced.



The optional rotating beacon is located in a protected position.



The steering column angle is adjustable. This is convenient and also makes getting in and out easier.



The load arm features an elegant and strong design for the toughest of operations.



Additional lamps can be mounted on the overhead guard or cab as required.

THE POWERHOUSE

The Schäffer 2445 is one of the most powerful loaders in its class. A paving stone pallet weighing 1.6 t can be safely transported with this loader, even in difficult terrain. It is also possible to transport the unit to the next jobsite with a car trailer up to an operating weight of 2.5 t.

The comparatively low ground pressure is another advantage, especially for garden and landscaping work.



The compact power packs feel at home on any jobsite.



The driver has a clear view of the attachments.



Agility is the key!

SCHÄFFER 2445



SCHÄFFER 2445




THE VERSATILE ALL-ROUNDER

The 24 series loaders are extremely versatile machines.

Thanks to the order-driven production, each loader can be customised to meet the customer's specific requirements. There is an array of different options to choose from, especially when it comes to hydraulics and tyres.

And a variety of attachments is available on top. They range from a simple bucket to a snow thrower for professional use; this necessitates a sophisticated equipment package on the loader in order to meet the highest requirements.


We are happy to help you in your choice.



Where high forces make lots of sense...

Kubota is the largest manufacturer of compact diesel engines worldwide. The consumption, smoke and carbon black levels have all been further reduced in the latest-generation engines. And on top of that: any necessary maintenance can be carried out quickly and easily through the wide-opening engine bonnet.

SERIAL HIGHLIGHTS



All service points are easily accessible.



The step significantly facilitates access.



The lifting cylinder has been dimensioned to be particularly strong, thus matching the high tipping load. Swivel-head eyes protect against torsion.



The "SWH" tool holder supports quick coupling and uncoupling of all equipment. Hydraulic locking is standard equipment.



The articulated/swivel joint is maintenance-free and has an extended warranty.

SCHÄFFER 2445



PERFECT FOR CONSTRUCTION AND LANDSCAPING

A good loader also provides good solutions in detail:

1. Kubota engines are quiet, economical and extremely durable. These engines demonstrate their capabilities millions of times every day at construction sites around the world. It is not without reason that the Japanese manufacturer's products have an excellent reputation across many branches of industry.

2. The cabin offers maximum comfort. Heating is, of course, standard equipment. Thanks to the generous glazing and good all-round visibility, the driver can always keep an eye on everything, and work safely and quickly. Due to the low height and large-sized doors, the driver can climb in and out very easily.

3. Swivelhead eyes on the hydraulic cylinders prevent wear through torsion.

4. A variety of tyre options is available. Tread and tyre widths that match the operating environment are a prerequisite for optimal results. We will gladly provide you with guidance.

5. The lifting cylinder has been dimensioned to be particularly strong, thus matching the high tipping load. Since only one cylinder is provided, the load arm can be built to be fairly lean, thus improving the operator's view of the equipment.

6. Different operations always demand a perfect choice of equipment. Schäffer offers a variety of possibilities. We will do everything possible to solve your problem.

[SCHAEFFER-LADER.COM/2445](https://schaeffer-lader.com/2445)



EXACTING REQUIREMENTS NEED (MORE) POWER

Schäffer has the right machine in its portfolio for any performance requirements

The 3450S loader rounds off the top end of the Schäffer program for the landscape gardening and the construction industries. With a higher tipping load compared with the very successful 2445, the 3450 S has enough power in reserve for the toughest of tasks. Its still very compact dimensions make this machine the ideal workhorse in hard to reach areas. And high traction force and agility guarantee driving pleasure.

SCHAEFFER-LADER.COM/3450S



The 3450S can move pallets weighing 2.0 tonnes. A narrow and very low front end optimises the driver's view of the attachment.



High traction force boost productivity. And with a lifting height of 2.60 m, convenient loading and unloading - even of larger commercial vehicles - is no longer a problem.



SCHÄFFER 5650 Z

MAXIMUM EFFICIENCY DUE TO ADVANCED TECHNOLOGY

**The new 5650 Z with Z kinematics:
top performer in the 0,8 m³ class**

The new wheel loader is equipped with a powerful Kubota engine with 37 kW/ 50 HP, a displacement of 2.6 l, and four-valve technology. This machine is the first to feature electric drive control which permits significant increases in efficiency.

The electronic support helps to optimally use the engine output and transform it into thrust, which results in reduced fuel consumption. The electronic control furthermore enables several new safety functions, such as over-heat protection, which make working with the 5650 Z even more safe and reliable.

COMPACTNESS COMBINED WITH MAXIMUM STRENGTH AND PURE ERGONOMICS



**The new 8600 Z: Extra strong wheel
loader with up to 3.8 m lifting height**

The 102 HP Deutz Turbo engine is the basis for an efficient operation of this loader. The lifting force and tipping loads are absolutely convincing. The oscillating rear axle provides absolute stability even in tricky driving situations. The loaders of the 6600 and 8600 series are equipped with the Schäffer SCV-cab (Silence/Comfort/View) which offers more comfort for long working days. So working with these machines becomes a real pleasure.

TECHNICAL DATA

	2428	2434	2436/2445	3450 S
Engine	3 Cyl. Kubota, 19 kW (26 HP)	3 Cyl. Kubota, 24 kW (33 HP) Option: 26 kW (36 HP)	4 Cyl. Kubota, 26 kW (36 HP)/ 4 Cyl. Kubota Turbo, 33 kW (45 HP)	4 Cyl. Kubota, 37 kW (50 HP)
Traction hydraulics	Hydrostatic-automotive	Hydrostatic-automotive	Hydrostatic-automotive, HTF	Hydrostatic-automotive, HTF
Tyres	27x8.50-15 Option I 27x10.5-15 Option II 26x12.00-12	10.0/75 - 15.3 AS or MPT Option I 27x10.5-15 Option II 31x15.5-15	10.0/75 - 15.3 AS or MPT Option I 27x10.5-15 Option II 31x15.5-15	11.5/80 - 15.3 AS or MPT Option I 15.0/55-17 AS Option II 425/55 R17
Service braking system	Hydrostatic and mechanical drum brake	Combined brake hydrostatic and multi-disc brake	Combined brake hydrostatic and multi-disc brake	Combined brake hydrostatic and multi-disc brake
Parking brake	Mechanical drum brake	Multi-disc brake running in oil bath	Multi-disc brake running in oil bath	Multi-disc brake running in oil bath
Working hydraulics Output/pressure	Delivery rate: 33 l/min Operating pressure: 200 bar	Delivery rate: 46 l/min Operating pressure: 200 bar	Delivery rate: 51 l/min Operating pressure: 200 bar	Delivery rate: 60 l/min Operating pressure: 200 bar
Steering	Fully hydraulic articulated/ swivel steering	Fully hydraulic articulated/ swivel steering	Fully hydraulic articulated/ swivel steering	Fully hydraulic articulated/ swivel steering
Operating weight	1,820 kg	2,200 kg 2,400 kg with cab	2,400 kg / 2,450 kg 2,600 kg / 2,650 kg with cab	3,100 kg 3,300 kg with cab
Lifting capacity	1,700 kg	1,900 kg	1,900 kg	2,200 kg
Tipping load, straight ¹ Pallet fork Bucket	1,046 - 1,222 kg 1,218 - 1,354 kg	1,272 - 1,521 kg 1,530 - 1,600 kg	1,710 - 1,912 kg 1,790 - 2,135 kg	2,040 - 2,120 kg 2,335 - 2,412 kg
Tipping load, articulated ¹ Pallet fork Bucket	850 kg 1,020 kg	900 kg 1,180 kg	1,240 kg 1,530 kg	1,450 kg 1,620 kg
Payload Pallet fork, even ground ² Pallet fork, uneven ground ² Bucket ³	680 kg 510 kg 510 kg	720 kg 540 kg 590 kg	992 kg 744 kg 765 kg	1,160 kg 870 kg 810 kg
Axles	Original Schäffer axles, 4-hole rim	Original Schäffer axles, 5-hole rim	Original Schäffer axles, 6-hole rim; Option: automatic slip-control differential	Original Schäffer axles, 6-hole rim; Option: automatic slip-control differential
Speed	0 - 15 km/h	0 - 20 km/h	0 - 20 km/h in 2 gears switchable under load Option: 0 - 28 km/h (only 2445)	0 - 20 km/h Option: 0 - 28 km/h
Electric system	Operating voltage: 12 V	Operating voltage: 12 V	Operating voltage: 12 V	Operating voltage: 12 V
Fill quantities	Fuel: 23 l Hydraulic oil: 30 l	Fuel: 40 l Hydraulic oil: 30 l	Fuel: 40 l Hydraulic oil: 30 l	Fuel: 55 l Hydraulic oil: 50 l
Specific gravity of material	1.6 t/m³	1.6 t/m³	1.6 t/m³	1.6 t/m³
Bucket capacity ⁴	0.32 m³	0.42 m³	0.50 m³	0.55 m³
Recommended bucket width	0.8 m	1.1 m	1.3 m	1.4 m
Sound pressure level LpA	84 dB(A)	85 dB(A)	84 dB(A)	85 dB(A)
Sound power level guaranteed LwA equivalent LwA	101 dB (A) 98 dB (A)	101 dB (A) 101 dB (A)	101 dB (A) 99/98 dB (A)	101 dB (A) 100 dB (A)
Hand/arm vibration ⁵	< 2.5 m/s²	< 2.5 m/s²	< 2.5 m/s²	< 2.5 m/s²
Total body vibration ⁵	< 0.5 m/s²	< 0.5 m/s²	< 0.5 m/s²	< 0.5 m/s²

¹ according to ISO 8313 ² according to EN 474-3 ³ according to ISO 14397-1 ⁴ according to ISO 7546 ⁵ according to ISO 8041
Tyre dimensions and additional equipment can change the deployment weight, tilting load and bucket capacity.

	2428 SLT	2436 SLT	2445 SLT	3450 SLT
Engine	3 Cyl. Kubota, 19 kW (26 HP)	4 Cyl. Kubota, 26 kW (36 HP)	4 Cyl. Kubota Turbo, 33 kW (45 HP)	4 Cyl. Kubota, 37 kW (50 HP)
Traction hydraulics	Hydrostatic-automotive	Hydrostatic-automotiv	Hydrostatic-automotiv	Hydrostatic-automotive, HTF
Tyres	27x8.50-15 Option I 27x10.5-15 Option II 26x12.00-12	10.0/75 - 15.3 AS or MPT Option I 27x10.5-15 Option II 31x15.5-15	10.0/75 - 15.3 AS or MPT Option I 27x10.5-15 Option II 31x15.5-15	11.5/80 - 15.3 MPT Option I 15.0/55-17 AS Option II 425/55 R17
Service braking system	Hydrostatic and mechanical drum brake	Combined brake hydrostatic and multi-disc brake	Combined brake hydrostatic and multi-disc brake	Combined brake hydrostatic and multi-disc brake
Parking brake	Mechanical drum brake	Multi-disc brake running in oil bath	Multi-disc brake running in oil bath	Multi-disc brake running in oil bath
Working hydraulics Output/pressure	Delivery rate: 33 l/min Operating pressure: 200 bar	Delivery rate: 51 l/min Operating pressure: 200 bar	Delivery rate: 51 l/min Operating pressure: 200 bar	Delivery rate: 60 l/min Operating pressure: 200 bar
Steering	Fully hydraulic articulated/ swivel steering	Fully hydraulic articulated/ swivel steering	Fully hydraulic articulated/ swivel steering	Fully hydraulic articulated/ swivel steering
Operating weight	1,860 kg 1,960 kg with cab	2,450 kg	2,480 kg	3,100 kg
Lifting capacity	1,700 kg	1,900 kg	1,900 kg	2,200 kg
Tipping load, straight ¹ Pallet fork Bucket	1,185 - 1,311 kg 1,550 - 1,663 kg	1,733 - 1,954 kg 1,820 - 2,135 kg	1,733 - 1,954 kg 1,820 - 2,135 kg	2,040 - 2,120 kg 2,335 - 2,412 kg
Tipping load, articulated ¹ Pallet fork Bucket	880 kg 1,170 kg	1,325 kg 1,550 kg	1,325 kg 1,550 kg	1,450 kg 1,620 kg
Payload Pallet fork, even ground ² Pallet fork, uneven ground ² Bucket ³	704 kg 528 kg 585 kg	1,060 kg 795 kg 775 kg	1,060 kg 795 kg 775 kg	1,160 kg 870 kg 810 kg
Axles	Original Schäffer axles, 4-hole rim	Original Schäffer axles, 6-hole rim; Option: automatic slip-control differential	Original Schäffer axles, 6-hole rim; Option: automatic slip-control differential	Original Schäffer axles, 6-hole rim; Option: automatic slip-control differential
Speed	0 - 15 km/h	0 - 20 km/h	0 - 20 km/h	0 - 20 km/h Option: 0 - 28 km/h
Electric system	Operating voltage: 12 V	Operating voltage: 12 V	Operating voltage: 12 V	Operating voltage: 12 V
Fill quantities	Fuel: 23 l Hydraulic oil: 30 l	Fuel: 40 l Hydraulic oil: 30 l	Fuel: 40 l Hydraulic oil: 30 l	Fuel: 55 l Hydraulic oil: 50 l
Specific gravity of material	1.6 t/m³	1.6 t/m³	1.6 t/m³	1.6 t/m³
Bucket capacity ⁴	0.37 m³	0.50 m³	0.50 m³	0.55 m³
Recommended bucket width	1.0 m	1.3 m	1.3 m	1.4 m
Sound pressure level LpA	83 dB(A)	83 dB(A)	83 dB(A)	85 dB(A)
Sound power level guaranteed LwA equivalent LwA	101 dB (A) 98 dB (A)	101 dB (A) 99/98 dB (A)	101 dB (A) 99/98 dB (A)	101 dB (A) 100 dB (A)
Hand/arm vibration ⁵	< 2.5 m/s²	< 2.5 m/s²	< 2.5 m/s²	< 2.5 m/s²
Total body vibration ⁵	< 0.5 m/s²	< 0.5 m/s²	< 0.5 m/s²	< 0.5 m/s²

¹ according to ISO 8313 ² according to EN 474-3 ³ according to ISO 14397-1 ⁴ according to ISO 7546 ⁵ according to ISO 8041
Tyre dimensions and additional equipment can change the deployment weight, tilting load and bucket capacity.

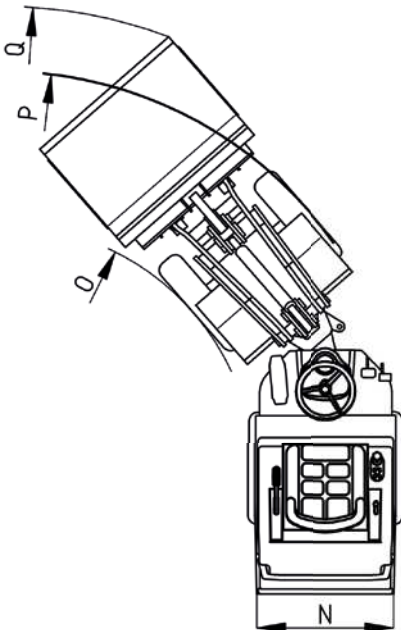
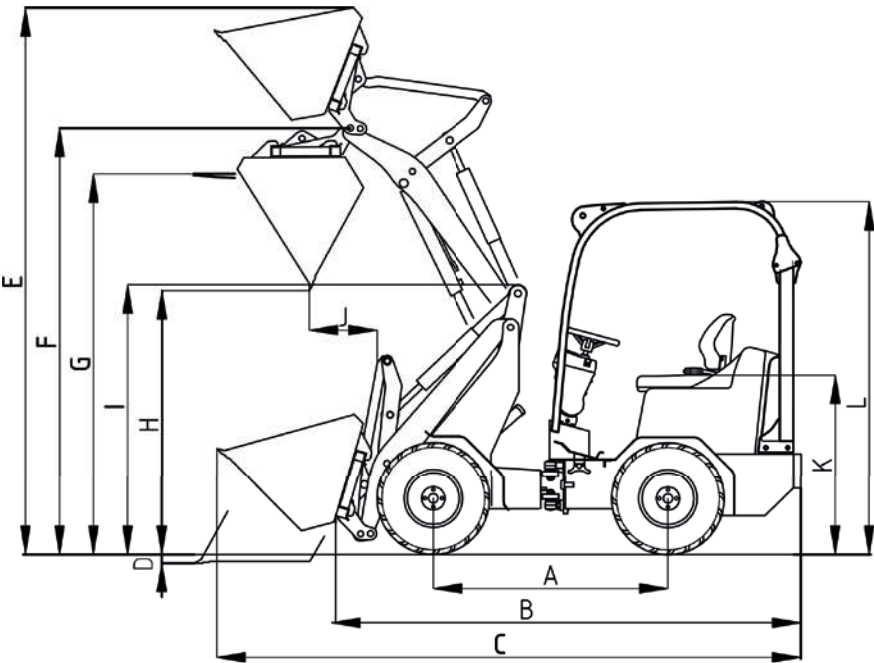
TECHNICAL DATA

	4350 Z	5650 Z	6680 Z	8600 Z
Engine	4 Cyl. Kubota, 37 kW (50 HP)	4 Cyl. Kubota, 37 kW (50 HP)	4 Cyl. Deutz Turbo, 55 kW (75 HP)	4 Cyl. Deutz Turbo Intercooler 75 kW (102 HP)
Traction hydraulics	Hydrostatic automotive HTF (High Traction Force)	Hydrostatic automotive HTF (High Traction Force)	Hydrostatic automotive HTF (High Traction Force)	Hydrostatic automotive HTF (High Traction Force)
Tyres	11.5/80 - 15.3 AS Option I 15.0/55 - 17 AS Option II 425/55 R17	15.0/55 - 17 AS Option I 425/55 R17 Option II 15.5/55 R 18	15.5/60-18 AT Option I 440/50-17 Option II 500/45-20	405/70-20 AS Option I 550/45-22.5
Service braking system	Combined brake hydrostatic and multi-disc brake	Combined brake hydrostatic and multi-disc brake	Combined brake hydrostatic and multi-disc brake	Combined brake hydrostatic and multi-disc brake
Parking brake	Multi-disc brake running in oil bath	Multi-disc brake running in oil bath	Multi-disc brake running in oil bath	Multi-disc brake running in oil bath
Working hydraulics Output/pressure	Delivery rate: from 68 l/min Operating pressure: 200 - 210 bar	Delivery rate: 64 l/min Operating pressure: 200 - 210 bar	Delivery rate: from 64 l/min Operating pressure: 200 - 210 bar	Delivery rate: from 105 l/min Operating pressure: 200 - 210 bar
Steering	Hydraulic articulated pendulum steering	Hydraulic articulated pendulum steering	Hydraulic articulated pendulum steering	Hydraulic articulated pendulum steering
Operating weight	3.400 kg / 3.520 kg with cab	4.500 kg with cab	5.100 kg with cab	5.550 kg / 5.950 kg ¹⁴ with cab
Lifting capacity	2.400 kg	2.800 kg	3.300 kg	4.200 kg
Tipping load, straight ¹¹ Pallet fork Bucket	1.823 - 2.149 kg 2.120 - 2.428 kg	2.520 kg 2.960 kg	3.325 kg 3.750 kg	3.800 kg 4.560 kg
Tipping load, articulated ¹¹ Pallet fork Bucket	1.420 kg 1.760 kg	1.960 kg 2.245 kg	2.625 kg 3.020 kg	3.200 kg 3.840 kg
Payload Pallet fork, even ground ¹² Pallet fork, uneven ground ¹² Bucket ¹³	1.136 kg 852 kg 880 kg	1.568 kg 1.176 kg 1.122.5 kg	2.100 kg 1.575 kg 1.510 kg	2.560 kg 1.920 kg 1.920 kg
Axles	Original Schäffer axles, 6 wheel nut rim; planetary axle and automatic limited slip brake	Original Schäffer axles, 6 wheel nut rim; planetary axle and auto-matic limited slip brake, oscilating rear axle	DANA-axles, 8 wheel nut rim; planetary axle and automatic limited slip brake, oscilating rear axle	ZF HD-axles, 8 wheel nut rim; planetary axle and automatic limited slip brake, oscilating rear axle
Speed	0 - 20 km/h, 2 speeds gear switching under load possible, Option: 0 - 30 km/h	0 - 20 km/h, 2 speeds gear switching under load possible	0 - 20 km/h, 2 speeds gear switching under load possible, Option: 0 - 35 km/h	0 - 20 km/h, 2 speeds gear switching under load possible, Option: 0 - 35 km/h
Electric system	Operating voltage: 12 V	Operating voltage: 12 V	Operating voltage: 12 V	Operating voltage: 12 V
Fill quantities	Fuel: 90 l Hydraulic oil: 60 l	Fuel: 85 l Hydraulic oil: 64 l	Fuel: 95 l Hydraulic oil: 85 l	Fuel: 95 l Hydraulic oil: 105 l
Specific gravity of material	1.6 t/m ³	1.6 t/m ³	1.6 t/m ³	1.6 t/m ³
Bucket capacity ¹⁴	0.55 m ³	0.80 m ³	1.00 m ³	1.20 m ³
Recommended bucket width	1.3 m	1.7 m	1.9 m	2.0 m
Sound pressure level LpA	85 dB (A)	81 dB(A)	75.5 dB(A)	78 dB(A)
Sound power level guaranteed LwA equivalent LwA	101 dB (A) 100 dB (A)	101 dB (A) 101 dB (A)	101 dB (A) 101 dB (A)	102 dB (A) 101 dB (A)
Hand/arm vibration ¹⁵	<2.5 m/s ²	< 2.5 m/s ²	< 2.5 m/s ²	< 2.5 m/s ²
Total body vibration ¹⁵	<0.5 m/s ²	< 0.5 m/s ²	< 0.5 m/s ²	< 0.5 m/s ²

¹¹ according to ISO 8313 ¹² according to EN 474-3 ¹³ according to ISO 14397-1 ¹⁴ according to ISO 7546 ¹⁵ according to ISO 8041
Tyre dimensions and additional equipment can change the deployment weight, tilting load and bucket capacity.

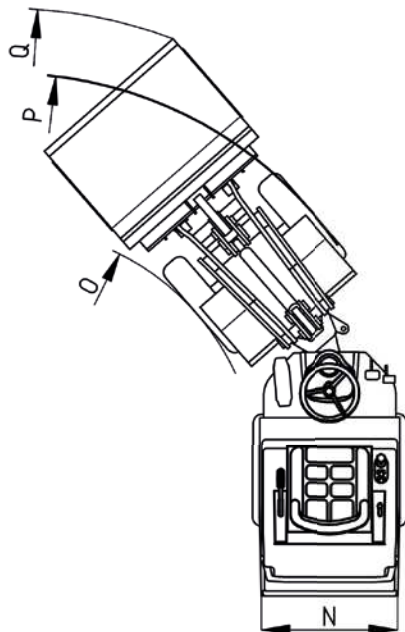
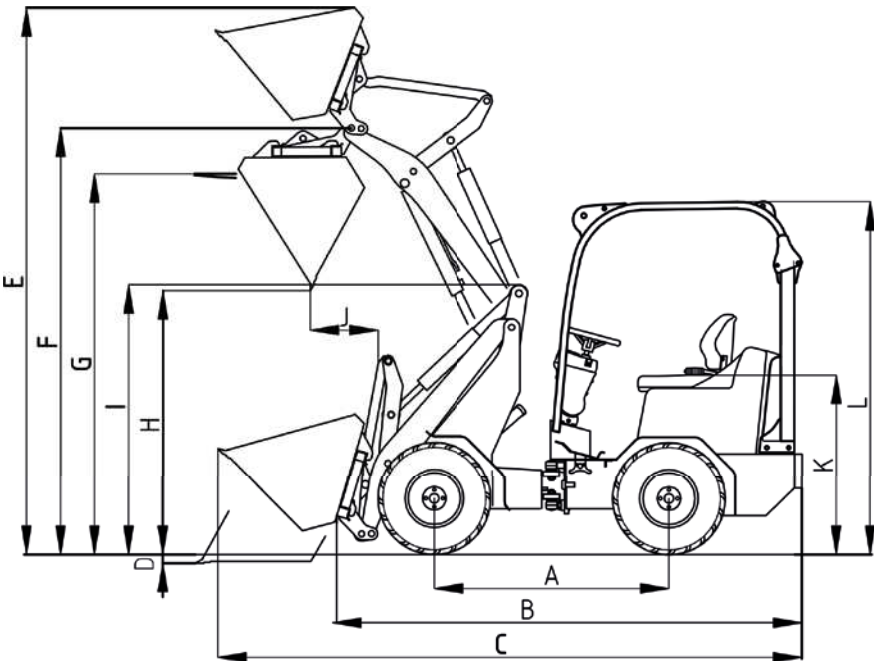
DIMENSIONS

		2428	2434	2436/2445	3450 S
A	Wheelbase [mm]	1,500	1,615	1,755	1,920
B	Chassis length [mm]	3,000	3,110	3,320	3,680
C	Overall length with standard bucket [mm]	3,750	3,800	4,045	4,400
D	Digging depth [mm]	110	105	105	90
E	Max. working height [mm]	2,960	3,230	3,230	3,250
F	Max. bucket pivot point [mm]	2,300	2,500	2,500	2,600
G	Loading height with pallet forks [mm]	2,150	2,150	2,360	2,500
H	Max. dumping height [mm]	1,450	1,700	1,700	1,800
I	Front end height [mm]	1,360	1,490	1,490	1,550
J	Dumping width [mm]	470	260	260	510
K	Seat height [mm]	1,055	1,190	1,160	1,150
L	Overhead guard height [mm] Cab height [mm]	2,090 -	2,220 2,150	2,215 2,110	2,270 2,230
N	Overall width [mm]	940 - 1,240	1,020 - 1,290	1,020 - 1,390	1,220 - 1,670
O	Inner turning radius [mm]	760	960	1,000	1,100
P	Outer turning radius [mm]	1,800	2,020	2,070	2,120
Q	Outer radius with standard bucket [mm]	2,190	2,310	2,450	2,500



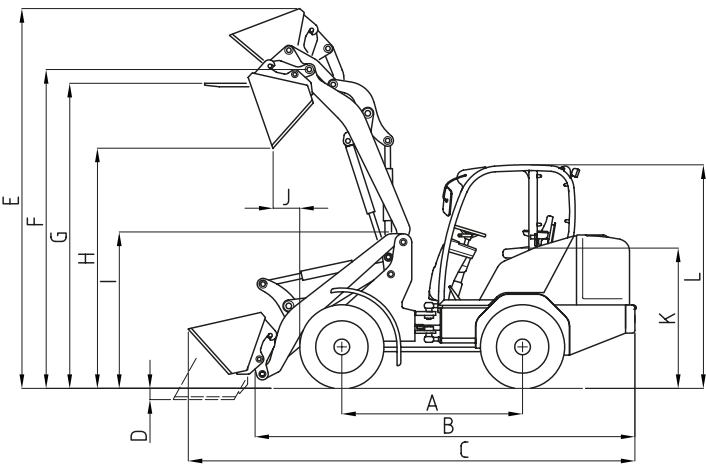
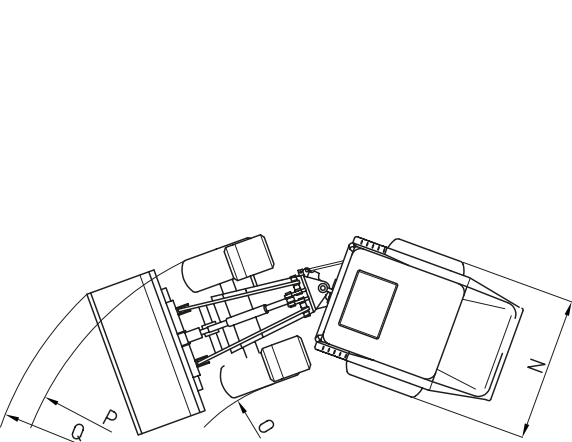
DIMENSIONS

		2428 SLT	2436 SLT	2445 SLT	3450 SLT
A	Wheelbase [mm]	1,700	1,815	1,815	1,920
B	Chassis length [mm]	3,200	3,400	3,400	3,680
C	Overall length with standard bucket [mm]	3,950	4,110	4,200	4,400
D	Digging depth [mm]	110	105	105	90
E	Max. working height [mm]	2,960	3,230	3,230	3,250
F	Max. bucket pivot point. [mm]	2,300	2,500	2,500	2,600
G	Loading height with pallet forks [mm]	2,150	2,360	2,360	2,500
H	Max. dumping height [mm]	1,450	1,700	1,700	1,800
I	Front end height [mm]	1,360	1,480	1,480	1,550
J	Dumping width [mm]	470	260	260	510
K	Seat height [mm]	910	995	995	1,030
L	Overhead guard height [mm] Cab height [mm]	from 1,890 -	from 1,950 -	from 1,950 -	from 2,050 -
N	Overall width [mm]	940 - 1,240	1,020 - 1,390	1,020 - 1,390	1,220 - 1,670
O	Inner turning radius [mm]	850	1,050	1,050	1,100
P	Outer turning radius [mm]	1,900	2,170	2,170	2,120
Q	Outer radius with standard bucket [mm]	2,510	2,550	2,550	2,500



		4350 Z	5650 Z	6680 Z	8600 Z
A	Wheelbase [mm]	2,000	1,975	2,195	2,300
B	Chassis length [mm]	4,050	4,420	4,725	4,850
C	Overall length with standard bucket [mm]	4,730	5,120	5,450	5,560
D	Digging depth [mm]	120	120	120	160
E	Max. working height [mm]	4,060	4,070	4,120	4,035 / 4,435*
F	Max. bucket pivot point. [mm]	3,260	3,400	3,400	3,400 / 3,800*
G	Loading height with pallet forks [mm]	3,050	3,175	3,225	3,175 / 3,575*
H	Max. dumping height [mm]	2,500	2,700	2,700	2,700 / 3,100*
I	Front end height [mm]	1,570	1,640	1,690	1,625 / 1,825*
J	Dumping width [mm]	640	925	925	445
K	Seat height [mm]	1,270	1,310	1,420	1,510
L	Overhead guard height [mm] Cab height [mm]	2,270 2,270	- 2,440	- 2,430 / 2,530**	- 2,500 / 2,600**
N	Overall width [mm]	1,230 - 1,710	1,500 - 1,710	1,590 - 1,900	1,850 - 2,080
O	Inner turning radius [mm]	1,450	1,580	1,750	1,890
P	Outer turning radius [mm]	2,680	3,190	3,320	3,450
Q	Outer radius with standard bucket [mm]	3,010	3,750	3,850	3,900

* Option: high lift ** Option: Low cabin



All technical specifications in this prospectus refer to serial models and describe their standard functions. The equipment components and their functions as well as the accessories depend on the individual model and the product options and also on the country and customer specific requirements. Images may contain products or equipment components which are not mentioned or cannot be obtained as a standard. The descriptions, measurements, images, weight specifications and technical data correspond to the state of the art at the time of printing and are non-binding. We reserve changes in the field of construction, equipment, optics and technology without prior notice, due to the continuous development of the products. In case of doubts concerning the performance or the mode of operation of our products due to special circumstances, we recommend the execution of work samples under controlled conditions. We cannot exclude deviations from images or measurements, calculation errors, printing errors or incompleteness in the prospectus despite all due care. We do therefore not accept any liability for the correctness and completeness of the specifications in this prospectus. We do guarantee the proper functioning of our products within the scope of our General Terms and Conditions. Any guarantees that go beyond these are on principle not provided. Any liability beyond the ones set out in our General Terms and Conditions is excluded.



made by SCHÄFFER

Schäffer offers a programme with 40 different models, each adapted to your needs. Our loaders' range of operations is versatile: whether in agriculture or construction, gardening and landscaping, industrial and commercial applications, in stabling or warehouse management – Schäffer is always your best choice.

The way Schäffer loaders are developed, produced and serviced is unique. The real difference is our experience of more than 60 years. We think of the end user first, because we seek to make your job safer, more comfortable and more profitable. Additionally, at our Erwitte location in Germany we rely on state-of-the-art development and production technologies. Ultimately, it is our employees who continuously develop new solutions, in close contact with the end user. Years of company service together with an enduring spirit form the basis for the special competence and for our global success.

The Schäffer name does not just mean unique product quality. It also stands for safety and optimal service that we guarantee both in Germany, Europe and around the globe.

Purchasing a Schäffer loader is the beginning of a long-term relationship. Your machine will only remain a 100% genuine Schäffer if you use original replacement parts. Only then will it guarantee the reliability you need, and have the right to expect. We offer you and our service partners a 24 hour delivery service – 7 days a week, 365 days a year.



YOUR DEALER:

Schäffer

Schäffer Maschinenfabrik GmbH
Postfach 10 67 | D-59591 Erwitte
Tel. +49 (0)2943 9709-0
Fax +49 (0)2943 9709-50
info@schaeffer-lader.de



WWW.SCHAEFFER-LADER.COM

