

VOLVO WHEEL LOADERS

**L150D
L180D**



VOLVO

Courtesy of Machine.Market

Probably still the best loaders ever built



Our new L150D and L180D build on the reputation established by their C-series predecessors. We stuck our neck out then, and we're proud to stick it out again. These two new loaders are packed with enough innovative solutions to lend weight to any rock, aggregate or logging operation. Among the many improvements we're introducing are Care Cab II, an operator environment that is set to become an industry benchmark, and Contronic II, the most advanced electronic watchdog on the market.



A strong link in your production chain

A strong factor in the high production capacity of the L150D and L180D is TP-linkage, our own patented lift-arm system that delivers high breakout torque throughout the lift cycle in combination with parallel lift action. Not only does TP Linkage outperform Z-bar systems in production bucket work, it also sets the industry standard in log grapple applications. In fact, no other lift arm system can allow one machine to be both a production loader and a serious material handler. Just specify an optional Volvo attachment bracket, and you're ready to tackle all of your heavy duty jobs with the L150D and L180D. And if those jobs require a little extra dump height, an optional Long Boom is available for both loaders.

Power for productivity

The fuel efficient Volvo high performance low emission engines in the L150D and L180D generate high torque at low engine speeds, providing superior rimpull and quick acceleration for fast work cycles in the most demanding applications. The high torque/low rpm characteristics of Volvo engines make throttle response instantaneous, giving these two the agility and speed needed to set new production records.

A perfect match

The true strength of the L150D and L180D can be traced directly to their well-matched, Volvo-built drivetrains and hydraulic systems, all working together to provide the optimum balance of power between the wheels and the working hydraulics. The transmission also features four forward and four reverse gears allowing for even more agility in tight applications.



TP linkage, together with Volvo designed buckets, gives the maximum bucket fill factor on the market today.



TP linkage comes into its own in timber applications. No other system provides such high breakout torque throughout the lift cycle.



The well-matched drivetrain allows for ample rimpull and excellent hydraulic power for all loading applications.

A breath of fresh air for the operator



Over the years, the Volvo name has become synonymous with operator comfort and safety. The L150D and L180D, featuring the new Care Cab II, are sure to enhance that reputation even further. From floor to ceiling, this cab has been designed to provide maximum comfort, safety and ease of operation. Not even the air inside has been left untouched. Our new ventilation system allows all recirculated air to pass through the main filter, providing the cleanest operator environment in the industry.

Designed with the operator in mind

Once you've comfortably positioned yourself in the multi-adjustable operator's seat, you'll soon discover why Care Cab II provides the best operator environment that money can buy. To your right, the hydraulic lever console can be adjusted to suit any operator. On the console itself, you'll find pilot-operated fingertip hydraulic levers for easy and precise boom/bucket control as well as controls for the APS II shifting system. All instrumentation is right in front of you on the center console of the new wrap-around dashboard. The three piece, silicon bonded front windshield provides excellent visibility to the front, while a new, larger rear window gives you a clear rear view.



Care Cab II offers unparalleled all-round visibility.

Custom shifting

The unique APS II automatic shifting system monitors both engine speed and ground speed to provide precise control of gear shifting at all times. APS II also features a dashboard mounted mode selector, enabling you to select one of four different shifting programs to optimize performance in any application.

Keep an eye on performance

The Contronic II monitoring system continuously monitors all vital



Left: Ten air outlets provide fresh filtered and climate-controlled air. The Contronic II control panel allows direct access to all major monitoring functions.

Middle/right: Forward, reverse or kickdown – APS II shifting can be controlled with the shift lever, rocker switch on the hydraulic console or the CDC armrest**.



Pilot operated fingertip hydraulic levers provide easy control of the hydraulic functions. The adjustable hydraulic lever console also features a rocker switch for forward/reverse shifting and a 1st gear kickdown button.

machine systems and functions, instantly alerting you when a potential problem or fault occurs. All information is displayed in plain text in the language of your choice. The new display control panel now features direct access buttons for all major monitoring functions, making the industry's most advanced watchdog even more user-friendly. Service technicians can use the optional Contronic II service display tool or our new PC-based data tracking system, Matris, to access operating information stored in the machine's main computer.

Increase comfort and productivity at the same time

A full range of productivity boosting options, including Comfort Drive Control (CDC) lever steering, are available on L150D and L180D. CDC is particularly effective in fast paced truck loading operations where continuous turning of the steering wheel can be trying over the course of a long day. Another productivity boosting option is the improved Boom Suspension System (BSS). BSS acts as a shock absorber for the loader linkage, smoothing out the bumps in rough terrain for faster travel speeds with both loaded and empty buckets.

No noise to shout about

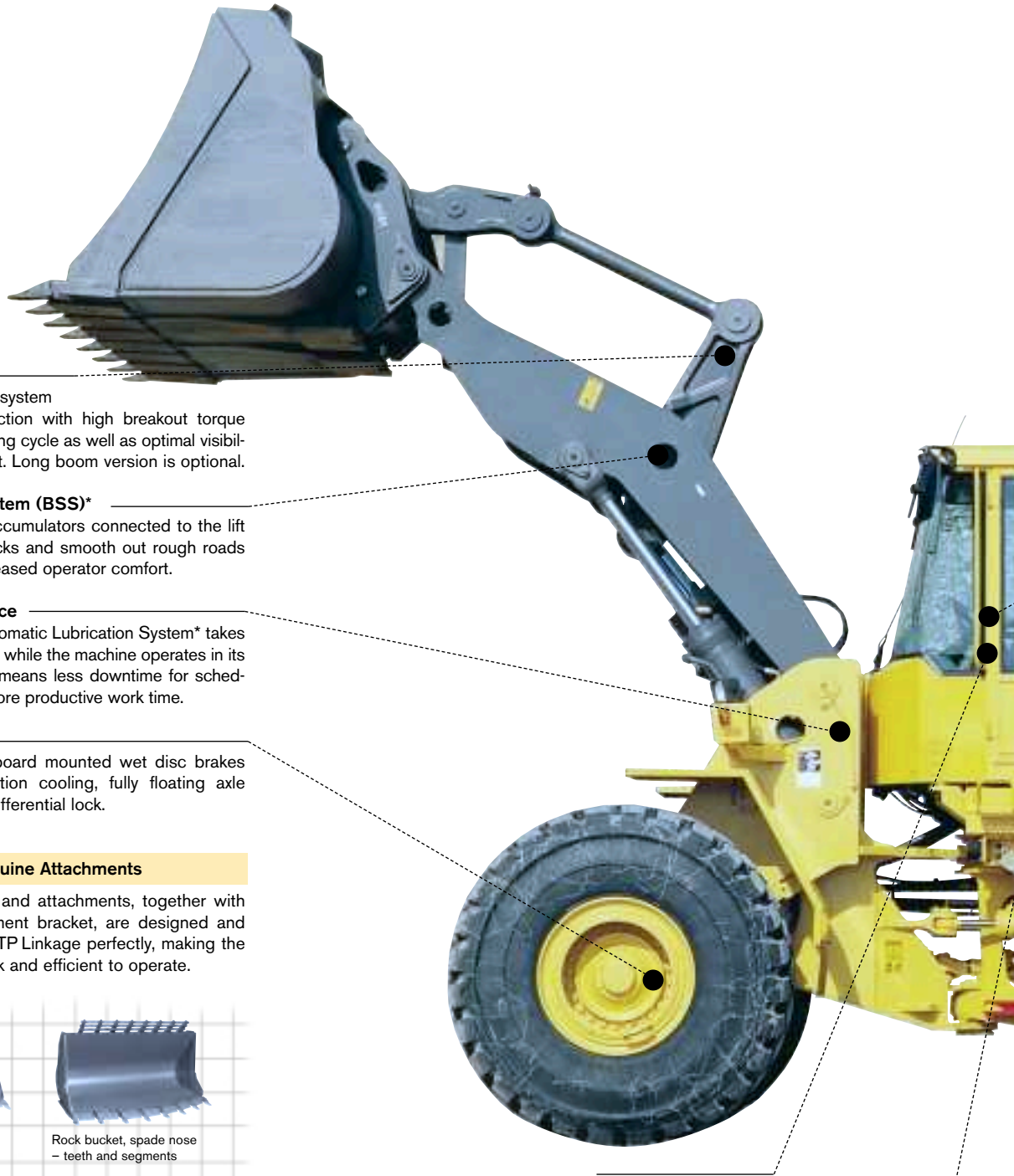
The low emission engine, coupled with good sound insulation, help to further reduce internal and external noise levels. When equipped with an optional noise reduction kit*, the L150D and L180D both comply with Directive 2000/14/EC noise regulations.

* Std. on certain markets.

**Optional.



Volvo L150D & L180D in detail



TP Linkage

Unique patented linkage system combining parallel lift action with high breakout torque throughout the whole lifting cycle as well as optimal visibility around the attachment. Long boom version is optional.

Boom Suspension System (BSS)*

BSS* utilizes gas/oil accumulators connected to the lift cylinders to absorb shocks and smooth out rough roads for faster times and increased operator comfort.

Easier daily maintenance

Our factory mounted Automatic Lubrication System* takes care of required greasing while the machine operates in its normal work cycle. This means less downtime for scheduled maintenance and more productive work time.

Volvo axles


Volvo axles feature outboard mounted wet disc brakes with internal oil circulation cooling, fully floating axle shafts and a front axle differential lock.

Volvo Genuine Attachments


Volvo Genuine buckets and attachments, together with Volvo's optional attachment bracket, are designed and manufactured to match TP Linkage perfectly, making the L150D and L180D quick and efficient to operate.




General purpose bucket
- teeth and segments




Rock bucket, spade nose
- teeth and segments



High-dump light materials
bucket



General purpose bucket
- edge savers



Unloading grapple




Sorting grapple

Contronic II

The Contronic II monitoring system keeps an eye on all vital machine systems and functions in order to warn you of potential problems or faults before it's too late. Warning messages and operating information are shown in plain text on the dashboard mounted display screen. Service technicians can increase their diagnostic efficiency by using the Contronic II service display or Matris software to download operating information stored in the machine's computer.

Care Cab II

A safe, comfortable, efficient and ROPS/FOPS certified operator environment featuring a new wraparound dashboard with central instrumentation, a larger rear window, and an adjustable hydraulic lever console with pilot-operated fingertip hydraulic levers.



Load-sensing steering

Low fuel consumption and easy steering at low rpm are two important benefits of the load-sensing steering system.

Hydraulic System

The open center hydraulic system with efficient high capacity vane pumps allows precision control and quick movements even at low rpm's.

Comfort Drive Control (CDC)*

Operator fatigue is reduced with the CDC lever steering system*, which allows you to steer and shift with easily operated controls mounted on the left armrest of the seat.

High Performance Low Emission Engine

The Volvo engine generates high torque at low rpm, for quick response and low exhaust emissions that meet existing requirements.

Low external noise levels

An insulated engine compartment with an external radiator and hydraulically driven cooling fan help to keep external noise levels low. Directive 2000/14/EC optional noise reduction kits are available for both L150D and L180D.

Excellent serviceability

Easily accessible service panels and service points, a swing-out radiator* for quick cleaning and the Contronic II watchdog are just a few of the service-friendly solutions.

* Optional.

APS II

Volvo's unique automatic shifting system, APS II, monitors both engine speed and ground speed to provide optimum control of gear shifting in any application. A dashboard mounted mode selector allows you to choose one of four different shifting programs to customize machine performance to your job. A 1st gear kickdown button and forward/reverse rocker switch mounted on the hydraulic console allow you to operate the APS II system with your right hand while your left hand stays on the steering wheel at all times.

Specifications	L150D	L180D
Engine:	Volvo TD 103 KCE	Volvo TD 122 KHE
Max power at	35 r/s (2100 r/min)	35 r/s (2100 r/min)
SAE J 1995 gross	189 kW (257 hp)	209 kW (284 hp)
ISO 9249, SAE J 1349 net	186 kW (253 hp)	206 kW (280 hp)
Max. torque at	18,3 r/s (1100 r/min)	15,0 r/s (900 r/min)
SAE J 1995 gross	1390 Nm	1580 Nm
ISO 9249, SAE J 1349 net	1390 Nm	1580 Nm
Breakout force:	180,4 kN*	210,3 kN**
Static tipping load:		
at full turn	15 240 kg*	18 410 kg**
Buckets:	3,5 m ³ -12,0 m ³	4,2 m ³ -14,0 m ³
Timber grapples:	1,6-3,1 m ²	1,6 m ² -3,5 m ²
Operating weight:	23,2-25,5 t	26,0-29,0 t
Tires:	26.5 R25	26.5 R25

* Bucket: 3,7 m³ straight edge w/teeth and segments (pin-on), Tires: 26.5 R25 L3, Std. boom.
 ** Bucket: 4,2 m³ straight edge w/teeth (pin-on), Tires: 26.5 R25 L3, Std. boom.



Technology on Human Terms

Volvo Construction Equipment is one of the world's leading manufacturers of construction machines, with a product range encompassing wheel loaders, excavators, articulated haulers, motor graders and more.

The tasks they face vary considerably, but they all share one vital feature: technology which helps man to perform better: safely, efficiently and with care of the environment. We refer to it as Technology on Human Terms.

The sheer width of the product range means it is always possible to choose exactly the right machine and attachment for the job. Each machine also comes with the quality, continuity and security

which is represented by the Volvo name. The security of the service and parts organisation. The security of always having immediate access to leading-edge research and technical development. A machine from Volvo meets the very highest demands in all kinds of jobs, under all conditions. The world over.

Volvo Construction Equipment develops, manufactures and markets construction equipment. We are a Volvo company with production facilities on four continents and a market presence in over 100 countries.

For more information please visit our web site:
www.volvo.com

Under our policy of continuous improvement, we reserve the right to change specifications and design without prior notice. The illustrations do not necessarily show the standard version of the machine.

VOLVO

Volvo Construction Equipment

Ref No. 21 2 669 2334 English
Printed in Sweden 2001.03-3 WLO
Volvo, Eskilstuna